

Policy representation by German parties at the 2017 federal election

by Andranik S. Tangian

No. 107 | SEPTEMBER 2017

WORKING PAPER SERIES IN ECONOMICS



Impressum

Karlsruher Institut für Technologie (KIT)
Fakultät für Wirtschaftswissenschaften
Institut für Volkswirtschaftslehre (ECON)

Kaiserstraße 12
76131 Karlsruhe

KIT – Die Forschungsuniversität in der Helmholtz-Gemeinschaft

Working Paper Series in Economics
No. 107, September 2017

ISSN 2190-9806

econpapers.wiwi.kit.edu

Institute of Economic Theory and Operations Research

Karlsruhe Institute of Technology

Policy representation by German parties at the 2017 federal election

Andranik S. Tangian

Working paper Nr. 107

September 2017

E-mail: andranik.tangian@gmail.com

Tel: +49 721 6084 3077

Kollegium am Schloss

76128 Karlsruhe

Deutschland

Abstract

The paper estimates the policy representation of 34 German parties that participate in the 2017 Bundestag (federal) election. For this purpose, the party positions on 31 topical issues are compared with the results of recent public opinion polls. Then we construct the party indices of popularity (the average percentage of the population represented) and universality (frequency in representing a majority). We find that the currently governing conservative union CDU/CSU and the social-democratic SPD are ranked only 27th and 22nd, respectively, being least representative among the four parties in the 2013 Bundestag. The most representative Bundestag faction is the GRÜNE — the smallest one. The current Bundestag representativeness is about 50%, as if the correspondence with the electorate’s preference on every policy issue is being decided by tossing a coin, meaning that the 2013 Bundestag is practically unrelated to public opinion.

Keywords: Policy representation, representative democracy, direct democracy, elections, coalitions.

JEL Classification: D71

Contents

1	Introduction	1
2	Representativeness of German parties and the Bundestag	2
3	Conclusions	4
4	Appendix. Public opinion polls relevant to the 2017 Wahl-O-Mat questions	15
	References	24

1 Introduction

The late 18th century founding debate on political representation focused primarily on two questions: *Who should be represented?*, i.e. who is entitled to vote (males or also females, with which civil and property status, etc.) and *Who can be a representative?* (sons of the constituency or all trusted citizens, taxpayers of a certain level, etc.) [Manin 1997]. The question *What should be represented?*, i.e. which policies should be pursued on behalf of the electorate and how well the political system represents the electorate’s policy preferences, was of secondary importance.

The latter started to be widely discussed only since the 1960s when the dedicated notion of *policy representation* was coined; see [Miller and Stokes 1963, Pitkin 1967, Monroe 1979, Bartels 1991, Hartley and Russett 1992, Stimson et al 1995, Wlezien 1995, Wlezien 1996, Miller et al 1999, Monroe 1998, Sharpe 1999, Smith 1999, Powell 2000, Budge et al 2001, Klingemann et al 2006, Soroka 2003, Wlezien 2004, Cerami 2007, Budge and McDonald 2007, Soroka and Wlezien 2010, Volkens et al 2013]. To monitor policy representation in modern democracies, a special database has been created within the prize-winning *Manifesto* project (Berlin), aimed at ‘quantitative content analysis of parties’ election programs from more than 50 countries covering all free, democratic elections since 1945’ [WZB 2014].

Most studies in policy representation consider one-dimensional models, locating the policy preferences of parties, governments and voters either on more-or-less policy axes (in terms of budgeting for defence, education, health, etc.) or on the aggregated left-right ideological axis. However, the modern electorate, parties and governments locate themselves with respect to numerous policy issues, making policy preferences essentially multi-dimensional and hardly reducible to left–right alignment:

... in a number of Western societies ... no socioeconomic or cultural cleavage is evidently more important and stable than others. To be sure, citizens do not constitute a homogeneous mass that can be divided in any manner by the choices they are offered, but the social and cultural lines of cleavage are numerous, crosscutting, and rapidly changing. ... The number of floating voters who do not cast their ballot on the basis of stable party identification is increasing. A growing segment of the electorate tends to vote according to the stakes and issues of each election.

[Manin 1997, *Principles of Representative Government*, pp. 223, 231]

The idea of multi-dimensional policy representation is implemented in so-called voting advice applications (VAAs). Following the Dutch *StemWijzer* (*Vote match*) launched on the internet in 1998, several European countries created sites to help electors compare their policy preferences with party manifestos. They include *Wahlkabine* (*Voting booth*) in Austria, *Glasovoditel* (*Vote guide*) in Bulgaria, *Kohovolit* (*Whom to vote for*) in Czech Republic, *Vote&Vous* (*Vote&You*) in France, *Wahl-O-Mat* (*Election automate*) in Germany, *Vote Match* in the UK, *Te kitvalasztanal?* (*Whom would you choose?*) in Hungary, *Vote Match* in Ireland, *Cabine Eletorale* (*Voting booth*) in Italy, *Providus* (*The farsighted*) in Latvia, *Latarnik Wyborczy* (*Election lantern*) in Poland, *Testeaza-ti votul!* (*Test your vote!*) in Romania, *Kohovolit* (*Whom to vote for*) in Slovakia, *Elecciones.es* (*Elections.es*) in Spain and *Smartvote* Switzerland [Garzia and Marschall 2014, Vote match Europe 2017]. In 2006, the Free University of Amsterdam developed a general *Election compass* whose applications range from the university’s works council to the US president and the European Parliament [Kieskompas 2006, EU profiler 2009].

This device not only evaluates the preference proximity between voters and candidates but also locates them on a two-dimensional landscape with five-point ‘Left–Right’ and ‘Conservative–Progressive’ axes.

Following the current trends, we attempt to measure policy representation with respect to multiple policy issues. The given paper is devoted to revealing actual policy preferences of the German electorate and evaluating the current representativeness of German political parties and the Bundestag. For this purpose, we apply the framework from [Tangian 2014, Tangian 2017a, Tangian 2017b, Tangian 2017c]. We compare the positions of the parties and the Bundestag on 31 policy issues with the outcomes of actual public opinion polls on the same issues and construct indices of popularity (the average percentage of the population represented) and universality (frequency in representing a majority).

The results are discouraging. The currently governing conservative union CDU/CSU and the social-democratic SPD are ranked only 27th and 22nd out of 33, respectively, being the least representative among the the four Bundestag parties. The current Bundestag representativeness is about 50%, as if the correspondence with the electorate’s preference on every policy issue is being decided by tossing a coin, meaning that the 2013 Bundestag’s policy profile is practically independent of that of the electorate.

Section 2, ‘Representativeness of German parties and the Bundestag’, describes the data sources, defines the indices of popularity and universality of German parties and the Bundestag, and presents the computational results.

In Section 3, ‘Conclusions’, the findings of the paper are recapitulated and placed into context.

The Appendix (Section 4) contains full references to the polls of public opinion used in the study, including exact formulation of the poll questions.

2 Representativeness of German parties and the Bundestag

Table 1 shows the 34 German parties that take part in the 2017 federal election (the union CDU/CSU is considered as a single body), and Tables 2–3 display the balance of public opinion and party positions on a number of policy questions.

The questions and the party positions are from the *Wahl-O-Mat* — the voting advice application of the German Federal Agency for Civic Education [Bundeszentrale für politische Bildung 2017]. The *Wahl-O-Mat* (an invented word composed from the German *Wahl* = election and *Automat*) is the German version of the Dutch Internet site *StemWijzer* (‘VoteMatch’) [Pro demos 2017], which was originally developed in the 1990s to involve young people in political participation. Both websites help the users locate themselves on the political landscape by testing how well their opinions match with party positions. Before an election (local, regional, federal and even European), a special governmental supervising committee compiles a list of questions on topical policy issues (‘Domestic deployment of federal armed forces?’—Yes/No, ‘General speed limit on motorways?’—Yes/No, etc.) and asks the parties participating in the election for their answers. A user of the site answers the same questions, eventually attributing weights to reflect their importance, and then the program compares his or her political profile with that of the parties and finds the best-matching party, the next-best-matching party, etc.

The *Wahl-O-Mat* provides no statistics for individual answers, but even if they were available, they would be biased toward internet users.¹ For this reason we refer to the public opinion polls

¹Before the 2013 Bundestag election, the *Wahl-O-Mat* site was visited over 13 million times [Bundeszentrale für politische Bildung 2017].

that pertain to 31 of the 38 *Wahl-O-Mat* questions (for seven issues, no appropriate polls were found) and which were conducted during the two years before the 2017 federal election. For the German formulation of the *Wahl-O-Mat* questions, their translation into English, the references to public opinion polls, their dates and outcomes see Section 4.

Each *Wahl-O-Mat* question divides the society into two groups: protagonists (Yes-group) and antagonists (No-group); abstentions are not considered. A party, answering these questions, represents the Yes-groups for some questions and the No-groups for others. To evaluate the representativeness of a party, we consider two indices. The party's *popularity* is defined to be the average size of the group it represents, averaged over all the questions. The *universality* of a party is its frequency in representing a majority. Both indices are computed in two versions: for equally weighted questions, meaning their equal importance, and for the questions weighted with the base 2 logarithm of thousand Google hits for the questions' keywords (the question titles in German — in order to restrict the search to the German area) — it is assumed that the number of relevant search results reflects the importance of the question.

Let us illustrate the construction of representativeness indices using Figure 1. It displays the 38 *Wahl-O-Mat* questions together with their original numbers and color bars indicating the balance of public opinion and the positions of the four Bundestag parties (that received $\geq 5\%$ of the electoral votes); if the data were missing, the corresponding rectangles are missing as well. For a specific example, we take the first question, 'Domestic deployment of federal armed forces'. The balance of public opinion, with 68% for (protagonists) and 29% against (antagonists) is shown by the blue bar. Its length is normalized, that is, the abstentions have been removed from consideration, and the total bar length is brought up to 100%, as shown by the box. The bar's segments to the left and to the right of the central axis are proportional to the percentage of antagonists and protagonists in the society, respectively. Thus the prevailing public opinion is visualized by the blue bar's bias from the center.

Every Bundestag faction is depicted by a rectangle in the official party color; its length is proportional to the number of seats it holds in the Bundestag. The 'No/Yes' party opinion on the question is reflected by the positioning of the rectangle to the left or to the right of the central axis, respectively. For every question, the given party represents a certain percentage of the population, as revealed by the corresponding public opinion poll. For instance, the union CDU/CSU with its 'Yes' answer to Question 1 represents the opinion of 68% of the population versus the 29% who answer 'No'. After removal of abstentions and normalization (bringing the total to 100%), we obtain the CDU/CSU *representativeness* for Question 1:

$$r_{\text{CDU/CSU},1} = \frac{68}{68 + 29} \approx 0.70 .$$

With the 'No' answer to Question 2, '[Higher] taxation of passenger diesel cars', the union CDU/CSU expresses the opinion of 31% of the population versus 62%. After removal of abstentions and normalization we obtain the following CDU/CSU representativeness for Question 2:

$$r_{\text{CDU/CSU},2} = \frac{31}{31 + 62} \approx 0.33 ,$$

and so on. Taking the average representativeness of the CDU/CSU over the 24 questions for which we have both opinion poll data and definitive party answers, we obtain the party's un-weighted *popularity* index

$$P_{\text{CDU/CSU}} = \sum_{q=1}^{24} \frac{r_{\text{CDU/CSU},q}}{24} = \frac{0.70}{24} + \frac{0.33}{24} + \dots \approx 0.51 \quad (\times 100\% \approx 51\%) .$$

Replacing the weights $\frac{1}{24}$ in the above formula with the normalized Google-weights (that is, proportionally reduced to the total = 1), we obtain the Google-weighted version of popularity. It should be noted that for each party we consider only the questions backed up with public opinion polls and definitive party answers, so the normalization of weights varies from one party to another.

The CDU/CSU (unweighted) universality index is the percentage of the questions for which the CDU/CSU represent a non-strict majority ($\geq 50\%$). Again, we restrict ourselves to the 24 questions with known CDU/CSU positions and backed up by public opinion polls. Since the CDU/CSU represent a non-strict majority on 12 out of 24 questions,

$$U_{\text{CDU/CSU}} = \sum_{q:r_{\text{CDU/CSU},q} \geq 0.5} \frac{1}{24} = \sum_{q=1}^{24} \frac{\text{round}[r_{\text{CDU/CSU},q}]}{24} = \frac{12}{24} \quad (\times 100\% = 50\%) .$$

If the questions are counted with Google-weights instead of $1/24$, we obtain the Google-weighted version of the universality index.

The indices of other parties are computed similarly, being based on the data in Tables 2–3. The indices of the Bundestag before coalition building are based on the Bundestag majority opinions on the issues. For instance, the Bundestag’s position on Question 1 is the one of the majority of three YES-factions, of SPD, DIE LINKE and GRÜNE, as visualized by the cumulative length of the party bars in Figure 1 that surpasses the 50%-threshold shown by dotted lines (for this question Bundestag represents the No-group).

Figure 2 displays the indices of popularity P and universality U for all German parties that participate in the 2017 federal election as well as that of the Bundestag (at the end), each in two versions: for unweighted questions (marked with ‘u’) and Google-weighted questions (marked with ‘g’). The parties are sorted in decreasing order of the mean of the four indices. The mean index makes sense, because the popularity and universality indices are correlated, being defined as expected representativeness and expected rounded representativeness, respectively.

As we see, the currently governing conservative union CDU/CSU and the social-democratic SPD are ranked only 27th and 22nd, respectively, being the least representative among the the four Bundestag parties. The policy representation of the SPD is almost as low as that of the two completely abstaining parties — Gesundheitsforschung and MG (Magdeburger Gartenpartei) — who answered no question and have therefore the neutral representativeness of 50%. The policy representation of the union CDU/CSU is even lower, meaning that it is rather non-representative than representative.

The current Bundestag representativeness is slightly above 50%. It should be noted that the representativeness of 50% is expected when the correspondence with the electorate’s preference on every policy issue is decided by tossing a coin. All of these means that the 2013 Bundestag’s policy profile is practically independent of public opinion.

3 Conclusions

It should be emphasized that in real elections there are numerous considerations beyond policy representation. Indeed, the relations between the parties and the electorate, understood in a broad sense, are in fact many-sided. Large established parties, which in our evaluation are ranked rather low, are much closer to the electorate than the small little known ones with higher indices of representativeness. It is due to networking, experience, traditions, etc., which cannot be overlooked.

On the other hand, the low evaluation of some recognized parties may be caused by the selection of *Whal-O-Mat* questions that are not as neutral as assumed to be. Their subjects and wordings can be favorable for some parties and unfavorable for others. To avoid claims in partiality, the Karlsruhe Institute of Technology, where the *Whal-O-Mat* is adapted to elections of the Student Parliament, in 2017 asked the parties to formulate the questions themselves as a part of their electoral campaign. The final selection has been made by an optimization model aimed at enhancing contrasts between the parties' policy profiles [Tangian 2017d]. This can be applicable to the *Whal-O-Mat* itself.

Regardless of reservations, our analysis demonstrates that neither the parties are well aware of the electorate's policy preferences nor the voters are well informed about the parties' current positions. This is confirmed also by other scholars at a larger scale:

We find no substantively or statistically significant evidence that voters adjust their perceptions of parties' Left-Right positions in response to the policy statements in parties' election manifestos — a conclusion that is striking given that interviews with European political elites that we conducted (discussed below) suggest that parties campaign on the basis of these manifestos . . . By contrast, we find that European citizens do react to their perceptions of parties' Left-Right positions, i.e., citizens adjust their Left-Right positions and their partisan loyalties in response to the parties' policy images . . . But, because voter perceptions do not track the parties' actual policy statements, there is a disconnect between shifts in elite policy discourse and voter reactions. Voters react to what they perceive the parties stand for, but these perceptions do not match up with the actual statements in the parties' policy manifestos, which form the basis for the parties' election campaigns.

[Adams et al 2011, Is anybody listening? Evidence that voters do not respond to European parties' policy statements during elections, *Am J Polit Sci*: 55, p. 371]

In a sense, our study warns about a possible discrepancy between the electorate and the government elected, although the conclusions based on data samples, as in our case, can be never considered 100%-reliable.

Table 1: German parties in the 2017 Bundestag election

Party logo	Party description	Number of members		Percentage of votes	
		2013	2017	2013	2017
	Union of Germany's main conservative parties, Christlich Demokratische Union Deutschlands (Christian Democratic Union of Germany) founded in 1950 and Christlich-Soziale Union in Bayern (Christian Social Union of Bavaria) founded in 1945.	615456	572412	41.543	–
	Sozial-demokratische Partei Deutschlands (Social Democratic Party) founded in 1863.	473662	441784	25.733	–
	Die LINKE (The Left) founded in 2007 as the merger of East German communists and the Electoral Alternative for Labour and Social Justice (WASG), a left-wing breakaway from the SPD.	63756	58910	8.589	–
	BÜNDNIS 90/DIE GRÜNEN (Alliance 90/The Greens) founded in 1993 as the merger of DIE GRÜNEN (West Germany) and BÜNDNIS 90 (East Germany), both with a social-democratic background.	61359	62100	8.448	–
	Freie Demokratische Partei (Free Democratic Party) founded in 1948, a liberal political party close to employers' organizations.	57263	58000	4.765	–
	Alternative für Deutschland (Alternative for Germany) founded in 2013, a conservative party sceptical of the EU.	17687	28000	4.704	–
	Piratenpartei Deutschland (Pirate Party of Germany) founded in 2006, part of the international Pirate movement promoting an information society with free access to all digital media.	31700	11138	2.194	–
	National-demokratische Partei Deutschlands (National Democratic Party of Germany) founded in 1964, a far-right German nationalist party.	5500	5000	1.283	–
	FREIE WÄHLER (Free Voters) founded in 2009, a conservative party opposing EU financial policies and standing for local government, city councils and mayors.	1000	6000	0.970	–
	Mensch Umwelt Tierschutz (Human Environment Animal Welfare), founded in 1993, promotes the introduction of animal rights into the German constitution.	1000	1350	0.321	–
	Ökologisch-Demokratische Partei (Ecological Democratic Party) founded in 1982, a conservative environmentalist party.	5700	6163	0.291	–
	Partei für Arbeit, Rechtsstaat, Tierschutz, Elitförderung und basisdemokratische Initiative (Party for Work, Rule-of-Law, Protection of Animals, Advancement of Elites and Grass-root Democratic Initiative), founded in 2004, a populist parodical party with totalitarian trends.	10000	24087	0.180	–

Table 1: (continued) German parties in the 2017 Bundestag election

Party logo	Party description	Number of members		Percentage of votes	
		2013	2017	2013	2017
	Bayernpartei (Bavaria Party) founded in 1946, a separatist Bavarian party advocating Bavarian independence within the European Union.	500	6127	0.131	–
	Volksabstimmung (Referendum party), founded in 1997, promotes direct democracy of the Swiss type.	1000	1500	0.066	–
	Partei der Vernunft (Party of Reason), founded in 2009, promotes liberal ideas of the Austrian School of economic thought — minimal state, free market, decentralization of political power and subsidiarity.	1000	345	0.057	–
	Marxistisch-Leninistische Partei Deutschlands (Marxist-Leninist Party of Germany) founded in 1982, an anti-revisionist party, referring to Marx, Engels, Lenin, Stalin and Mao Zedong.	2300	1900	0.055	–
	Bürgerrechtsbewegung Solidarität (Civil Rights Movement Solidarity), founded in 1992, a part of the worldwide LaRouche (U.S. politician) Youth movement with republican orientation but promoting worldwide solidarity, e.g. abolishing the debts of the Third World.	1200	1000	0.029	–
	Sozialistische Gleichheitspartei Vierte Internationale (Socialist Equality Party – Fourth International, founded in 1971 as Partei für Soziale Gerechtigkeit (Party of Social Justice), is an anticapitalist party aimed at uniting the international workforce and implementing socialist principles. It calls for abolition of secret services and dissolution of EU and NATO.	300	300	0.010	–
	DIE RECHTE (The Right), founded in 2012, is a right-wing extremist party with racist-motivated utterances against foreigners and Islam. It calls for a ban on advertising in foreign languages and a wide range of changes in the asylum law.	500	621	0.005	–
	Allianz Deutscher Demokraten (Alliance of German Democrats), founded in 2016, wants to enable people with immigration background to live in Germany on the equal-rights basis. It is committed to dual citizenship and rights of Muslim people, being opposed to the EU in its present form.	–	1560	–	–
	Allianz für Menschenrechte, Tier- und Naturschutz (Alliance for Human Rights, Animal and Nature Conservation), founded in 2013. It calls for animal protection, animal experimentation-free research, more direct public participation, guaranteed basic income and better hygienic standards in hospitals.	110	134	–	–
	Bergpartei, die Überpartei (Mountain Party, Beyond-Party), founded in 2005. It is an alternative left-wing party with the roots in the Berlin squatter scene. It calls for an unconditional basic income, pleads for a restriction of ownership, promotes exiting NATO and the direct exercise of political power by the people.	–	229	–	–
	Bündnis Grundeinkommen (Basic Income Alliance), founded in 2016. Its only political objective is implementing an unconditional basic income in Germany intended to enable all to participate in the community.	–	971	–	–

Table 1: (continued) German parties in the 2017 Bundestag election

Party logo	Party description	Number of members				Percentage of votes			
		2013	2017	2013	2017	2013	2017	2013	2017
	Demokratie in Bewegung (Democracy in Motion), founded in 2017. DiB calls for greater co-determination, transparency in politic, introduction of binding lobbyists. It supports the expansion of European Union's competences and migration with human rights.	–	225	–	–	–	–	–	–
	Deutsche Kommunistische Partei (German Communist Party), founded in 1968. The DKP is a left-wing extremist party targeted at the establishment of a socialist system. It calls for peace, social security, investment, job creation and reintroduction of property tax.	3500	3000	–	–	–	–	–	–
	Deutsche Mitte (German Center), founded in 2013. The DM criticizes many policy areas and considers its own positions non-negotiable. It is against the euro and the EU, unlimited immigration, public broadcasting, compulsory schooling and interest and taxes.	–	3315	–	–	–	–	–	–
	Die Grauen – Für alle Generationen (The Grey-Haired – For All Generations), established in 2017. The party, having emerged from the interests of the elderly, deals also with general politics, demanding minimum pension, reduction of the retirement age, strengthening of direct democracy and reduction of the five per cent hurdle for parties in representative bodies.	–	281	–	–	–	–	–	–
	Die Urbane. Eine HipHop Partei (The Urban. A HipHop Party), founded in 2017. The du. proposes to transfer the key elements of hip-hop culture into political action. It is against discrimination and calls for the end of German arms exports and the withdrawal of Germany from NATO.	–	221	–	–	–	–	–	–
	Menschliche Welt (Human World), founded in 2013. The MW, following the Yoga school of Indian philosopher Prabhat Ranjan Sarkar, wants to improve society basing on spiritual practices. It calls for minimization of German arms exports, ban on animal experiments and massively subsidizing environment-friendly technologies.	–	505	–	–	–	–	–	–
	Partei der Humanisten (Party of Humanists), founded in 2014. The Humanists promote a world-view based on natural-science laws but not on 'gods or higher powers'. They call for the end of church–state relationships, the legalization of cannabis and free access to tax-financed research results.	–	307	–	–	–	–	–	–
	Partei für Gesundheitsforschung (Party for Health Research), founded in 2015. The party's only political goal is improving research on age-related diseases with no consideration of other policy issues.	–	173	–	–	–	–	–	–
	V-Partei ³ – Partei für Veränderung, Vegetarier und Veganer (V-Party ³ – Party for Change, Vegetarians and Vegans), founded in 2016. Its core requirements are improving consumer, climate and animal protection.	–	1200	–	–	–	–	–	–
	Magdeburger Gartenpartei (Magdeburg Garden Party), founded in 2013. The MG protests against the construction of houses at garden plots, increase of public debt and differences between education systems in German states.	–	361	–	–	–	–	–	–

Sources: [Bundeszentrale für politische Bildung 2017], [Bundesamt für Verfassungsschutz 2015, p. 181], [Liste der politischen Parteien in Deutschland 2017], [Niedermayer 2017, p. 2], [Statista 2017] (party descriptions and number of party members)
[Bundeswahlleiter 2013, p. 14ff.] (voting statistics converted into percentages)

Table 2: Public opinion on policy questions

Questions	Question weights		Public opinion	
	Equal	Google hits in $\log_2 K$	Protago- nists, %	Antago- nists, %
1 Domestic deployment of federal armed forces. The federal armed forces can be deployed in the country to fight against terrorism.	1	6.79	68	29
2 Taxation of passenger diesel cars. Diesel fuel for passenger cars should be taxed higher.	1	4.38	62	31
3 Upper limit for asylum seekers. Set an annual ceiling for the reception of new asylum seekers.	1	2.51	56	41
4 Expansion of renewable energies. The expansion of renewable energies should to be financed by the federal government on a permanent basis.	1	7.24	95	4
5 Social Housing. The federal government has to provide more funds for social housing.	1	8.34	56	43
6 Parent-independent BAfG (statutory grants for students). BAfG is generally to be paid regardless of the parents' income.	1	6.17	?	?
7 Extending video surveillance. Video surveillance in the public areas must be expanded.	1	4.55	79	19
8 Cut the Greek debts. Germany has to agree to cut the Greek debts.	1	5.34	18	46
9 Tempolimit. General speed limit on motorways!	1	9.15	56	39
10 Increase in defense expenditure. Germany's defense spending should be increased.	1	5.64	42	55
11 Fake news in internet. Operators of internet sites should be legally obliged to delete fake news if they have been informed about the issue.	1	0.73	42	58
12 Organic farming. Organic farming must be subsidized more generously than conventional agriculture.	1	7.83	93	5
13 Children's allowance for Germans. Children's allowance should be paid but to German families only.	1	2.81	?	?
14 Unconditional limitation of employment contracts. Duration of employment contracts should continue to be limited without giving reasons.	1	6.17	25	67
15 Compulsory vaccination. Children should be vaccinated against infectious diseases.	1	7.44	74	21
16 Nationalization of banks. All banks are to be nationalized.	1	4.68	60	31
17 Remembrance culture. The genocide of the European Jews should continue to be a central part of the German memory culture.	1	9.00	18	81
18 Reduction of public debt. Budget surpluses should be used mainly for the reduction of public debt.	1	1.39	19	78
19 Limitation of livestock farming. The total number of livestock in the farms of a municipality should be limited.	1	1.29	?	?
20 Phasing-out brown coal. In the future, brown coal should be phased-out in Germany.	1	6.22	71	25

Table 2: (continued) Public opinion on policy questions

Questions	Question weights		Public opinion	
	Equal	Google hits in $\log_2 K$	Protago- nists, %	Antago- nists, %
21 Temporary agency work. Companies should continue to employ temporary agency workers.	1	9.43	44	8
22 Double citizenship. Children of foreign parents who are born and raised in Germany should be allowed to have their second nationality alongside with the German one.	1	7.36	35	58
23 Early retirement. Pension reductions should not be applicable to early retirement after 40 years of contributions, .	1	7.53	?	?
24 National currency. Germany has to reintroduce national currency.	1	7.30	28	71
25 Abolition of women's quota. The women's quota for the supervisory boards of stock-exchange traded companies should be abolished.	1	1.62	46	48
26 Property tax. High wealth should be taxed.	1	8.16	52	30
27 Condemnation of children under 14 years. For crimes committed, children under 14 years of age are also to be sentenced.	1	3.60	?	?
28 Statutory health insurance. All citizens must be insured with statutory health insurance companies.	1	9.12	68	27
29 Projects against right extremism. The government should continue to subsidize projects against right extremism.	1	4.64	78	8
30 Exemption from the real estate transfer tax. The acquisition of owner-occupied residential property should be tax-free up to a certain amount.	1	1.21	?	?
31 Prohibition of arms exports. Armament exports from Germany areshould be prohibited with no exceptions.	1	3.71	83	14
32 Cannabis sales. The controlled sale of cannabis should be generally allowed.	1	5.25	57	10
33 Abolition of the solidarity tax (to cover exceptional expenses). The solidarity tax must be completely abolished by the end of 2019.	1	5.10	51	36
34 Reduction of refugees' benefits. Benefits of recognized refugees who refuse to participate in integration programs can be reduced.	1	0.32	88	10
35 Entitlement to full-day care. Parents should receive a right to full-day care for their children until the end of primary school.	1	7.27	72	25
36 Reference to God in the constitution. The reference to God in the German constitution should be retained.	1	1.19	?	?
37 Unconditional basic Income. In Germany there should be unconditional basic income.	1	8.52	73	21
38 Stronger cooperation in the EU. Cooperation between the EU Member States must be made stronger.	1	2.48	78	20

Sources: [Bundeszentrale für politische Bildung 2017] (questions)
Google on 17.09.2017 (question weights)
Section 4 (public opinion)

Table 3: Party positions on policy questions

Question number	Party positions: +[1] positive, -[1] negative, ? missing opinion																																									
	CDU/CSU	SPD	DIE LINKE	GRÜNE	FDP	AfD	PIRATEN	NPD	FREIE WÄHLER Tierschutzpartei	ÖDP	Die PARTEI	BP	Volksabstimmung	Partei der Vernunft	MLPD	BüSo	SGP	DIE RECHTE	AD	Tierschutzallianz	B*	BGE	DiB	DKP	DM	Die Grauen	du.	Menschliche Welt	Humanisten	Gesundheitsforschung	V-Partei ³	MG										
1	+	-	-	-	-	-	-	+	+	-	-	-	+	-	-	-	-	+	-	-	-	-	-	-	-	+	-	-	-	-	?	-	?									
2	-	-	+	+	-	-	+	-	+	+	+	-	-	-	-	-	-	-	-	?	?	+	+	+	-	-	+	-	-	?	?	?	+	?								
3	?	-	-	-	-	+	-	+	-	-	+	+	+	+	-	-	-	-	+	-	-	-	-	-	+	-	-	-	-	-	-	-	?	-	?							
4	-	+	+	+	-	-	-	+	+	+	+	+	+	-	+	-	-	+	+	+	?	+	+	+	+	+	+	+	+	+	+	-	?	+	?							
5	+	+	+	+	-	-	+	+	+	+	+	+	+	-	+	+	+	+	+	+	+	+	+	+	+	+	+	+	+	+	+	+	+	?	+	?						
6	-	?	+	+	+	+	+	+	+	?	+	+	+	-	?	-	-	+	+	+	-	-	+	+	+	+	+	+	+	+	+	+	+	?	+	?						
7	+	+	-	-	?	+	-	+	+	-	?	-	-	+	-	-	-	+	+	+	-	-	+	+	+	+	+	+	+	+	+	+	+	?	-	?						
8	-	?	+	+	-	-	+	-	+	+	+	+	+	-	+	+	+	-	-	+	+	+	+	+	+	+	+	+	+	+	+	+	?	?	?	?						
9	-	-	+	+	-	-	-	-	+	+	+	+	+	-	+	-	+	-	-	?	?	+	+	+	-	-	+	+	+	+	+	+	+	?	+	?						
10	+	?	-	-	+	+	-	?	+	-	-	-	?	-	?	-	-	+	-	-	-	-	-	-	-	-	-	-	-	-	-	-	-	-	-	?						
11	+	+	-	+	-	-	-	-	+	+	-	-	-	-	-	?	+	-	-	+	+	?	-	+	-	+	+	+	+	+	+	+	+	+	-	?	+	?				
12	?	-	+	+	-	+	+	+	-	+	+	+	+	-	+	-	+	+	+	+	+	+	+	+	+	+	+	+	+	+	+	+	+	+	+	-	?	+	?			
13	-	-	-	-	-	-	-	+	-	-	-	-	?	+	+	-	-	+	-	-	-	-	-	-	-	-	-	-	-	-	-	-	-	-	-	-	-	?				
14	+	-	-	-	+	?	-	-	-	-	-	+	+	+	-	-	-	+	-	-	?	-	-	-	+	-	-	-	-	-	-	-	-	-	-	-	-	?	?			
15	+	-	-	-	+	-	-	?	-	-	+	+	-	+	-	+	+	+	-	-	?	?	?	?	+	-	-	+	-	-	-	-	-	-	-	-	-	-	?			
16	-	-	-	-	-	-	-	-	-	?	-	-	-	-	-	+	-	+	+	-	-	+	?	-	+	-	-	-	-	-	-	-	-	-	-	-	-	-	?			
17	+	+	+	+	+	+	+	-	+	+	+	+	+	?	+	+	+	-	?	+	+	+	+	+	?	+	+	?	+	+	?	+	+	?	+	?	+	?				
18	?	-	-	-	+	+	-	+	+	?	+	-	+	-	?	-	-	-	+	+	?	+	-	-	+	-	?	?	?	?	?	?	?	?	?	?	?	?				
19	?	+	+	+	-	+	+	?	-	+	+	-	+	+	?	?	-	-	+	+	+	+	+	+	-	-	+	+	+	+	+	+	+	+	+	+	?	+	?			
20	?	+	-	-	+	-	-	-	-	-	-	-	+	+	-	+	+	+	+	-	-	-	-	-	-	+	-	-	-	-	-	-	-	-	-	-	-	-	?			
21	+	+	-	+	+	?	+	-	+	?	+	-	+	-	+	-	-	-	+	-	?	-	?	-	+	?	-	-	+	-	-	-	-	-	-	-	-	-	?			
22	?	+	+	+	+	-	+	-	-	+	+	+	-	+	+	+	+	-	+	?	+	+	+	+	+	-	+	+	+	+	+	+	+	+	+	+	+	?	+	?		
23	-	-	+	-	?	?	+	+	+	+	+	+	-	?	+	?	+	+	+	+	+	+	+	+	+	+	+	+	+	+	+	+	+	+	+	+	+	?	?	?		
24	-	-	-	-	-	+	-	+	-	-	-	+	-	-	?	+	-	+	-	-	?	-	-	-	+	+	-	-	-	-	-	-	-	-	-	-	-	-	-	?		
25	-	-	-	-	+	+	+	+	?	-	+	-	+	+	?	-	?	+	+	-	-	?	-	-	-	+	-	-	-	-	-	-	-	-	-	-	-	-	-	-	?	
26	?	?	+	+	-	-	+	+	-	+	+	+	-	+	-	+	+	-	+	?	+	?	+	+	+	+	+	+	+	+	+	+	+	+	+	+	+	?	?	?		
27	-	-	-	-	-	+	-	+	-	?	-	-	?	-	?	-	-	+	-	-	-	-	-	-	+	-	-	-	-	-	-	-	-	-	-	-	-	-	-	?		
28	-	+	+	+	-	-	+	+	-	+	+	+	+	-	+	-	+	+	-	-	+	+	+	+	-	+	+	+	+	+	+	+	+	+	+	+	+	+	?	+	?	
29	+	+	+	+	+	-	+	-	+	+	+	+	-	-	+	+	+	-	+	+	+	+	+	+	+	+	+	+	+	+	+	+	+	+	+	+	+	+	?	+	?	
30	+	-	-	-	+	+	?	+	+	?	+	+	+	+	-	+	+	+	+	+	+	+	+	+	?	+	-	+	+	?	-	?	?	?	?	?	?	?	?			
31	-	?	+	-	-	-	+	?	-	+	?	+	-	-	?	?	+	-	-	?	+	+	+	+	+	+	+	+	+	+	+	+	+	+	+	+	+	-	?	+	?	
32	-	-	+	+	+	-	+	-	-	?	-	+	-	-	+	?	-	+	-	?	+	?	+	+	+	+	?	+	+	+	?	+	+	+	+	+	+	+	?	+	?	
33	?	-	-	?	+	+	+	-	+	+	-	+	+	+	+	+	-	+	+	+	?	-	?	+	+	+	+	?	?	?	?	?	?	?	?	?	?	?	?	?		
34	+	+	-	?	+	+	-	?	+	+	+	+	+	+	-	-	-	+	+	?	-	-	-	-	+	+	-	+	-	+	-	+	-	?	?	?	?	?	?	?		
35	+	+	+	+	?	-	+	+	+	+	-	+	?	-	-	+	+	+	+	-	+	+	+	+	+	+	+	+	+	+	+	+	+	+	+	+	+	+	+	?	+	?
36	+	+	-	+	?	+	-	+	+	-	+	-	+	-	-	+	-	+	+	?	-	-	-	-	+	-	?	+	-	?	+	-	?	-	?	-	?	-	-	-	?	
37	-	-	?	?	-	-	+	-	-	+	-	+	-	+	-	?	-	+	+	-	?	+	+	+	-	+	?	+	+	+	?	+	+	+	?	+	+	+	?	+	?	
38	+	+	?	+	+	-	+	-	+	+	+	?	+	?	-	-	-	-	+	+	+	+	+	+	-	+	?	+	+	+	?	+	+	+	?	+	+	+	?	+	?	

Source: [Bundeszentrale für politische Bildung 2017]

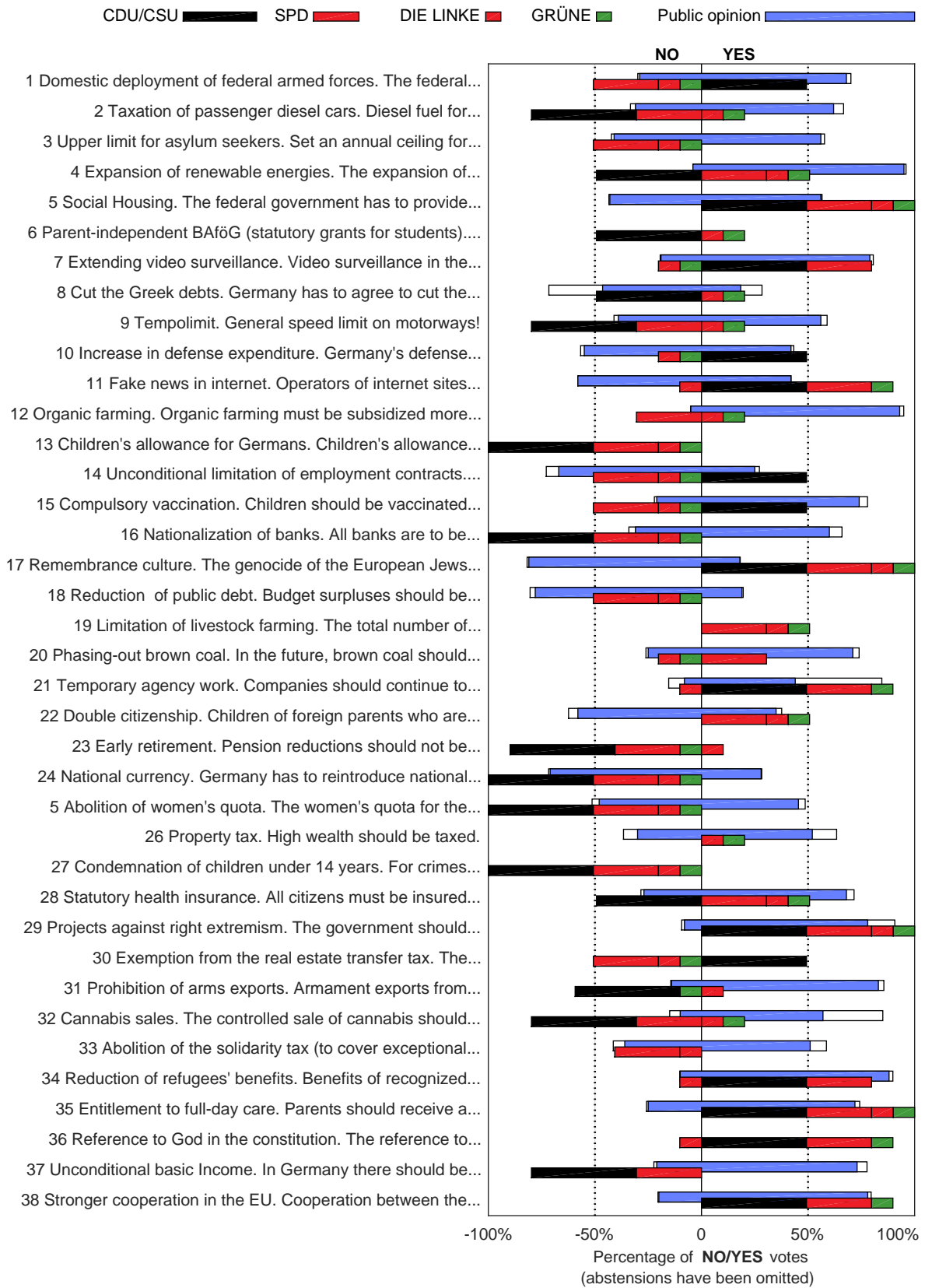


Figure 1: Actual public opinion and representation thereof by the 2013 Bundestag

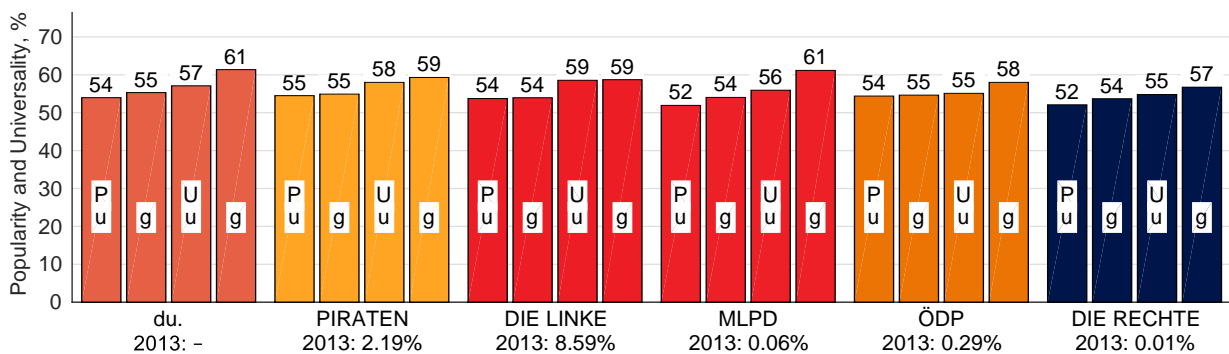
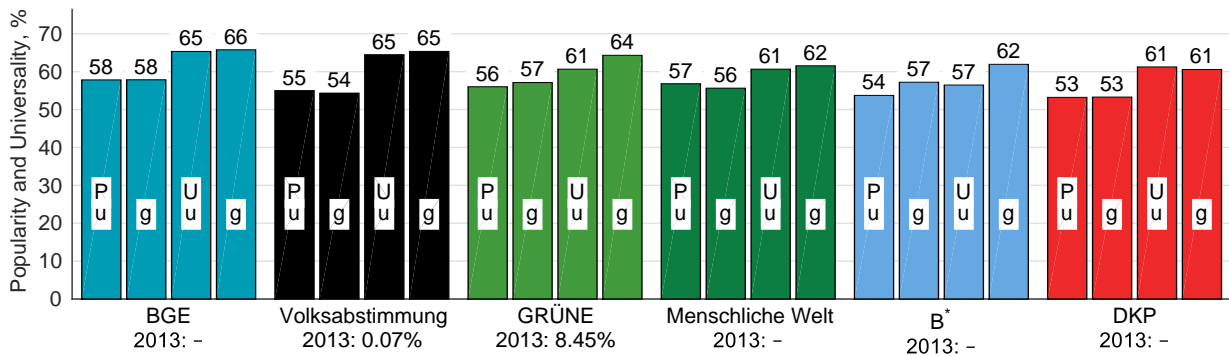
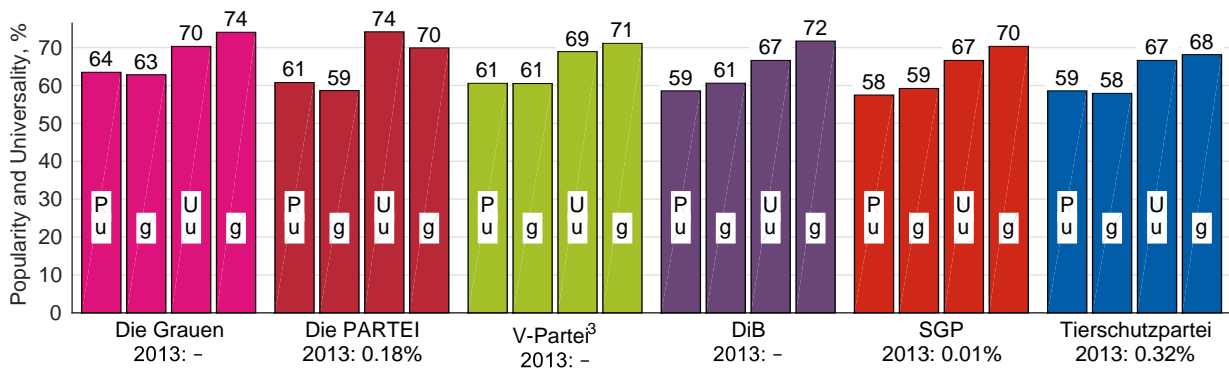


Figure 2: Indices of German parties and the Bundestag: P—popularity, U—universality, u—for unweighted questions, and g—for questions weighted by the number of Google hits

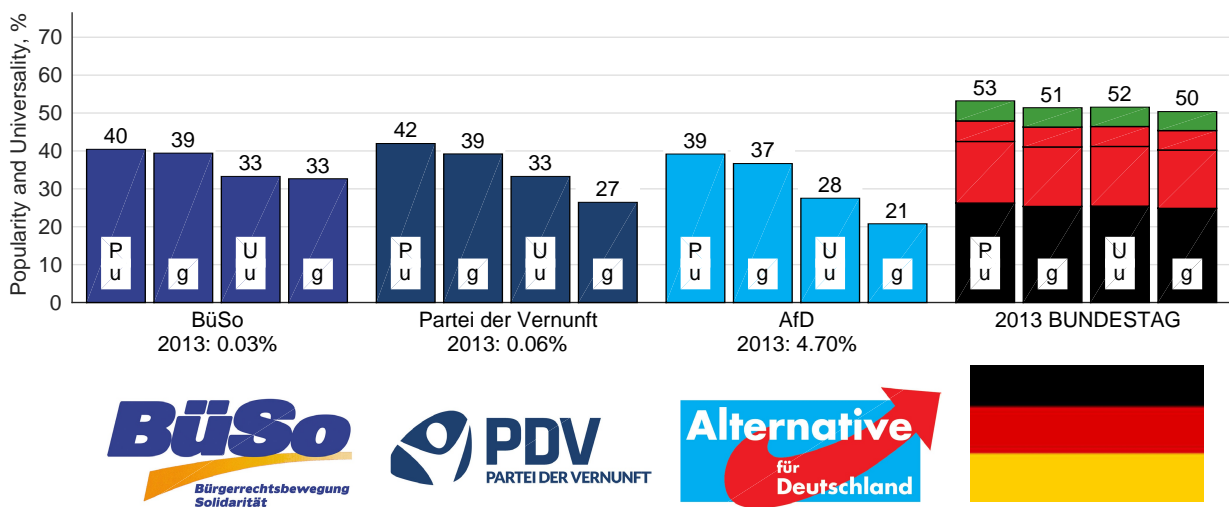
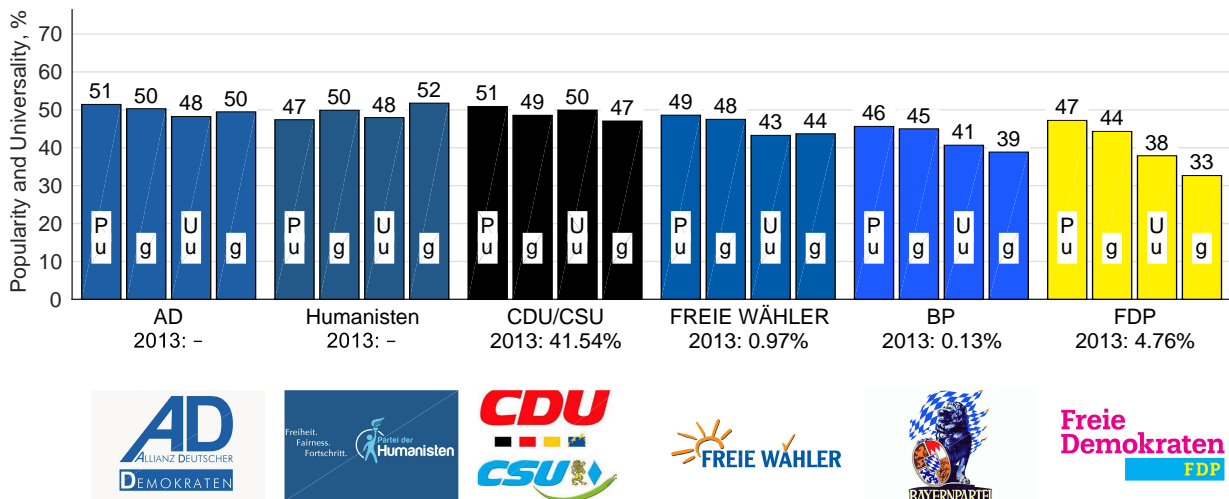
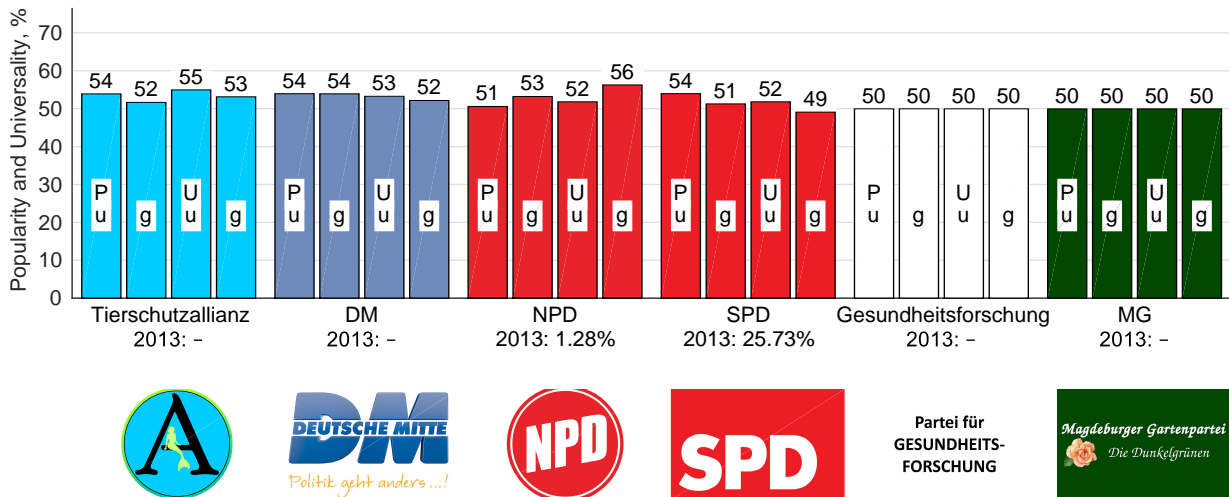


Figure 2: (continued) Indices of German parties and the Bundestag: P—popularity, U—universality, u—for unweighted questions, and g—for questions weighted by the number of Google hits

4 Appendix. Public opinion polls relevant to the 2017 Wahl-O-Mat questions

References

- [1] *Wahl-O-Mat Question:* Bundeswehr im Inneren. Bei der Terrorismusbekämpfung soll die Bundeswehr im Inland eingesetzt werden dürfen.
- English translation:* Domestic deployment of federal armed forces. The federal armed forces can be deployed in the country to fight against terrorism.
- Reference to public opinion poll:* Bayernkurier (24.02.2017) Umfrage: Mehrheit für Bundeswehr im Inneren. ‘Eine große Mehrheit der Bundesbürger will, dass die Bundeswehr in bestimmten Situationen auch im Landesinneren eingesetzt werden kann etwa zur Abwehr von Terroristen. 68 Prozent der Deutschen sprechen sich für diese Möglichkeit aus... Lediglich 29 Prozent lehnen einen Bundeswehreinsatz im Innern ab... Im Auftrag des Bayernkuriers befragte das Meinungsforschungsinstitut dimap zwischen dem 7. und 9. Februar 2017 bundesweit 1.015 wahlberechtigte Bürgerinnen und Bürger. <https://www.bayernkurier.de/inland/22447-mehrheit-fuer-bundeswehr-im-inneren/>. Cited 17 Sep 2017.
- [2] *Wahl-O-Mat Question:* Besteuerung von Pkw-Diesel. Dieselkraftstoff für Pkw soll höher besteuert werden.
- English translation:* Taxation of passenger diesel cars. Diesel fuel for passenger cars should be taxed higher.
- Reference to public opinion poll:* Haller Kreisblatt (15.11.2015) Greenpeace will höhere Dieselsteuer. ‘So lehnten in der Emnid-Befragung 62 Prozent der Teilnehmer die steuerliche Begünstigung von Diesel gegenüber Benzin ab, nur 31 Prozent sprachen sich dafür aus.’ http://www.haller-kreisblatt.de/ueberregional/wirtschaft/20625908_Greenpeace-will-hoehere-Dieselsteuer.html. Cited 17 Sep 2017.
- [3] *Wahl-O-Mat Question:* Obergrenze für Asylsuchende. Für die Aufnahme von neuen Asylsuchenden soll eine jährliche Obergrenze gelten.
- English translation:* Upper limit for asylum seekers. Set an annual ceiling for the reception of new asylum seekers.
- Reference to public opinion poll:* Infratest dimap (28.08.2017) Zuwanderung, Bildung und Soziales: alles wichtig, aber was genau? Zielpriorisierung in der Zuwanderungs- und Flüchtlingspolitik. Frage: In der Zuwanderungs- und Flüchtlingspolitik werden derzeit — neben anderen — folgende Ziele diskutiert ... Welches dieser Ziele ist Ihnen persönlich am wichtigsten? Ziel ‘Stärkere Zuwanderungsbegrenzung und konsequentere Abschiebung’: Obeste Priorität – 34%; Mittlere Priorität – 22%; Weder wichtiges noch zweitwichtiges Ziel – 41%. Grundgesamtheit: Wahlberechtigte Bevölkerung in Deutschland ab 18 Jahren. Fallzahl: 1.029 Befragte. Erhebungszeitraum: 10.-12. Juli 2017. <https://www.infratest-dimap.de/umfragen-analysen/bundesweit/umfragen/aktuell/zuwanderung-bildung-und-soziales-alles-wichtig-aber-was-genau/>. Cited 17 Sep 2017.
- [4] *Wahl-O-Mat Question:* Ausbau erneuerbarer Energien. Der Ausbau erneuerbarer Energien soll vom Bund dauerhaft finanziell gefördert werden.
- English translation:* Expansion of renewable energies. The expansion of renewable energies should to be financed by the federal government on a permanent basis.

- Reference to public opinion poll:* Agentur für Erneuerbare Energien (08.08.2017) Repräsentative Umfrage: 95 Prozent der Deutschen wollen mehr Erneuerbare Energien. Umfrage von Kantar Emind im Auftrag der Agentur für Erneuerbare Energien, 1016 Befragte, Stand 7/2017. Diagramm: ‘Starke Nutzung und Ausbau Erneuerbare Energie sind sehr oder außerordentlich wichtig – 65%; wichtig – 30%; weniger oder überhaupt nicht wichtig – 4%; weiß nicht, keine Angabe – 1%. <https://www.unendlich-viel-energie.de/themen/akzeptanz-erneuerbarer/akzeptanz-umfrage/akzeptanzumfrage2017>. Cited 17 Sep 2017.
- [5] *Wahl-O-Mat Question:* Sozialer Wohnungsbau. Der Bund soll mehr Mittel für den sozialen Wohnungsbau bereitstellen.
English translation: Social Housing. The federal government has to provide more funds for social housing.
Reference to public opinion poll: Infratest dimap (28.08.2017) Zuwanderung, Bildung und Soziales: alles wichtig, aber was genau? Zielpriorisierung in der Sozialpolitik. Frage: Kommen wir zur Sozialpolitik. Dort werden derzeit — neben anderen — folgende Ziele diskutiert: ... Welches dieser Ziele ist Ihnen persönlich am wichtigsten? Ziel ‘Schaffung bezahlbaren Wohnungen’: Oberste priorität – 28%; Mittlere Priorität – 28%; Weder wichtiges noch zweiwichtiges Ziel – 43%. Grundgesamtheit: Wahlberechtigte Bevölkerung in Deutschland ab 18 Jahren. Fallzahl: 1.029 Befragte. Erhebungszeitraum: 10.-12. Juli 2017. <https://www.infratest-dimap.de/umfragen-analysen/bundesweit/umfragen/aktuell/zuwanderung-bildung-und-soziales-alles-wichtig-aber-was-genau/>. Cited 17 Sep 2017.
- [6] *Wahl-O-Mat Question:* Elternunabhängiges BAföG. BAföG soll generell unabhängig vom Einkommen der Eltern gezahlt werden.
English translation: Parent-independent BAfG (statutory grants for students). BAfG is generally to be paid regardless of the parents’ income.
Reference to public opinion poll: No relevant survey found.
- [7] *Wahl-O-Mat Question:* Ausweitung der Videoüberwachung. Die Videoüberwachung im öffentlichen Raum soll ausgeweitet werden.
English translation: Extending video surveillance. Video surveillance in the public areas must be expanded.
Reference to public opinion poll: Infratest dimap (Januar 2017) ARD-DeutschlandTREND. Ansichte zur Terrorbedrohung. Frage: Die Videoüberwachung auf öffentlichen Plätzen sollte ausgeweitet werden. Stimme eher zu – 79%; Stimme eher nicht zu – 19%. <https://www.infratest-dimap.de/umfragen-analysen/bundesweit/ard-deutschlandtrend/2017/januar/>. Cited 17 Sep 2017.
- [8] *Wahl-O-Mat Question:* Schuldenschnitt für Griechenland. Deutschland soll einem Schuldenschnitt für Griechenland zustimmen.
English translation: Cut the Greek debts. Germany has to agree to cut the Greek debts.
Reference to public opinion poll: Bild (23.02.2017) Umfrage zu Griechenland: Mehrheit der Deutschen gegen Schuldenschnitt. ‘Berlin. Die Deutschen wollen keinen Schuldenschnitt für Griechenland: Jeder Zweite (46,4 Prozent) findet, dass ein Schuldenerlass für Athen unfair gegenüber den anderen Euro-Ländern wäre. Das geht aus einer exklusiven INSA-Umfrage für BILD hervor. Knapp jeder Fünfte (18,4 Prozent) teilt diese Ansicht nicht, jedem Zehnten (9,1 Prozent) ist das egal.’ <http://www.bild.de/politik/ausland/umfrage/mehrheit-der-deutschen-gegen-schuldenschnitt-50575526.bild.html>. Cited 17 Sep 2017.

- [9] *Wahl-O-Mat Question:* Tempolimit. Generelles Tempolimit auf Autobahnen!
English translation: Tempolimit. General speed limit on motorways!
Reference to public opinion poll: YouGov (15.10.2015) 150-km/h-Limit auf Autobahnen hätte eine knappe Mehrheit. ‘Demnach würde gut die Hälfte der Befragten (56 Prozent) eine grundsätzliche Begrenzung auf 150 km/h befürworten, 39 Prozent würden sie ablehnen. Bei einem Limit von 130 km/h sieht das Verhältnis hingegen umgekehrt aus: 40 Prozent würden es befürworten, 56 Prozent wären dagegen. Und eine Begrenzung auf 100 km/h würde sogar nur jeder Neunte (11 Prozent) befürworten, 86 Prozent wären dagegen... Auf Basis des YouGov Omnibus wurden in Deutschland 1198 Personen im Zeitraum vom 9. bis 13. Oktober 2015 repräsentativ befragt.’ <https://yougov.de/news/2015/10/15/150-kmh-limit-auf-autobahnen-hatte-eine-knappe-meh/>. Cited 17 Sep 2017.
- [10] *Wahl-O-Mat Question:* Erhöhung der Verteidigungsausgaben. Die Verteidigungsausgaben Deutschlands sollen erhöht werden.
English translation: Increase in defense expenditure. Germany’s defense spending should be increased.
Reference to public opinion poll: Statista (2017) Sollte Deutschland seine Verteidigungsausgaben in den kommenden Jahren erhöhen? Ja – 42%, Nein – 55%. Deutschland; forsa Gesellschaft für Sozialforschung und statistische Analyse; 09.02.2017 und 10.02.2017; 1.001 Befragte. Quelle: Stern. <https://de.statista.com/statistik/daten/studie/676259/umfrage/umfrage-zu-einer-erhoehung-der-verteidigungsausgaben-deutschlands/>. Cited 17 Sep 2017.
- [11] *Wahl-O-Mat Question:* Falschinformationen im Internet. Betreiber von Internetseiten sollen gesetzlich dazu verpflichtet sein, Falschinformationen (‘Fake News’) zu löschen, auf die sie hingewiesen wurden.
English translation: Fake news in internet. Operators of internet sites should be legally obliged to delete fake news if they have been informed about the issue.
Reference to public opinion poll: YouGov (10.08.2017) Alles Fake?! Fake News aus Sicht deutscher Wähler. Frage: Welche der folgenden Maßnahmen sollten Ihrer Meinung nach umgesetzt werden? Bitte wählen Sie alle Maßnahmen aus, die Ihrer Meinung nach umgesetzt werden sollen. Die klassische Medien sollten mehr dafür tun: Nachrichten im Internet auf ihre Richtigkeit zu prüfen und zu bewerten – 44%; Unabhängige Journalisten sollten Nachrichten Nachrichten auf ihre Richtigkeit prüfen und bewerten – 43%; Soziale Netzwerke wie Facebook sollten selbst Lösungen finden, wie sie die Verbreitung von Fake News verhindern können – 42%... Basis: alle Befragten, n=2000... Mehrfachnennungen möglich (p. 11) <http://mkto.yougov.com/i3rQQQFfpsV00f0107x0D0J>. Cited 17 Sep 2017.
- [12] *Wahl-O-Mat Question:* Ökologische Landwirtschaft. Ökologische Landwirtschaft soll stärker gefördert werden als konventionelle Landwirtschaft.
English translation: Organic farming. Organic farming must be subsidized more generously than conventional agriculture.
Reference to public opinion poll: FORSA (17.01.2017–18.01.2017) Meinungen zur finanziellen Unterstützung der Landwirtschaft. ‘Datenbasis: 1.001 Befragte ab 18 Jahren Erhebungszeitraum: 17. und 18. Januar 2017; statistische Fehlertoleranz: +/- 3 Prozentpunkte; Auftraggeber: NABU... Die überwiegende Mehrheit der Bundesbürger ist der Ansicht, dass Landwirte für Maßnahmen, die eine möglichst umweltfreundliche Produktion (93%) sowie eine möglichst tierfreundliche Viehhaltung (91%) gewährleisten, auf jeden Fall bzw. eher finanzielle Unterstützung erhalten sollten.’ Frage: Für die jeweilige Maßnahme

- sollten Landwirte finanzielle Unterstützung erhalten — Maßnahmen, die eine möglichst umweltfreundliche Produktion gewährleisten: auf jeden Fall – 70%; eher – 23%; eher nicht – 3%; bestimmt nicht – 2% (p. 1) <https://www.nabu.de/imperia/md/content/nabude/landwirtschaft/170120-nabu-forsa-umfrage-landwirtschaft.pdf>. Cited 17 Sep 2017.
- [13] *Wahl-O-Mat Question*: Kindergeld für Deutsche. Kindergeld soll nur an deutsche Familien ausgezahlt werden.
- English translation*: Children’s allowance for Germans. Children’s allowance should be paid but to German families only.
- Reference to public opinion poll*: No relevant survey found.
- [14] *Wahl-O-Mat Question*: Sachgrundlose Befristung. Arbeitsverträge sollen weiterhin ohne Angabe von Gründen befristet sein dürfen.
- English translation*: Unconditional limitation of employment contracts. Duration of employment contracts should continue to be limited without giving reasons.
- Reference to public opinion poll*: Infratest dimap (24.02.2017) Korrekturen an der ‘Agenda 2010’ fänden Zustimmung über Parteigrenzen hinweg. Frage: Zeitlich Befristete Arbeitsverträge sollen nur noch bei sachlichen Gründen möglich sein. Befürworte ich eher – 67%; Lehne ich eher ab – 25%. Grundgesamtheit: Wahlberechtigte Bevölkerung in Deutschland ab 18 Jahren. Fallzahl: 1.047 Befragte. Erhebungszeitraum: 20. bis 22. Februar 2017. <https://www.infratest-dimap.de/umfragen-analysen/bundesweit/umfragen/aktuell/korrekturen-an-der-agenda-2010-faenden-zustimmung-ueber-partiegrenzen-hinweg/>. Cited 17 Sep 2017.
- [15] *Wahl-O-Mat Question*: Impfpflicht. Kinder sollen gegen ansteckende Krankheiten geimpft werden müssen.
- English translation*: Compulsory vaccination. Children should be vaccinated against infectious diseases.
- Reference to public opinion poll*: YouGov (26.02.2015) Drei von vier Deutschen sprechen sich für Impfpflicht aus. Frage: Sind Sie für oder gegen eine Impfpflicht gegen schwere Krankheiten wie Masern? Ja – 74%; nein – 21%. ... Auf Basis des YouGov Omnibus wurden 1.000 Personen im Zeitraum vom 23.02. bis 25.02.2015 repräsentativ befragt. <https://yougov.de/news/2015/02/26/impfungen-uber-80-prozent-glauben-wirksamkeit/>. Cited 17 Sep 2017.
- [16] *Wahl-O-Mat Question*: Verstaatlichung von Banken. Alle Banken sollen verstaatlicht werden.
- English translation*: Nationalization of banks. All banks are to be nationalized.
- Reference to public opinion poll*: Stern (25.02.2009) Stern-Umfrage: Deutsche für Banken-Verstaatlichung. ‘Laut einer Umfrage des stern sowie des Fernsehsenders RTL halten es 60 Prozent der Deutschen für richtig, angeschlagene Banken im äußersten Notfall zu enteignen, 31 Prozent lehnen dies ab... Das Forsa-Institut hatte in der repräsentativen Umfrage 1004 Bundesbürger befragt.’ <http://www.stern.de/politik/stern-umfrage-deutsche-fuer-banken-verstaatlichung-3426644.html>; <https://de.statista.com/statistik/daten/studie/4188/umfrage/meinung-zur-verstaatlichung-von-banken/>. Cited 17 Sep 2017.
- [17] *Wahl-O-Mat Question*: Erinnerungskultur. Der Völkermord an den europäischen Juden soll weiterhin zentraler Bestandteil der deutschen Erinnerungskultur sein.

English translation: Remembrance culture. The genocide of the European Jews should continue to be a central part of the German memory culture.

Reference to public opinion poll: Hagemann S, Nathanson R, Diner D (2015) Deutschland und Israel heute: Verbindende Vergangenheit, trennende Gegenwart? Bertelsmann-Stiftung, Gütersloh. P. 24, Abb. 7. Frage: ‘Wir sollten uns lieber gegenwärtigen Problemen widmen als den Verbrechen an den Juden, die mehr als 60 Jahre zurückliegen.’ Ja – 81%, Nein – 18%. https://www.bertelsmann-stiftung.de/fileadmin/files/BSt/Publikationen/GrauePublikationen/Studie_LW_Deutschland_und_Israel_heute_2015.pdf. Cited 17 Sep 2017.

- [18] *Wahl-O-Mat Question:* Abbau von Staatsschulden. Haushaltsüberschüsse sollen überwiegend zum Abbau von Staatsschulden verwendet werden.

English translation: Reduction of public debt. Budget surpluses should be used mainly for the reduction of public debt.

Reference to public opinion poll: Infratest dimap (Juli 2017) ARD-DeutschlandTREND. Anhänger Schuldenabbau Steuersenkungen Investitionen Verwendung der Mehreinnahmen des Bundes. ‘Auch wenn Steuern und Abgaben aus Sicht der Bürger derzeit kein Top-Thema sind, wird im Bundestagswahlkampf über verschiedene Steuerkonzepte diskutiert. Ausgangspunkt ist die gute Finanzsituation des Staates: Finanzminister Wolfgang Schäuble kann in diesem Jahr ca. 15 Milliarden zusätzlicher Steuereinnahmen für den Bundeshaushalt verbuchen, die für Steuersenkungen, Investitionen oder Schuldenabbau verwendet werden könnten. Aus Sicht der Bevölkerung sollten Ausgaben für eine bessere Infrastruktur Vorrang haben. Knapp sechs von zehn Bürgern (58 Prozent) plädieren für höhere Investitionen. Jeder Fünfte (20 Prozent) hält Steuersenkungen für zentral und ebenso viele möchten die zusätzlichen Mittel für den Schuldenabbau (19 Prozent) verwenden.’ (p. 5). https://www.infratest-dimap.de/fileadmin/user_upload/dt1707_bericht.pdf. Cited 17 Sep 2017.

- [19] *Wahl-O-Mat Question:* Begrenzung der Nutztierhaltung. Die Gesamtzahl der Nutztiere in den landwirtschaftlichen Betrieben einer Gemeinde soll begrenzt werden können.

English translation: Limitation of livestock farming. The total number of livestock in the farms of a municipality should be limited.

Reference to public opinion poll: No relevant survey found.

- [20] *Wahl-O-Mat Question:* Braunkohleabbau. In Deutschland soll auch zukünftig Braunkohle abgebaut werden dürfen.

English translation: Phasing-out brown coal. In the future, brown coal should be phased-out in Germany.

Reference to public opinion poll: EIKE - Europäisches Institut für Klima und Energie (12.10.2016) Eine missverständlich präsentierte Umfrage zum EEG kommt wie gerufen: Wenn das Umfrageinstitut forsa nicht eindeutiger berichtet, braucht es sich nicht zu wundern, dass jeder die Ergebnisse nach seinen Wünschen auslegt. Frage: Schneller Ausstieg aus der Braunkohleförderung in NRW: Sehr wichtig – 36%; Wichtig – 35%; Weniger bzw unwichtig – 25%. <https://www.eike-klima-energie.eu/2016/10/12/eine-missverstaendlich-praesentierete-umfrage-zum-eeg-kommt-wie-gerufen-wenn-das-umfrageinstitut-forsa-nicht-eindeutiger-berichtet-braucht-es-sich-nicht-zu-wundern-dass-jeder-die-ergebnisse-nach-sei/>. Cited 17 Sep 2017

- [21] *Wahl-O-Mat Question:* Leiharbeit. Unternehmen sollen weiterhin Leiharbeiterinnen und Leiharbeiter beschäftigen dürfen.

English translation: Temporary agency work. Companies should continue to employ temporary agency workers.

Reference to public opinion poll: pwc.de – Pricewaterhouse Coopers GmbH Wirtschaftsprüfungsgesellschaft (April 2017) Zeitarbeitsbranche aktuell 2017: Eine Erhebung zum Einfluss aktueller und künftiger Regulierungsmaßnahmen auf den Zeitarbeitsmarkt. Fragen: Höhere Akzeptanz von Zeitarbeit in 2017–44% (p.10) ; geringere Akzeptanz von Zeitarbeit in 2017–8% (p. 11). <https://www.pwc.de/de/deals/assets/kurzstudie-zeitarbeit-maerz-2017.pdf>. Cited 17 Sep 2017.

- [22] *Wahl-O-Mat Question:* Doppelte Staatsbürgerschaft. In Deutschland geborene und aufgewachsene Kinder ausländischer Eltern sollen weiterhin neben der deutschen ihre zweite Staatsangehörigkeit behalten dürfen.

English translation: Double citizenship. Children of foreign parents who are born and raised in Germany should be allowed to have their second nationality alongside with the German one.

Reference to public opinion poll: Infratest dimap (21.04.2017) Mehr als die Hälfte der Deutschen gegen doppelte Staatsbürgerschaft. Frage: Es ist immer wieder das Thema doppelte Staatsbürgerschaft diskutiert. Was ist Ihre Meinung? Befürworteten Sie die Möglichkeit einer doppelten Staatsbürgerschaft oder sind Sie dagegen? Grundgesamtheit: Wahlberechtigte Bevölkerung in Deutschland ab 18 Jahren; Fallzahl: 934 Befragte; Erhebungszeitraum: 18. bis 19. April 2017. <https://www.infratest-dimap.de/umfragen-analysen/bundesweit/umfragen/aktuell/mehr-als-die-haelfte-der-deutschen-gegen-doppelte-staatsbuergerschaft/>. Cited 17 Sep 2017.

- [23] *Wahl-O-Mat Question:* Frührente – Vorgezogener Renteneintritt. Bereits nach 40 Beitragsjahren soll der Renteneintritt abschlagsfrei möglich sein.

English translation: Early retirement. Pension reductions should not be applicable to early retirement after 40 years of contributions, .

Reference to public opinion poll: No relevant survey found.

- [24] *Wahl-O-Mat Question:* Nationale Währung. Deutschland soll zu einer nationalen Währung zurückkehren.

English translation: National currency. Germany has to reintroduce national currency.

Reference to public opinion poll: Infratest dimap (29.06.2016) Stabilität kennzeichnet weiterhin die deutsch-französischen Beziehungen. Frage ‘Aussagen zur Europäischen Union: Es sollte die nationale Währung wieder eingeführt werden anstelle des Euro.’ Grundgesamtheit: Wahlberechtigte Bevölkerung in Deutschland ab 18 Jahren. Fallzahl: 1.000 Befragte. Erhebungszeitraum: 18., 20. und 22. Juni 2016. <https://www.infratest-dimap.de/umfragen-analysen/bundesweit/umfragen/aktuell/stabilitaet-kennzeichnet-weiterhin-die-deutsch-franzoesischen-beziehungen/>. Cited 17 Sep 2017.

- [25] *Wahl-O-Mat Question:* Abschaffung der Frauenquote. Die Frauenquote für die Aufsichtsräte börsennotierter Unternehmen soll abgeschafft werden.

English translation: Abolition of women’s quota. The women’s quota for the supervisory boards of stock-exchange traded companies should be abolished.

Reference to public opinion poll: FinanzNachrichten.de (25.08.2017) Umfrage: 50 Prozent der Frauen für Frauenquote in Vorständen. ‘Demnach sind 50 Prozent der Frauen für eine verpflichtende Quote, 45 Prozent sind dagegen. Bei Männern sind 46 Prozent

dafür und 46 Prozent dagegen... Meinungsforschungsinstituts Kantar Emnid für das Nachrichtenmagazin Focus... Für die Umfrage wurden am 22. und 23. August 2017 insgesamt 1.007 Personen befragt. Die Auswahl der Befragten sei 'repräsentativ', teilte das Institut mit.' <http://www.finanznachrichten.de/nachrichten-2017-08/41557567-umfrage-50-prozent-der-frauen-fuer-frauenquote-in-vorstaenden-003.htm>. Cited 17 Sep 2017.

- [26] *Wahl-O-Mat Question:* Vermögenssteuer. Hohe Vermögen sollen besteuert werden.
English translation: Property tax. High wealth should be taxed.
Reference to public opinion poll: YouGov (25.11.2016) Welche Gruppen für die Vermögenssteuer sind. Frage: Sollte es wieder eine Vermögensteuer geben oder nicht? Ja – 52%; Nein – 30%. <https://yougov.de/news/2016/11/25/welche-gruppen-fur-die-vermogenssteuer-sind/>. Cited 17 Sep 2017.
- [27] *Wahl-O-Mat Question:* Verurteilung von Kindern unter 14 Jahren. Für begangene Straftaten sollen auch Kinder unter 14 Jahren verurteilt werden können.
English translation: Condemnation of children under 14 years. For crimes committed, children under 14 years of age are also to be sentenced.
Reference to public opinion poll: No relevant survey found.
- [28] *Wahl-O-Mat Question:* Gesetzliche Krankenversicherung. Alle Bürgerinnen und Bürger sollen bei gesetzlichen Krankenkassen versichert sein müssen.
English translation: Statutory health insurance. All citizens must be insured with statutory health insurance companies.
Reference to public opinion poll: TNS Infratest (August 2016) Parität in der gesetzlichen Krankenversicherung. Ergebnisse einer telefonischen Befragung. Frage: Es gibt die Idee, die Teilung in privat und gesetzlich Krankenversicherte aufzuheben und eine Bürgerversicherung einzuführen, in der alle Bürger verpflichtend krankenversichert sind also auch Selbständige, Freiberufler und Beamte. Befürworten Sie eine solche Bürgerversicherung? Voll und ganz – 33%; Eher ja – 35%; Eher nein – 16%; Überhaupt nicht – 11%. Basis: Wahlberechtigte ab 18 Jahre in Deutschland (p. 6). https://www.igmetall.de/docs_16_10__6_Infratest_Paritaet_394d1d850350b60242697445171cb1530bd514a3.pdf. Cited 17 Sep 2017.
- [29] *Wahl-O-Mat Question:* Projekte gegen Rechtsextremismus. Der Bund soll weiterhin Projekte gegen Rechtsextremismus fördern.
English translation: Projects against right extremism. The government should continue to subsidize projects against right extremism.
Reference to public opinion poll: YouGov (28.08.2015) Mehrheit fordert mehr Geld gegen Rechtsextremismus. 'Sollen Bund und Länder mehr oder weniger Geld in den Kampf gegen Rechtsextremismus investieren oder ist der Beitrag gerade richtig? Mehr Geld – 57%; Gerade richtig – 21%; Weniger Geld – 8%... Auf Basis des YouGov Omnibus wurden 1122 Personen im Zeitraum vom 25. bis 28. sowie 1083 Personen vom 7. bis 14. August 2015 repräsentativ befragt.' <https://yougov.de/news/2015/08/28/mehrheit-fordert-mehr-geld-gegen-rechtsextremismus/>. Cited 17 Sep 2017.
- [30] *Wahl-O-Mat Question:* Freibetrag bei der Grunderwerbssteuer. Der Erwerb von selbstgenutztem Wohneigentum soll bis zu einer bestimmten Höhe steuerfrei sein.
English translation: Exemption from the real estate transfer tax. The acquisition of owner-occupied residential property should be tax-free up to a certain amount.

Reference to public opinion poll: No relevant survey found.

- [31] *Wahl-O-Mat Question:* Verbot von Rüstungsexporten. Rüstungsexporte aus Deutschland sollen ausnahmslos verboten werden.

English translation: Prohibition of arms exports. Armament exports from Germany should be prohibited with no exceptions.

Reference to public opinion poll: Neues Deutschland (30.01.2016) 83 Prozent der Bundesbürger gegen Waffenexporte. 'Berlin. Eine große Mehrheit der Bundesbürger ist generell gegen den Export von Waffen und Rüstungsgütern. Das ist Ergebnis einer Umfrage von TNS Emnid für die Linksfraktion im Bundestag. Auf die Frage, einmal grundsätzlich betrachtet, sollte Deutschland ihrer Meinung nach Waffen und andere Rüstungsgüter in andere Länder verkaufen oder nicht? antworteten 83 Prozent der Befragten mit Nein, nur 14 Prozent waren für solche Exporte... Für die Studie waren Mitte Januar 1.034 repräsentativ ausgesuchte Bundesbürger befragt worden.' www.stattweb.de/files/civil/Doku20160130.pdf. Cited 17 Sep 2017.

- [32] *Wahl-O-Mat Question:* Verkauf von Cannabis. Der kontrollierte Verkauf von Cannabis soll generell erlaubt sein.

English translation: Cannabis sales. The controlled sale of cannabis should be generally allowed.

Reference to public opinion poll: Zeit-Online (07.08.2017) Umfrage: Deutsche mehrheitlich für Legalisierung von Cannabis. 'Mehr als jeder zweite Deutsche ist einer Umfrage zufolge für die Legalisierung von Cannabis. Rund 57 Prozent finden, dass Cannabis in Deutschland legal zugänglich gemacht werden sollte, wie eine am Montag vorab veröffentlichte Umfrage des Meinungsforschungsinstituts Mafo.de... Neun von zehn der Befragten zeigten sich überzeugt, dass das geltende Verbot die Menschen nicht davon abhält, Cannabis zu erwerben und zu konsumieren.' <http://www.zeit.de/news/2017-08/07/deutschland-umfrage-deutsche-mehrheitlich-fuer-legalisierung-von-cannabis-07110402>. Cited 17 Sep 2017.

- [33] *Wahl-O-Mat Question:* Abschaffung des Solidaritätszuschlags. Der Solidaritätszuschlag soll Ende 2019 vollständig abgeschafft werden.

English translation: Abolition of the solidarity tax (to cover exceptional expenses). The solidarity tax must be completely abolished by the end of 2019.

Reference to public opinion poll: Statista (2016) Sollte der Solidaritätszuschlag sofort abgeschafft werden? Beibehalten – 36%; Sofort abschaffen – 51%; Weiß nicht/keine Angabe – 13%. Deutschland; TNS Emnid; 2016. Quelle: Focus. <https://de.statista.com/statistik/daten/studie/187339/umfrage/meinung-zur-abschaffung-des-solidaritaetszuschlags/>. Cited 17 Sep 2017.

- [34] *Wahl-O-Mat Question:* Leistungskürzungen für Flüchtlinge. Anerkannten Flüchtlingen, die sich Integrationsmaßnahmen verweigern, sollen die Leistungen gekürzt werden können.

English translation: Reduction of refugees' benefits. Benefits of recognized refugees who refuse to participate in integration programs can be reduced.

Reference to public opinion poll: Infratest dimap (Februar 2016) ARD-DeutschlandTREND. Bewertung der Maßnahmen der Flüchtlingspolitik. Kürzungen von Sozialleistungen für Flüchtlinge, die sich nicht integrieren lassen wollen. Richtig – 88%; Nicht richtig – 10%. <https://www.infratest-dimap.de/umfragen-analysen/bundesweit/ard-deutschlandtrend/2016/februar/>. Cited 17 Sep 2017.

- [35] *Wahl-O-Mat Question:* Rechtsanspruch auf Ganztagsbetreuung. Eltern sollen für ihre Kinder bis zum Ende der Grundschulzeit einen Rechtsanspruch auf Ganztagsbetreuung erhalten.
- English translation:* Entitlement to full-day care. Parents should receive a right to full-day care for their children until the end of primary school.
- Reference to public opinion poll:* 4. JAKO-O Bildungsstudie (22.06.2017). P.12(24) Diagramm Bevorzugte Schulform 2017: Halbtagschule – 25%; Ganztagschule mit verbindlichem Nachmittagsprogramm – 24%; Ganztagschule mit freiwilligem Nachmittagsprogramm – 48%. Frage: ‘Auf welche Schule würden Sie Ihr Kind schicken? // Welche Schule besucht Ihr ältestes schulpflichtiges Kind? https://cdn.jako-o.de/content/LP/2017/bildungsstudie/JAKO-O_Bildungsstudie-2017_Pressemappe.pdf. Cited 17 Sep 2017.
- [36] *Wahl-O-Mat Question:* Gottesbezug im Grundgesetz. Der Gottesbezug im Grundgesetz soll bestehen bleiben.
- English translation:* Reference to God in the constitution. The reference to God in the German constitution should be retained.
- Reference to public opinion poll:* No relevant survey found.
- [37] *Wahl-O-Mat Question:* Bedingungsloses Grundeinkommen. In Deutschland soll es ein bedingungsloses Grundeinkommen geben.
- English translation:* Unconditional basic Income. In Germany there should be unconditional basic income.
- Reference to public opinion poll:* Mein Grundeinkommen (07.06.2016) Neue Umfrage: Deutschland will Grundeinkommen! ‘Die Befunde zeigen deutlich: Die Idee des bedingungslosen Grundeinkommens kommt in Deutschland gut an. 73 Prozent der Befragten geben an, die Idee des BGE prinzipiell zu befürworten. Nur 21 Prozent lehnen die Idee ab. ... Die verwendeten Daten beruhen auf einer Online-Umfrage der YouGov Deutschland GmbH, an der 2033 Personen zwischen dem 18.05.2016 und 20.05.2016 teilnahmen. Die Ergebnisse wurden gewichtet und sind repräsentativ für die deutsche Bevölkerung ab 18 Jahren.’ <https://www.mein-grundeinkommen.de/news/35KJ62FI7SuyCeqs2oqyEc>. Cited 17 Sep 2017.
- [38] *Wahl-O-Mat Question:* Stärkere Zusammenarbeit in der EU. Die Zusammenarbeit der Mitgliedstaaten in der Europäischen Union soll verstärkt werden.
- English translation:* Stronger cooperation in the EU. Cooperation between the EU Member States must be made stronger.
- Reference to public opinion poll:* Infratest dimap (März 2017) ARD-DeutschlandTREND. Zukünftig mehr oder weniger gemeinsame Politik der EU-Länder? Mehr gemeinsame Politik – 78%; Weniger gemeinsame Politik – 20%. Grundgesamtheit: Wahlberechtigte Bevölkerung in Deutschland ab 18 Jahren. <https://www.infratest-dimap.de/umfragen-analysen/bundesweit/ard-deutschlandtrend/2017/maerz/>. Cited 17 Sep 2017.

References

- [Adams et al 2011] Adams J, Ezrow L, Somer-Topcu Z (2011) Is anybody listening? Evidence that voters do not respond to European parties' policy statements during elections. *Am J Polit Sci* 55: 370–382
- [Bartels 1991] Bartels LM (1991) Constituency opinion and congressional policy making: the Reagan defence buildup. *Am Polit Sci Rev* 85: 429–456
- [Budge and McDonald 2007] Budge I, McDonald MD (2007) Election and party system effects on policy representation: bringing time into a comparative perspective. *Electoral Studies*, 26(1): 168–179. <http://cdp.binghamton.edu/papers/Election%20System%20Effects.pdf>. Cited 26 Sep 2014
- [Bundesamt für Verfassungsschutz 2015] Bundesamt für Verfassungsschutz (2015) Verfassungsschutzbericht 2014, Herausgeber: Bundesministerium des Innern, Stand: Juni 2015. <https://www.verfassungsschutz.de/embed/vsbericht-2014.pdf> Cited 17 Sep 2017
- [Budge et al 2001] Budge I, Klingemann HD, Volkens A, Bara J, Tanenbaum E (2001) Mapping policy preferences: estimates for parties, electors and governments 1945–1998. Oxford University Press, Oxford
- [Bundeswahlleiter 2013] Bundeswahlleiter (2013) Wahl zum 18. Deutschen Bundestag am 22. September 2013. Heft 3. Endgültige Ergebnisse nach Wahlkreisen, Wiesbaden. 1.2 Zweitstimmen. P. 14ff. https://www.bundeswahlleiter.de/dam/jcr/a832ae2d-3ffc-4805-92c6-c92cc8668d17/btw13_heft3.pdf Cited 17 Sep 2017
- [Bundeszentrale für politische Bildung 2017] Bundeszentrale für politische Bildung (2017). Wahl-O-Mat. <http://www.bpb.de/methodik/XQJYR3>. Cited 7 Feb 2014
- [Cerami 2007] Cerami A (2007) From electoral to policy representation: a comparison of 34 democracies. Invited paper and lecture at seminar ECOPOPOL, Sciences Po, Paris <http://www.policy-evaluation.org/cerami/index.php/publications>. Cited 5 Feb 2014
- [EU profiler 2009] EU profiler (2009). <http://www.euprofiler.eu/>. Cited 10 Feb 2014
- [Garzia and Marschall 2014] Garzia D, Marschall S (eds) (2014) Matching voters with parties and candidates: voting advice applications in a comparative perspective. ECPR Press, Colchester
- [Hartley and Russett 1992] Hartley T, Russett B (1992) Public opinion and the common defence: who governs military spending in the United States? *Am Polit Sci Rev* 86: 905–915
- [Kieskompas 2006] Kieskompas (2006). <http://www.kieskompas.nl/>. Cited 11 Feb 2014
- [Klingemann et al 2006] Klingemann HD, Volkens A, Bara JL, Budge J, McDonald MD (eds) (2006) Mapping policy preferences II. Estimates for parties, electors, and governments in Eastern Europe, European Union, and OECD 1990–2003. Oxford University Press, Oxford
- [Liste der politischen Parteien in Deutschland 2017] Liste der politischen Parteien in Deutschland (2017). https://de.wikipedia.org/wiki/Liste_der_politischen_Parteien_in_Deutschland#cite_ref-29. Cited 17 Sep 2017

- [Manin 1997] Manin B (1997) The principles of representative government. Cambridge University Press, Cambridge
- [Miller and Stokes 1963] Miller WE, Stokes DE (1963) Constituency Influence in Congress. *Am Polit Sci Rev* 57: 45–56
- [Miller et al 1999] Miller WE, Roy P, Thomassen J, Herrera R, Holmberg S, Esaiasson P, Wesels B (1999) Policy representation in Western democracies. Oxford University Press, Oxford
- [Monroe 1979] Monroe Alan (1979) Consistency between constituency preferences and national policy decisions. *Am Polit Quarterly* 12: 3–19
- [Monroe 1998] Monroe A (1998) Public opinion and public policy 1980–1993. *Public Opinion Quarterly* 62: 6–28
- [Niedermayer 2017] Niedermayer O (2017) Parteimitglieder in Deutschland: Version 2017 NEU. Arbeitshefte aus dem Otto-Stammer-Zentrum, Nr. 27, Freie Universität Berlin. <http://www.polsoz.fu-berlin.de/polwiss/forschung/systeme/emsoz/schriften/Arbeitshefte/P-PMIT17-NEU.pdf>. Cited 17 Sep 2017
- [Pitkin 1967] Pitkin H (1967) The concept of representation. University of California Press, Berkeley
- [Powell 2000] Powell GB Jr (2000) Elections as instruments of democracy. Yale University Press, New Haven
- [Pro demos 2017] Pro demos: Hous of democracy and the rule of law (2017) StemWijzer. <http://www.stemwijzer.nl/> Cited 17 Sep 2017
- [Sharpe 1999] Sharpe E (1999) The sometime connection: public opinion and social policy. SUNY Press, Albany NY
- [Smith 1999] Smith MA (1999) Public opinion, elections, and representation within a market economy: does the structural power of business undermine popular sovereignty? *Am J Polit Sci* 43: 842–863
- [Soroka 2003] Soroka SN (2003) Media, public opinion and foreign policy. *Harvard Int J Press and Politics* 8(1): 27–48
- [Soroka and Wlezien 2010] Soroka SN, Wlezien Ch (2010) Degrees of democracy: politics, public opinion, and policy. Cambridge University Press, New York
- [Statista 2017] Statista (2017) Mitgliederzahlen der rechtsextremen Parteien in Deutschland von 2005 bis 2016. <https://de.statista.com/statistik/daten/studie/4760/umfrage/entwicklung-der-mitgliederzahlen-von-rechtsradikalen-parteien/>. Cited 17 Sep 2017
- [Stimson et al 1995] Stimson JA, MacKuen MB, Erikson RS (1995) Dynamic Representation. *Am Polit Sci Rev* 89: 543–65
- [Tangian 2014] Tangian A (2014) Mathematical theory of democracy. Springer, Berlin–Heidelberg
- [Tangian 2017a] Tangian A (2017a) Policy representation of a parliament: the case of the German Bundestag 2013 elections. *Group Decision and Negotiation*, 25, 151–179

- [Tangian 2017b] Tangian A (2017b) An election method to improve policy representation of a parliament. *Group Decision and Negotiation*, 25, 181–196
- [Tangian 2017c] Tangian A (2017b) The third vote experiment: Enhancing policy representation of a student parliament. *Group Decision and Negotiation*. (Forthcoming, available online 31 Aug 2017). See also Tangian A (2016) The third vote experiment: VAA-based election to enhance policy representation of the KIT student parliament. KIT Working paper series in economics 93, Karlsruhe Institute of Technology, Karlsruhe. econpapers.wiwi.kit.edu/downloads/KITe_WP_93.pdf.
- [Tangian 2017d] Tangian A (2017d) Design and results of the Third Vote experiment during the 2017 election of the Karlsruhe Institute of Technology Student Parliament. KIT Working paper series in economics 106, Karlsruhe Institute of Technology, Karlsruhe. http://econpapers.wiwi.kit.edu/downloads/KITe_WP_106_revised.pdf.
- [Volkens et al 2013] Volkens A, Bara J, Budge I, McDonald MD, Klingemann HD (eds) (2013) Mapping policy preferences from texts: statistical solutions for manifesto analysts. Oxford University Press, Oxford
- [Vote match Europe 2017] Vote match Europe (2017). <http://www.votematch.eu/>. Cited 18 Sep 2017
- [Wlezien 1995] Wlezien Ch (1995) The public as thermostat: dynamics of preferences for spending. *Am J Polit Sci* 39: 98–1000
- [Wlezien 1996] Wlezien Ch (1996) Dynamics of representation: the case of U.S. spending on defence. *British J Polit Sci* 26: 81–103
- [Wlezien 2004] Wlezien Ch (2004) Patterns of representation: dynamics of public preferences and policy. *J Politics* 66: 1–24
- [WZB 2014] WZB (2014) The manifesto project. <http://www.wzb.eu/en/research/dynamics-of-political-systems/democracy-and-democratization/projects/the-manifesto-project>. Cited 5 Feb 2014

Working Paper Series in Economics

recent issues

- No. 107** *Andranik S. Tangian*: Policy representation by German parties at the 2017 federal election, September 2017
- No. 106** *Andranik S. Tangian*: Design and results of the third vote experiment during the 2017 election of the Karlsruhe Institute of Technology student parliament , September 2017
- No. 105** *Markus Fels*: Incentivizing efficient utilization without reducing access: The case against cost-sharing in insurance, July 2017
- No. 104** *Andranik S. Tangian*: Declining labor–labor exchange rates as a cause of inequality growth, July 2017
- No. 103** *Konstanze Albrecht, Florentin Krämer and Nora Szech*: Animal welfare and human ethics: A personality study, June 2017
- No. 102** *Jannis Engel and Nora Szech*: A little good is good enough: Ethical consumption, cheap excuses, and moral self-licensing, March 2017
- No. 101** *David Freeman, Erik O. Kimbrough, J. Philipp Reiss*: Opportunity cost, inattention and the bidder’s curse, February 2017
- No. 100** *Andranik S. Tangian*: Selection of questions for VAAs and the VAA-based elections, January 2017
- No. 99** *Dominik Rothenhäusler, Nikolaus Schweizer and Nora Szech*: Guilt in Voting and Public Good Games, November 2016
- No. 98** *Eckhardt Bode, Stephan Brunow, Ingrid Ott and Alina Sorgner*: Worker personality: Another skill bias beyond education in the digital age, November 2016
- No. 97** *Clemens Puppe*: The single-peaked domain revisited: A simple global characterization, November 2016