



# Impact of pretreatment conditions on defect formation during the fabrication of Al-based corrosion barriers by ECX process



Sven-Erik Wulf\*, Wolfgang Krauss, Jürgen Konys

Karlsruhe Institute of Technology, Hermann-von-Helmholtz-Platz 1, 76344 Eggenstein-Leopoldshafen, Germany

## HIGHLIGHTS

- Activation of Eurofer substrates needed directly prior to the electrodeposition step.
- New defined anodic pretreatment is able to activate Eurofer substrates sufficiently.
- Improved adhesion of aluminum coatings on Eurofer by applying anodic polarization.
- Pre-plating period (PPP) has an influence on reproducibility of the ECX coating process.
- Anodic pretreatment and short PPP increase the reliability of the ECX process.

## ARTICLE INFO

### Article history:

Received 2 October 2016  
Received in revised form 3 March 2017  
Accepted 19 March 2017  
Available online 4 April 2017

### Keywords:

Electrodeposition  
Al coating  
Pretreatment  
Eurofer  
Ionic liquids  
Anodic polarization

## ABSTRACT

Different breeding blanket designs for DEMO consider Eurofer steel as a main structural material. Nevertheless, RAFM steels suffer from severe corrosion attack if exposed to flowing Pb-15.7Li at high temperatures, as it is considered in the blanket designs HCLL, WCLL and DCLL. Two electroplating processes, i.e. ECA and ECX, were developed in the past to produce protective Al-based coatings on RAFM steels which proved already corrosion protection behavior in flowing Pb-15.7Li under fusion relevant conditions.

Both electrochemical processes need reliable pretreatment processes of the RAFM substrates prior to the Al-deposition, to prevent coating defects such as insufficient covering and weak adhesion. These coating failures increase the risk of defects in the corrosion barriers after the heat treatment and therefore may promote early coating breakdowns in flowing Pb-15.7Li. This study examined some influences on defect formation by electrochemical measurements and SEM/BSE examinations. Besides storage time between mechanical preparation of the samples and electrodeposition, the impact of an anodic pretreatment of Eurofer samples prior to the Al-plating by ECX process was investigated. It is shown that the covering of Eurofer samples by aluminum depend on both parameters and optimized pretreatment parameters could be derived from these findings to increase the reliability of the whole barrier fabrication process.

© 2017 The Authors. Published by Elsevier B.V. This is an open access article under the CC BY-NC-ND license (<http://creativecommons.org/licenses/by-nc-nd/4.0/>).

## 1. Introduction

Reduced activation ferritic martensitic (RAFM) steels e.g. Eurofer, are considered as structural materials in the construction of different types of breeding blankets for application in DEMO and in test blanket modules (TBM) in ITER [1,2]. Some of the considered blanket designs e.g. HCLL, WCLL and DCLL use the liquid metal alloy Pb-15.7Li as breeding material [2]. In these designs, the Eurofer steel components will be exposed to flowing Pb-15.7Li with designated temperatures ranging from 300 °C to 550 °C [2]. However, it was shown by Konys et al. that RAFM steels directly exposed to

flowing Pb-15.7Li at high temperatures of up to 550 °C suffer from severe corrosion attack depending on the flow rate, e.g. corrosion rates of around 220 μm per year are reported for Eurofer and CLAM steel at a flow rate of 0.1 m/s and an operating temperature of 550 °C [3]. Even higher corrosion rates of up to 400 μm are reported for Eurofer steel at flow velocities of 0.22 m/s [4]. To prevent serious safety risks, e.g. tube plugging, due to dissolution, accumulation and precipitation of corrosion products inside of a Pb-15.7Li loop [5], aluminum-based corrosion barriers on RAFM steels were developed in the past [6–10]. Besides hot-dip aluminization (HDA) [9], two electroplating processes were developed, i.e. electrochemical aluminization (ECA) and electrodeposition from ionic liquids (ECX) to coat Eurofer steel with aluminum based layers. These electroplated Al coatings exhibited some advantages compared to coatings made by HDA process; especially during the mandatory subsequent

\* Corresponding author.

E-mail address: [sven-erik.wulf@kit.edu](mailto:sven-erik.wulf@kit.edu) (S.-E. Wulf).

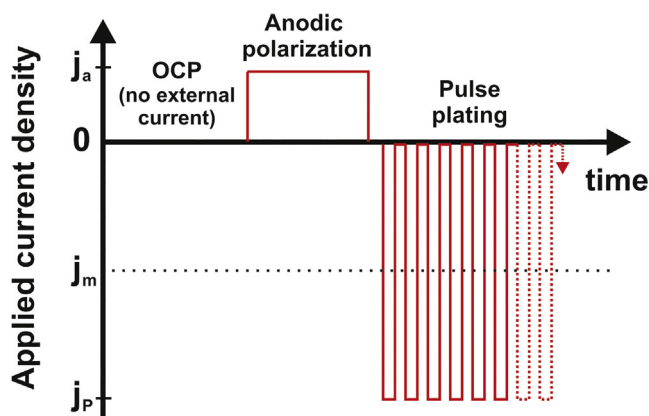


Fig. 1. Scheme of the current density progression during OCP measurement, anodic polarization and subsequent Al electrodeposition.

heat treatment (HT) in which the protecting aluminum-based barriers are formed [9–11]. Barrier coatings fabricated by HDA and the two electrochemical processes already proved their ability to protect Eurofer from corrosion. In particular, barrier coatings made via electrodeposition of aluminum reduced corrosion rates significantly by a factor of 10. Reported corrosion rates at 550 °C and a flow velocity of Pb-15.7Li of 0.1 m/s are around 20  $\mu\text{m}$  per year at exposure times of up to 12,000 h in case of ECA process [12] and 4000 h in case of ECX process [13], respectively.

However, pretreatment of steel substrates and RAFM steels in particular prior to Al deposition from ionic liquids, i.e. by ECX process, has only rarely been documented in literature so far. In addition, reliable pretreatment solutions have to be identified in order to allow a transfer to an industrial process. In plating industry, water-based pretreatment processes are well established including degreasing and acidic pickling processes for activating the substrate's surface directly before the electroplating step [14,15]. As the ECX process uses an ionic liquid for Al deposition, it requires a water-free plating environment instead. Thus, the use of water-based reagents is limited since surfaces would have to be dried before their transfer into the dry environment and immersion to the ionic liquid plating electrolyte to avoid contamination and unwanted reactions within the electrolyte [16]. Therefore, a sufficient activation prior to the electrodeposition is still an issue, but literature and data are very scarce. Only some hints are provided so far, that future industrial pretreatment processes could be divided between processes outside the mandatory protective environment e.g. grinding and the degreasing, where standard industrial processes could be applied, and the activation of the metal surfaces inside a glove box. Besides plasma treatment, anodic polarization seems a promising way to activate steel substrates prior to aluminum electrodeposition from ionic liquids [16–18]. However, the database on this issue is still ambiguous and rare; especially with respect to RAFM steel substrates. Therefore, this study focuses on the possible benefits of an anodic pretreatment and its influence on the quality of the aluminum coating and therefore on the quality of the corrosion barriers after the mandatory heat treatment. Additionally, the influence of the pre-plating period (PPP) between the conventional sample preparation by degreasing in a water-based solution and the electroplating inside of a glove box was investigated.

## 2. Experimental

### 2.1. Sample preparation and storage

Eurofer steel samples with a dimension of 15 × 15 mm were cut by Electric Discharge Machining (EDM) from 1.5 mm thick Eurofer

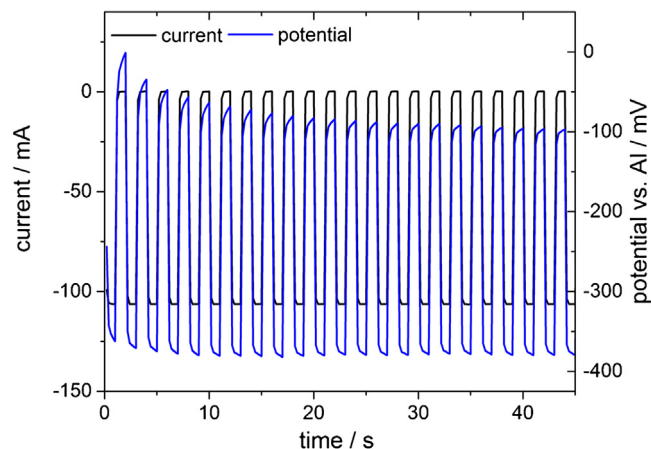


Fig. 2. Plot of applied current and measured potential vs. time in the initial phase of the pulse plating procedure at an anodically activated Eurofer surface.

steel plate. The samples were roughly grinded towards a thickness of 1 mm, whereby the rolling skin on the steel was removed. Afterwards the surface was grinded with 500 and 1000 grade SiC emery paper, to achieve reproducible technical surfaces prior to the electrochemical experiments (anodic pretreatment/pulse plating). To remove all extrinsic adherent material from the metal surface, e.g. debris from grinding, grease from handling, the samples were electrolytically cleaned in an industrial degreasing solution (GALVAROL<sup>®</sup>, Blendl GmbH Plating Products) containing sodium hydroxide and sodium metasilicate. The degreasing procedure was performed at 40 °C and a cell voltage of 3 V was applied for 45 s. After the degreasing step, the samples were rinsed in deionized water and ethanol and were dried. The backside was covered by chemically resistant adhesive tape. The prepared samples for the investigation of the influence of the pre-plating period (PPP) were stored for 1–3 weeks in an exsiccator at a relative humidity of below 1% in air.


### 2.2. Electrochemical procedures

Samples were transferred to a glove box after a distinct storage time in dried air. Inside the glove box the electrochemical pretreatment and the electrodeposition were performed.

#### 2.2.1. Measurement of open circuit potential and anodic pretreatment (AP)

For the electrochemical pretreatment and Al deposition a standard three-electrode setup was used with the Eurofer sample acting as working electrode (WE), Al-foil (area 16 cm<sup>2</sup>, Puratronic 99.998%, Fa. Alfa Aesar) as counter electrode (CE) and an Al-wire (diameter: 1 mm, Puratronic 99.998%, Fa. Alfa Aesar) as quasi-reference electrode (REF). The distance between WE and CE was approx. 50 mm. An IVIUMstat potentiostat was used for the measurements and pulse plating experiments.

The electrolyte used for the anodic pretreatment and the aluminum deposition was a mixture of the ionic liquid 1-ethyl-3-methyl imidazolium chloride and aluminum chloride which is the same as previously used for electrodeposition of Al by ECX process for preparing Al-based barriers coatings on corrosion test samples [15]. The electrolyte volume in this study was approx. 500 ml and the temperature was 100 °C. After the immersion of the samples into the electrolyte the open circuit potential (OCP) was measured for 60 s. Immediately after the OCP measurement, either the anodic pretreatment was started by applying a current density ( $j_a$ ) of 10 mA/cm<sup>2</sup> for 45 s or the pulse plating was started in case of



**Fig. 3.** Light microscopy images of ECX coated Eurofer without (upper row) and with anodic pretreatment (lower row) in dependence on the pre-plating period: PPP approx. 1–2 h (a,d), PPP = 1 week (b,e) and PPP = 3 weeks (c,f).

specimens without further pretreatment. Fig. 1 shows the scheme of the applied current density during the entire experiment.

### 2.2.2. Aluminum deposition by using pulse plating

Directly after the OCP measurement or the anodic treatment the recorded data had to be electronically processed and the aluminum deposition was started afterwards. So, for a short period of approx. 10 s the electrical circuit was left open and no external current/voltage was applied.

For the pulse plating of aluminum following parameters were used: the pulse current density  $j_p$  was 35 mA/cm<sup>2</sup>, On-time ( $t_{on}$ ) was 0.5 s and Off-time ( $t_{off}$ ) was 0.5 s, corresponding to a mean current density  $j_m$  of 17.5 mA/cm<sup>2</sup>. The number of applied pulse cycles ( $t_{on} + t_{off}$ ) was usually 2070.

Fig. 2 shows the plot of the applied current and measured potential vs. REF in the initial phase of the pulse plating procedure at an anodically activated Eurofer surface. After the electrochemical experiments the samples were rinsed in ethanol and acetone.

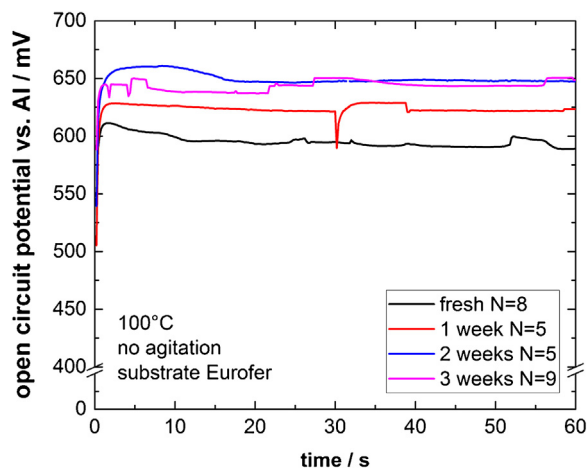
### 2.3. Post experimental characterization

After the experiments, the samples were examined by using light and scanning electron microscopy (SEM). In the SEM additionally the back scattered electron (BSE) imaging mode was used to determine failures in the Al coating by observing contrast differences between the coating, i.e. dark color and areas with failures that appear bright in the BSE images due to the higher ordering numbers of the chemical elements of the Eurofer steel substrate.

## 3. Results and discussion

### 3.1. Influence of anodic pretreatment


Fig. 3 illustrates the typical appearance of Al coated samples with and without anodic pretreatment for 45 s. Samples without further anodic treatment exhibited large uncoated areas (Fig. 3a–c). If these coatings would be further processed, these areas would lead to failures in the Fe–Al coatings with no corrosion protection



**Fig. 4.** Average OCP vs. time plots measured on Eurofer steel substrates in dependence on the pre-plating period.

properties at these local areas. Additionally, in case of samples with pre-plating periods of above one week poor adhesion to the substrate was observed which led to partial delamination of the Al coating during the rinsing procedure after the electrodeposition (Fig. 3b and c).

The potential vs. time plots during the open circuit potential measurement, as given in Fig. 4, showed clearly a dependence of the OCP on the pre-plating period. Thereby the measured average OCP range was between 590 mV vs. Al in case of the freshly prepared samples and 650 mV in case of samples with long PPP of 2 and 3 weeks. This indicates that the Eurofer surface becomes “less” active due to natural oxide formation in dependence on storage time. This could explain the poor aluminum adhesion to the Eurofer substrates for stored samples without anodic pretreatment. However, even in the case of the freshly prepared samples some surface areas “passivated” during the transfer into the glove box, leading to extended areas of uncoated Eurofer.



**Fig. 5.** Merged SEM and BSE images of different electroplated Al coatings on anodically pretreated Eurofer substrates in dependence on the pre-plating period: 1 a-d – freshly prepared, 2 a-d – after PPP=1 week and 3 a-d – PPP=2 weeks (right).

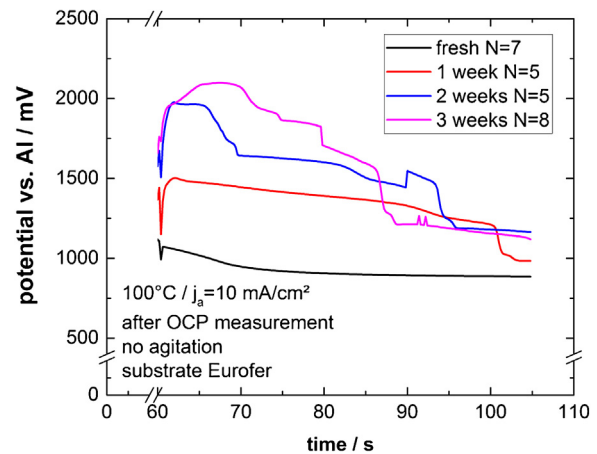
In contrast to this, all samples pre-treated for 45 s by anodic polarization were covered by an aluminum coating without macroscopic defects and good adhesion to the substrate, i.e. no delamination of the coatings occurred (Fig. 3d–f). This is a good indication for the capability of the anodic polarization to remove most of the thin natural oxide layer and activate the Eurofer surfaces sufficiently prior to the electrodeposition.

### 3.2. Influence of pre-plating period (PPP)

When repeating the experiments with the anodic pretreatment 3–4 times for each PPP, the probability of observing microscopic failures, i.e. small uncoated areas in the range of some  $\mu\text{m}$  to 60  $\mu\text{m}$  in diameter, rose with increasing PPP.

In case of freshly prepared samples a good reproducibility was achieved with the applied anodic pretreatment parameters and no failures were observed by SEM/BSE examinations (Fig. 5). In the merged SEM/BSE images given in this figure, occurring coating failures appear in green colored areas that correspond to areas with a distinct BSE signal. An acceptable reproducibility was also observed in the replicate tests for a PPP of one week and only very few small failures were observed at one sample (Fig. 5, sample 2-b). Despite the anodic pretreatment for 45 s, the probability of failures increased when the PPP exceeded 1 week and the reproducibility decreases obviously, as it is depicted for PPP of 2 weeks in Fig. 5 (samples 3-a, 3-d). This finding indicated that the activation of the Eurofer substrates was not sufficient and the natural oxide layer was not removed completely during the 45 s of anodic treatment.

These obvious differences in the activation behavior of the Eurofer substrates depending on the PPP can be observed in the potential vs. time measurements during the anodic polarization procedure, as shown in Fig. 6. In case of the freshly prepared samples the anodic dissolution of the substrate started more or less instantly after the anodic current was applied and continued for the whole duration of the pretreatment. For a PPP of 1 week the potential is higher due to a higher resistance against the dissolution, evoking from the thin natural oxide layer in the beginning. However, at the end of the pretreatment the measured potentials are in the same range as for the freshly prepared samples, indicating a completely active surface. The two other average slopes represent PPP's above 1 week. It could be observed that high potentials of up to 2 V vs. Al occurred in the beginning of the pretreatment, which is due to thicker natural oxides on the surface. After reaching the maximum that corresponded to the onset of local dissolution of Eurofer the potential decreased, but the average potentials did not reach the low values of the average E-t slopes as in the case of short PPP's, suggesting that inactive areas are still present after 45 s of anodic pretreatment. This finding indicates that the duration of the pre-



**Fig. 6.** Potential vs. time plots during the anodic polarization in dependence on the PPP.

treatment procedure of 45 s is too short for a sufficient activation in case of long PPP's.

### 4. Conclusion

Corrosion barriers on Eurofer steel made by electrochemical Al deposition processes such as ECX and a subsequent heat treatment are considered for applications in breeding blankets with liquid Pb-15.7Li. To transfer these fabrication processes to a post-laboratory scale all process steps, i.e. electrodeposition and heat treatment, have to ensure good reliability and have to be adapted to industrial procedures. With respect to this, especially the pretreatment prior to the electrodeposition on Eurofer substrates plays a major role because the achievable qualities of the final Al-based corrosion barriers depend strongly on the reliability of the electroplating step on Eurofer substrates.

Therefore, this study elaborated anodic polarization as one possible route to pretreat Eurofer steel samples directly before the electrodeposition. It was shown that a single basic pretreatment by grinding and degreasing is not sufficient to achieve aluminum coatings with good reliability with respect to the adhesion to the substrate and low failure density on Eurofer steel. In contrast, the introduction of an additional pretreatment step by anodic polarization to activate the steels surface immediately prior to the electrodeposition of aluminum strongly increases the reliability of the coating quality. Besides this it was shown that the pre-plating period between the conventional sample preparation steps e.g. grinding, degreasing and the activation step had an impact on failure occurrence. Thereby, PPP of below 1 week seemed to be acceptable when applying 45 s of anodization. This indicates

that sample preparation and the activation/electrodeposition steps could be divided in future industrial applications. This finding has to be considered during any future upscaling of the ECX process by which larger components made of Eurofer have to be coated.

An additional outcome of this study was that potential measurement during the anodic polarization showed a good correlation with the coating quality, indicating a promising way to increase the reliability of the whole ECX process in the future.

### Acknowledgments

This work has been partly carried out within the framework of the EUROfusion Consortium and has received funding from the Euratom research and training programme 2014–2018 under grant agreement No. 633053. The views and opinions expressed herein do not necessarily reflect those of the European Commission.

### References

- [1] L.M. Giancarli, M. Abdou, D.J. Campbell, V.A. Chuyanov, M.Y. Ahn, M. Enoeda, et al., Overview of the ITER TBM program, *Fusion Eng. Des.* 87 (2012) 395–405.
- [2] L.V. Boccaccini, G. Aiello, J. Aubert, C. Bachmann, T. Barrett, A. Del Nevo, D. Demange, L. Forest, et al., Objectives and status of EUROfusion DEMO blanket studies, *Fusion Eng. Des.* 109–111 (2016) 1199–1206.
- [3] J. Konys, W. Krauss, Z. Zhu, Q. Huang, Comparison of corrosion behavior of EUROFER and CLAM steels in flowing Pb–15.7Li, *J. Nucl. Mater.* 455 (2014) 491–495.
- [4] J. Konys, W. Krauss, H. Steiner, J. Novotny, A. Skypnik, Flow rate dependent corrosion behavior of Eurofer steel in Pb–15.7Li, *J. Nucl. Mater.* 417 (2011) 1191–1194.
- [5] J. Konys, W. Krauss, Corrosion and precipitation effects in a forced-convection Pb–15.7Li loop, *J. Nucl. Mater.* 442 (2013) S576–S579.
- [6] G.W. Hollenberg, E.P. Simonen, G. Kalinin, A. Terlain, Tritium/hydrogen barrier development, *Fusion Eng. Des.* 28 (1995) 190–208.
- [7] G. Benamati, C. Chabrol, A. Perujo, E. Rigal, H. Glasbrenner, Development of tritium permeation barriers on Al base in Europe, *J. Nucl. Mater.* 271–272 (1999) 391–395.
- [8] J. Konys, W. Krauss, N. Holstein, Development of advanced Al coating processes for future application as anti-corrosion and T-permeation barriers, *Fusion Eng. Des.* 85 (2010) 2141–2145.
- [9] H. Glasbrenner, J. Konys, Z. Voss, O. Wedemeyer, Corrosion behaviour of Al based tritium permeation barriers in flowing Pb–17Li, *J. Nucl. Mater.* 307–311 (2002) 1360–1363.
- [10] S.-E. Wulf, W. Krauss, J. Konys, Comparison of coating processes in the development of aluminum-based barriers for blanket applications, *Fusion Eng. Des.* 89 (2014) 2368–2372.
- [11] J. Konys, W. Krauss, N. Holstein, J. Lorenz, S. Wulf, K. Bhanumurthy, Impact of heat treatment on surface chemistry of Al-coated Eurofer for application as anti-corrosion and T permeation barriers in a flowing Pb–15.7Li environment, *Fusion Eng. Des.* 87 (7–8) (2012) 1483–1486.
- [12] W. Krauss, J. Konys, S.-E. Wulf, Corrosion barriers processed by Al electroplating and their resistance against flowing Pb–15.7Li, *J. Nucl. Mater.* 455 (2014) 522–526.
- [13] S.-E. Wulf, W. Krauss, J. Konys, Corrosion resistance of Al-based coatings in flowing Pb–15.7Li produced by aluminum electrodeposition from ionic liquids, *Nucl. Mater. Energy* 9 (2016) 519–523.
- [14] D.D. Snyder, Preparation for deposition, in: *Modern Electroplating*, John Wiley & Sons Inc., Hoboken, 2010, pp. 509.
- [15] D.R. Gabe, Principles of Metal Surface Treatment and Protection, Pergamon Press Ltd., Oxford, 1978, p. 35.
- [16] R. Petro, M. Schlesinger, G.-L. Song, Ionic liquid treatments for enhanced corrosion resistance of magnesium-based substrates, in: *Modern Electroplating*, John Wiley & Sons Inc., Hoboken, 2010, p. 669.
- [17] S.Z. El Abedin, F. Endres, Challenges in the electrochemical coating of high-strength steel screws by aluminum in an acidic ionic liquid composed of 1-ethyl-3-methylimidazolium chloride and AlCl<sub>3</sub>, *J. Solid State Electrochem.* 17 (2013) 1127–1132.
- [18] D. Xue, Y. Chen, K. Liu, C. Chen, G. Zhang, Preparation of aluminide coatings on the inner surface of tubes by heat treatment of Al coatings electrodeposited from an ionic liquid, *Fusion Eng. Des.* 101 (2015) 128–133.