

# Azimuthal correlations for inclusive 2-jet, 3-jet, and 4-jet events in pp collisions at $\sqrt{s} = 13$ TeV

CMS Collaboration\*

CERN, 1211 Geneva 23, Switzerland

Received: 14 December 2017 / Accepted: 28 June 2018  
© CERN for the benefit of the CMS collaboration 2018

**Abstract** Azimuthal correlations between the two jets with the largest transverse momenta  $p_T$  in inclusive 2-, 3-, and 4-jet events are presented for several regions of the leading jet  $p_T$  up to 4 TeV. For 3- and 4-jet scenarios, measurements of the minimum azimuthal angles between any two of the three or four leading  $p_T$  jets are also presented. The analysis is based on data from proton–proton collisions collected by the CMS Collaboration at a centre-of-mass energy of 13 TeV, corresponding to an integrated luminosity of  $35.9 \text{ fb}^{-1}$ . Calculations based on leading-order matrix elements supplemented with parton showering and hadronization do not fully describe the data, so next-to-leading-order calculations matched with parton shower and hadronization models are needed to better describe the measured distributions. Furthermore, we show that azimuthal jet correlations are sensitive to details of the parton showering, hadronization, and multiparton interactions. A next-to-leading-order calculation matched with parton showers in the MC@NLO method, as implemented in HERWIG 7, gives a better overall description of the measurements than the POWHEG method.

## 1 Introduction

Particle jets with large transverse momenta  $p_T$  are abundantly produced in proton–proton collisions at the CERN LHC through the strong interactions of quantum chromodynamics (QCD) between the incoming partons. When the momentum transfer is large, the dynamics can be predicted using perturbative techniques (pQCD). The two final-state partons at leading order (LO) in pQCD are produced back-to-back in the transverse plane, and thus the azimuthal angular separation between the two highest- $p_T$  jets,  $\Delta\phi_{1,2} = |\phi_{\text{jet}1} - \phi_{\text{jet}2}|$ , equals  $\pi$ . The production of additional high- $p_T$  jets leads to a deviation of the azimuthal angle from  $\pi$ . The measurement of azimuthal angular correlations (or decorrelation from  $\pi$ ) in inclusive 2-jet topologies is a useful tool to test theoretical predictions of multijet production processes. Previous mea-

surements of azimuthal correlation in inclusive 2-jet events were reported by the D0 Collaboration in  $p\bar{p}$  collisions at  $\sqrt{s} = 1.96$  TeV at the Fermilab Tevatron [1,2], and by the ATLAS Collaboration in pp collisions at  $\sqrt{s} = 7$  TeV [3] and the CMS Collaboration in pp collisions at  $\sqrt{s} = 7$  and 8 TeV [4,5] at the LHC. Multijet correlations have been measured by the ATLAS Collaboration at  $\sqrt{s} = 8$  TeV [6,7].

This paper reports measurements of the normalized inclusive 2-, 3-, and 4-jet cross sections as a function of the azimuthal angular separation between the two highest  $p_T$  (leading) jets,  $\Delta\phi_{1,2}$ ,

$$\frac{1}{\sigma} \frac{d\sigma}{d\Delta\phi_{1,2}},$$

for several regions of the leading jet  $p_T$ ,  $p_T^{\text{max}}$ , for the rapidity region  $|y| < 2.5$ . The measurements cover the region  $\pi/2 < \Delta\phi_{1,2} \leq \pi$ ; the region  $\Delta\phi_{1,2} \leq \pi/2$  includes large backgrounds due to  $t\bar{t}$  and Z/W+jet(s) events. Experimental and theoretical uncertainties are reduced by normalizing the  $\Delta\phi_{1,2}$  distribution to the total dijet cross section within each region of  $p_T^{\text{max}}$ .

For 3- and 4-jet topologies, measurements of the normalized inclusive 3- and 4-jet cross sections are also presented as a function of the minimum azimuthal angular separation between any two of the three or four highest  $p_T$  jets,  $\Delta\phi_{2j}^{\text{min}}$ ,

$$\frac{1}{\sigma} \frac{d\sigma}{d\Delta\phi_{2j}^{\text{min}}},$$

for several regions of  $p_T^{\text{max}}$ , for  $|y| < 2.5$ . This observable, which is infrared safe (independent of additional soft radiation), is especially suited for studying correlations amongst the jets in multijet events: the maximum value of  $\Delta\phi_{2j}^{\text{min}}$  is  $2\pi/3$  for 3-jet events (the “Mercedes star” configuration), while it is  $\pi/2$  in the 4-jet case (corresponding to the “cross” configuration). The cross section for small angular separations is suppressed because of the finite jet sizes for a particular jet algorithm. The observable  $\Delta\phi_{2j}^{\text{min}}$  is sensitive to the

\* e-mail: cms-publication-committee-chair@cern.ch

contributions of jets with lower  $p_T$  than the leading jet, i.e. the subleading jets, and one can distinguish nearby (nearly collinear) jets (at large  $\Delta\phi_{2j}^{\min}$ ) from other additional high  $p_T$  jets (small  $\Delta\phi_{2j}^{\min}$ ), yielding information additional to that of the  $\Delta\phi_{1,2}$  observable. The 4-jet cross section differential in  $\Delta\phi_{2j}^{\min}$  has also been measured by the ATLAS Collaboration [7].

The measurements are performed using data collected during 2016 with the CMS experiment at the LHC, and the event sample corresponds to an integrated luminosity of  $35.9 \text{ fb}^{-1}$  of proton–proton collisions at  $\sqrt{s} = 13 \text{ TeV}$ .

## 2 The CMS detector

The central feature of the CMS detector is a superconducting solenoid, 13 m in length and 6 m in inner diameter, providing an axial magnetic field of 3.8 T. Within the solenoid volume are a silicon pixel and strip tracker, a lead tungstate crystal electromagnetic calorimeter (ECAL) and a brass and scintillator hadron calorimeter (HCAL), each composed of a barrel and two endcap sections. Charged-particle trajectories are measured by the tracker with full azimuthal coverage within pseudorapidities  $|\eta| < 2.5$ . The ECAL, which is equipped with a preshower detector in the endcaps, and the HCAL cover the region  $|\eta| < 3.0$ . Forward calorimeters extend the pseudorapidity coverage provided by the barrel and endcap detectors to the region  $3.0 < |\eta| < 5.2$ . Finally, muons are measured up to  $|\eta| < 2.4$  by gas-ionization detectors embedded in the steel flux-return yoke outside the solenoid. A detailed description of the CMS detector together with a definition of the coordinate system used and the relevant kinematic variables can be found in Ref. [8].

## 3 Theoretical predictions

Predictions from five different Monte Carlo (MC) event generators are compared with data. The PYTHIA 8 [9] and HERWIG++ [10] event generators are used, both based on LO  $2 \rightarrow 2$  matrix element calculations. The PYTHIA 8 event generator simulates parton showers ordered in  $p_T$  and uses the Lund string model [11] for hadronization, while HERWIG++ generates parton showers through angular-ordered emissions and uses a cluster fragmentation model [12] for hadronization. The contribution of multiparton interactions (MPI) is simulated in both PYTHIA 8 and HERWIG++, but the number of generated MPI varies between PYTHIA 8 and HERWIG++ MPI simulations. The MPI parameters of both generators are tuned to measurements in proton–proton collisions at the LHC and proton–antiproton collisions at the Tevatron [13], while the hadronization parameters are determined from fits

to LEP data. For PYTHIA 8 the CUETP8M1 [13] tune, which is based on the NNPDF2.3LO PDF set [14, 15], is employed, while for HERWIG++ the CUETHppS1 tune [13], based on the CTEQ6L1 PDF set [16], is used.

The MADGRAPH [17, 18] event generator provides LO matrix element calculations with up to four outgoing partons, i.e.  $2 \rightarrow 2$ ,  $2 \rightarrow 3$ , and  $2 \rightarrow 4$  diagrams. It is interfaced to PYTHIA 8 with tune CUETP8M1 for the implementation of parton showers, hadronization, and MPI. In order to match with PYTHIA 8 the  $k_T$ -MLM matching procedure [19] with a matching scale of 14 GeV is used to avoid any double counting of the parton configurations generated within the matrix element calculation and the ones simulated by the parton shower. The NNPDF2.3LO PDF set is used for the hard-process calculation.

Predictions based on next-to-leading-order (NLO) pQCD are obtained with the POWHEGBOX library [20–22] and the HERWIG 7 [23] event generator. The events simulated with POWHEG are matched to PYTHIA 8 or to HERWIG++ parton showers and MPI, while HERWIG 7 uses similar parton shower and MPI models as HERWIG++, and the MC@NLO [24, 25] method is applied to combine the parton shower with the NLO calculation. The POWHEG generator is used in the NLO dijet mode [26], referred to as PH-2J, as well as in the NLO three-jet mode [27], referred to as PH-3J, both using the NNPDF3.0NLO PDF set [28]. The POWHEG generator, referred to as PH-2J-LHE, is also used in the NLO dijet mode without parton showers and MPI. A minimum  $p_T$  for real parton emission of 10 GeV is required for the PH-2J predictions, and similarly for the PH-3J predictions a minimum  $p_T$  for the three final-state partons of 10 GeV is imposed. To simulate the contributions due to parton showers, hadronization, and MPIs, the PH-2J is matched to PYTHIA 8 with tune CUETP8M1 and HERWIG++ with tune CUETHppS1, while the PH-3J is matched only to PYTHIA 8 with tune CUETP8M1. The matching between the POWHEG matrix element calculations and the PYTHIA 8 underlying event (UE) simulation is performed using the shower-veto procedure, which rejects showers if their transverse momentum is greater than the minimal  $p_T$  of all final-state partons simulated in the matrix element (parameter  $PTHARD = 2$  [26]). Predictions from the HERWIG 7 event generator are based on the MMHT2014 PDF set [29] and the default tune H7-UE-MMHT [23] for the UE simulation. A summary of the details of the MC event generators used for comparisons with the experimental data is shown in Table 1.

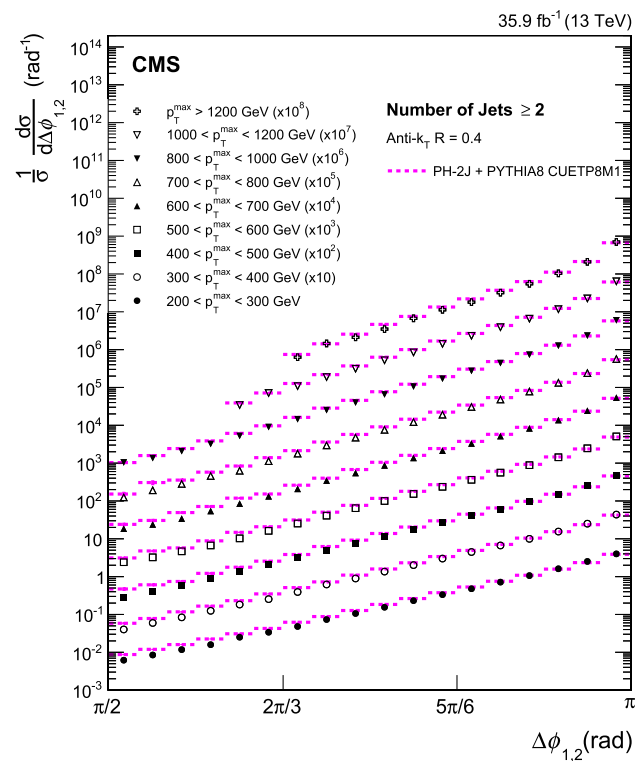
Uncertainties in the theoretical predictions of the parton shower simulation are illustrated using the PYTHIA 8 event generator. Choices of scale for the parton shower are expected to have the largest impact on the azimuthal distributions. The parton shower uncertainty is calculated by independently varying the renormalization scales ( $\mu_r$ ) for initial- and final-state radiation by a factor 2 in units of the  $p_T$  of the emitted

**Table 1** Monte Carlo event generators used for comparison in this analysis. Version of the generators, PDF set, underlying event tune, and corresponding references are listed

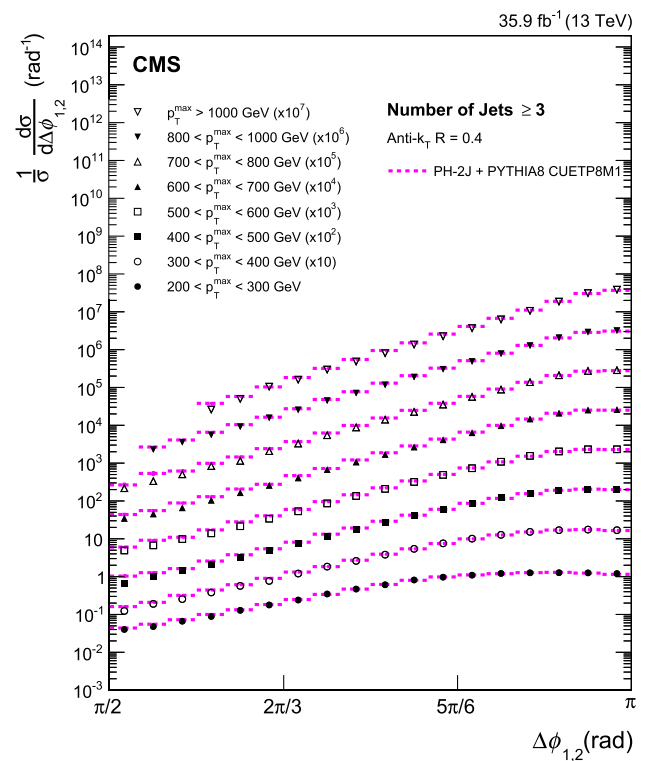
Matrix element generator	Simulated diagrams	PDF set	Tune
PYTHIA 8.219 [9]	2 → 2 (LO)	NNPDF2.3LO [14,15]	CUETP8M1 [13]
HERWIG++ 2.7.1 [10]	2 → 2 (LO)	CTEQ6L1 [16]	CUETHppS1 [13]
MADGRAPH5_AMC@NLO 2.3.3 [17,18] + PYTHIA 8.219 [9]	2 → 2, 2 → 3, 2 → 4 (LO)	NNPDF2.3LO [14,15]	CUETP8M1 [13]
PH- 2J V2_Sep2016 [20–22] + PYTHIA 8.219 [9]	2 → 2 (NLO), 2 → 3 (LO)	NNPDF3.0NLO [28]	CUETP8M1 [13]
PH- 2J- LHE V2_Sep2016 [20–22]	2 → 2 (NLO), 2 → 3 (LO)	NNPDF3.0NLO [28]	
PH- 3J V2_Sep2016 [20–22] + PYTHIA 8.219 [9]	2 → 3 (NLO), 2 → 4 (LO)	NNPDF3.0NLO [28]	CUETP8M1 [13]
PH- 2J V2_Sep2016 [20–22] + HERWIG++ 2.7.1 [10]	2 → 2 (NLO), 2 → 3 (LO)	NNPDF3.0NLO [28]	CUETHppS1 [13]
HERWIG 7.0.4 [23]	2 → 2 (NLO), 2 → 3 (LO)	MMHT2014 [29]	H7-UE-MMHT [23]

**Table 2** The integrated luminosity for each trigger sample considered in this analysis

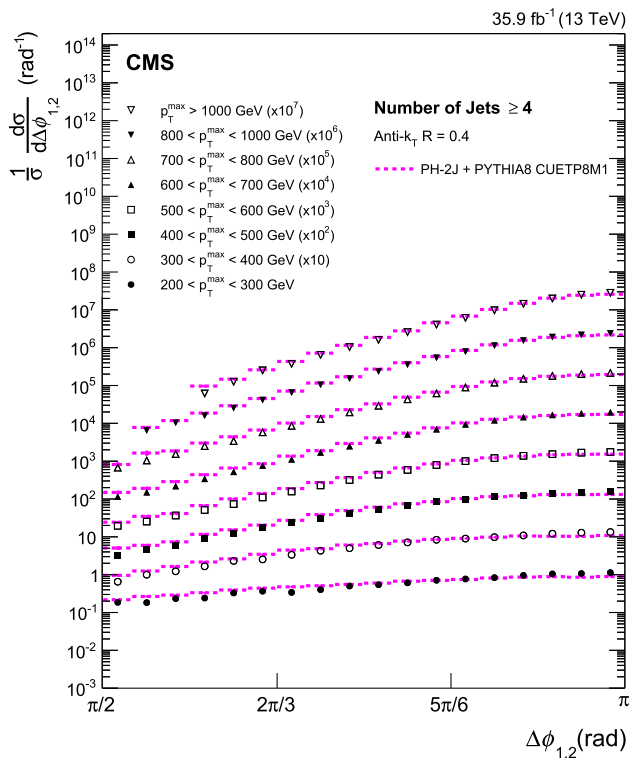
HLT $p_T$ threshold (GeV)	140	200	320	400	450
$p_T^{\max}$ region (GeV)	200–300	300–400	400–500	500–600	> 600
$\mathcal{L}$ (fb <sup>-1</sup> )	0.024	0.11	1.77	5.2	36



**Fig. 1** Normalized inclusive 2-jet cross section differential in  $\Delta\phi_{1,2}$  for nine  $p_T^{\max}$  regions, scaled by multiplicative factors for presentation purposes. The size of the data symbol includes both statistical and systematic uncertainties. The data points are overlaid with the predictions from the PH- 2J + PYTHIA 8 event generator



**Fig. 2** Normalized inclusive 3-jet cross section differential in  $\Delta\phi_{1,2}$  for eight  $p_T^{\max}$  regions, scaled by multiplicative factors for presentation purposes. The size of the data symbol includes both statistical and systematic uncertainties. The data points are overlaid with the predictions from the PH- 2J + PYTHIA 8 event generator



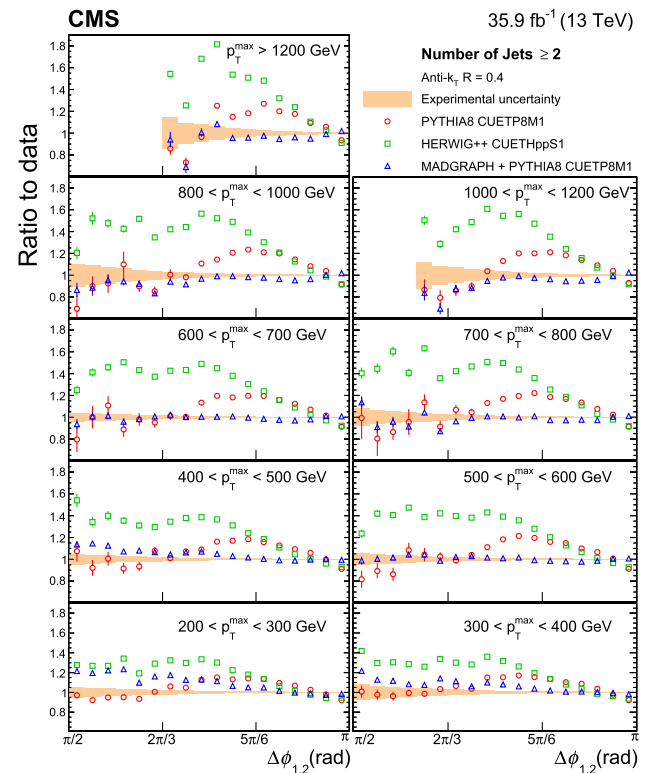
**Fig. 3** Normalized inclusive 4-jet cross section differential in  $\Delta\phi_{1,2}$  for eight  $p_T^{\max}$  regions, scaled by multiplicative factors for presentation purposes. The size of the data symbol includes both statistical and systematic uncertainties. The data points are overlaid with the predictions from the PH-2J + PYTHIA 8 event generator

partons of the hard scattering. The maximum deviation found is considered a theoretical uncertainty in the event generator predictions.

#### 4 Jet reconstruction and event selection

The measurements are based on data samples collected with single-jet high-level triggers (HLT) [30,31]. Five such triggers are considered that require at least one jet in an event with  $p_T > 140, 200, 320, 400,$  or  $450$  GeV in the full rapidity coverage of the CMS detector. All triggers are prescaled except the one with the highest threshold. Table 2 shows the integrated luminosity  $\mathcal{L}$  for the five trigger samples. The relative efficiency of each trigger is estimated using triggers with lower  $p_T$  thresholds. Using these five jet energy thresholds, a 100% trigger efficiency is achieved in the region of  $p_T^{\max} > 200$  GeV.

Particles are reconstructed and identified using a particle-flow (PF) algorithm [32], which uses an optimized combination of information from the various elements of the CMS detector. Jets are reconstructed by clustering the Lorentz vectors of the PF candidates with the infrared- and collinear-safe

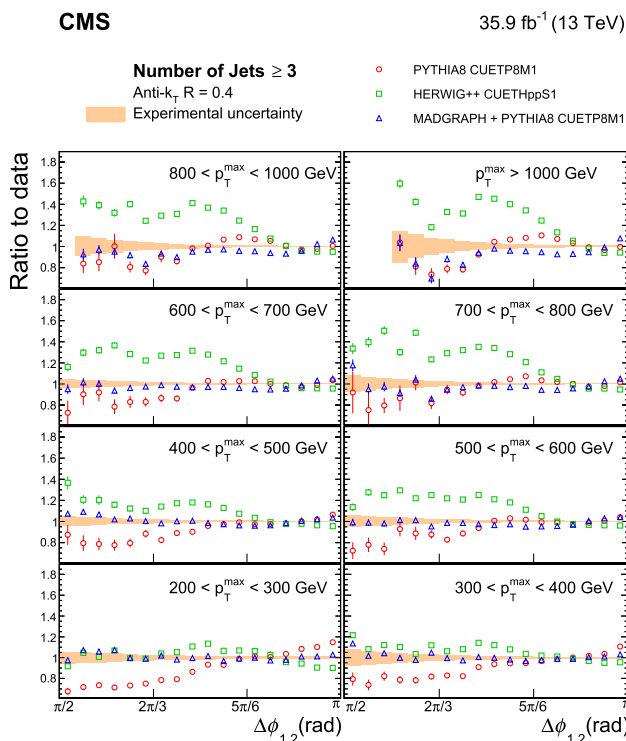


**Fig. 4** Ratios of PYTHIA 8, HERWIG++, and MADGRAPH + PYTHIA 8 predictions to the normalized inclusive 2-jet cross section differential in  $\Delta\phi_{1,2}$ , for all  $p_T^{\max}$  regions. The solid band indicates the total experimental uncertainty and the vertical bars on the points represent the statistical uncertainties in the simulated data

anti- $k_T$  clustering algorithm [33] with a distance parameter  $R = 0.4$ . The clustering is performed with the FASTJET package [34]. The technique of charged-hadron subtraction [35] is used to remove tracks identified as originating from additional pp interactions within the same or neighbouring bunch crossings (pileup). The average number of pileup interactions observed in the data is about 27.

The reconstructed jets require energy corrections to account for residual nonuniformities and nonlinearities in the detector response. These jet energy scale (JES) corrections [35] are derived using simulated events that are generated with PYTHIA 8.219 [9] using tune CUETP8M1 [13] and processed through the CMS detector simulation based on GEANT4 [36]; they are confirmed with in situ measurements with dijet, multijet, photon+jet, and leptonic Z+jet events. An offset correction is required to account for the extra energy clustered into jets due to pileup. The JES corrections, which depend on the  $\eta$  and  $p_T$  of the jet, are applied as multiplicative factors to the jet four-momentum vectors. The typical overall correction is about 10% for central jets having  $p_T = 100$  GeV and decreases with increasing  $p_T$ .

Resolution studies on the measurements of  $\Delta\phi_{1,2}$  and  $\Delta\phi_{2j}^{\min}$  are performed using PYTHIA 8.219 with tune

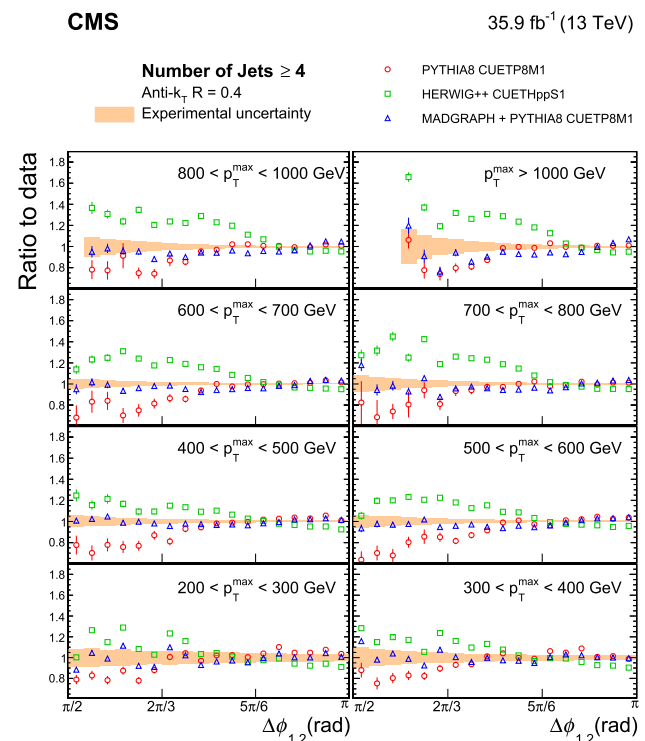


**Fig. 5** Ratios of PYTHIA 8, HERWIG++, and MADGRAPH + PYTHIA 8 predictions to the normalized inclusive 3-jet cross section differential in  $\Delta\phi_{1,2}$ , for all  $p_T^{\max}$  regions. The solid band indicates the total experimental uncertainty and the vertical bars on the points represent the statistical uncertainties in the simulated data

CUETP8M1 processed through the CMS detector simulation. The azimuthal angular separation is determined with an accuracy from  $1^\circ$  to  $0.5^\circ$  (0.017 to 0.0087 in radians) for  $p_T^{\max} = 200$  GeV to 1 TeV, respectively.

Events are required to have at least one primary vertex candidate [37] reconstructed offline from at least five charged-particle tracks and lies along the beam line within 24 cm of the nominal interaction point. The reconstructed vertex with the largest value of summed physics-object  $p_T^2$  is taken to be the primary pp interaction vertex. The physics objects are the objects determined by a jet finding algorithm [33,34] applied to all charged tracks associated with the vertex plus the corresponding associated missing transverse momentum. Additional selection criteria are applied to each event to remove spurious jet-like signatures originating from isolated noise patterns in certain HCAL regions. Stringent criteria [38] are applied to suppress these nonphysical signatures; each jet should contain at least two particles, one of which is a charged hadron, and the jet energy fraction carried by neutral hadrons and photons should be less than 90%. These criteria have a jet selection efficiency greater than 99% for genuine jets.

For the measurements of the normalized inclusive 2-, 3-, and 4-jet cross sections as a function of  $\Delta\phi_{1,2}$  or  $\Delta\phi_{2j}^{\min}$  all jets in the event with  $p_T > 100$  GeV and a rapidity  $|y| < 5$



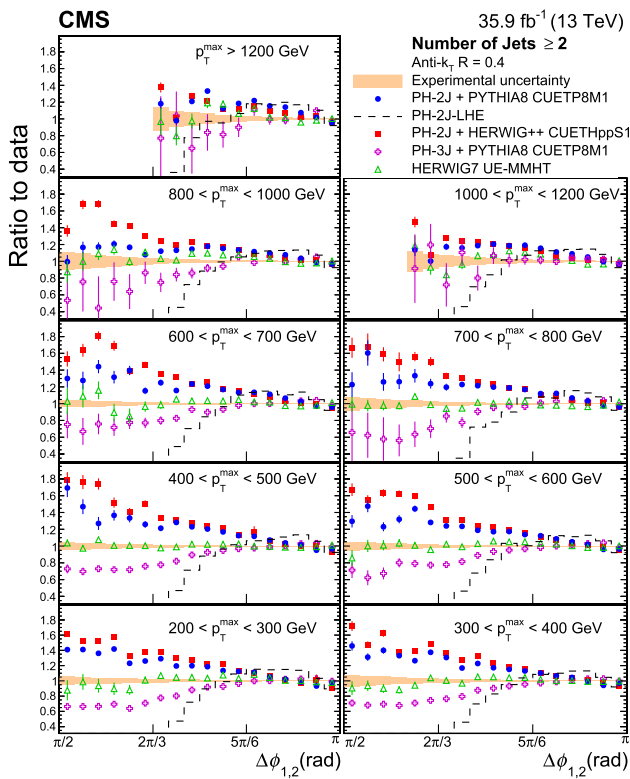
**Fig. 6** Ratios of PYTHIA 8, HERWIG++, and MADGRAPH + PYTHIA 8 predictions to the normalized inclusive 4-jet cross section differential in  $\Delta\phi_{1,2}$ , for all  $p_T^{\max}$  regions. The solid band indicates the total experimental uncertainty and the vertical bars on the points represent the statistical uncertainties in the simulated data

are considered and ordered in  $p_T$ . Events are selected where the two highest- $p_T$  jets have  $|y| < 2.5$ , (i.e. events are not counted where one of the leading jets has  $|y| > 2.5$ ). Also, events are only selected in which the highest- $p_T$  jet has  $|y| < 2.5$  and exceeds 200 GeV. The inclusive 2-jet event sample includes events where the two leading jets lie within the tracker coverage of  $|y| < 2.5$ . Similarly the 3-jet (4-jet) event sample includes those events where the three (four) leading jets lie within  $|y| < 2.5$ , respectively. In this paper results are presented in bins of  $p_T^{\max}$ , corresponding to the  $p_T$  of the leading jet, which is always within  $|y| < 2.5$ .

### 5 Measurements of the normalized inclusive 2-, 3-, and 4-jet cross sections in $\Delta\phi_{1,2}$ and $\Delta\phi_{2j}^{\min}$

The normalized inclusive 2-, 3-, and 4-jet cross sections differential in  $\Delta\phi_{1,2}$  and  $\Delta\phi_{2j}^{\min}$  are corrected for the finite detector resolution to better approximate the final-state particles, a procedure called “unfolding”. In this way, a direct comparison of this measurement to results from other experiments and to QCD predictions is possible. Particles are considered stable if their mean decay length is  $c\tau > 1$  cm.



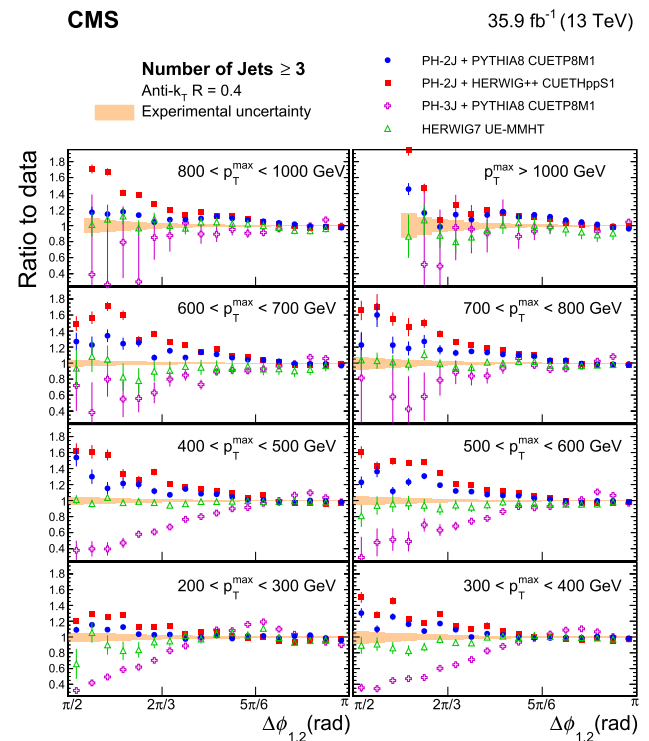


**Fig. 7** Ratios of PH-2J + PYTHIA 8, PH-2J + LHE, PH-2J + HERWIG++, PH-3J + PYTHIA 8, and HERWIG 7 predictions to the normalized inclusive 2-jet cross section differential in  $\Delta\phi_{1,2}$ , for all  $p_T^{\max}$  regions. The solid band indicates the total experimental uncertainty and the vertical bars on the points represent the statistical uncertainties in the simulated data

The bin width used in the measurements of  $\Delta\phi_{1,2}$  and  $\Delta\phi_{2j}^{\min}$  is set to  $\pi/36 = 0.087$  rads ( $5^\circ$ ), which is five to ten times larger than the azimuthal angular separation resolution. The corrections due to the unfolding are approximately a few per cent.

The unfolding procedure is based on the matrix inversion algorithm implemented in the software package ROOUNFOLD [39] using a 2-dimensional response matrix that correlates the modeled distribution with the reconstructed one. The response matrix is created by the convolution of the  $\Delta\phi$  resolution with the generator-level inclusive 2-, 3-, and 4- cross section distributions from PYTHIA 8 with tune CUETP8M1. The unfolded distributions differ from the distributions at detector level by 1–4%. As a cross-check, the above procedure was repeated by creating the response matrix with event samples obtained with the full GEANT4 detector simulation, and no significant difference was observed.

We consider three main sources of systematic uncertainties that arise from the estimation of the JES calibration, the jet energy resolution (JER), and the unfolding correction. The relative JES uncertainty is estimated to be 1–2% for PF jets using charged-hadron subtraction [35]. The resulting uncertainties in the normalized 2-, 3-, and 4-jet cross sec-



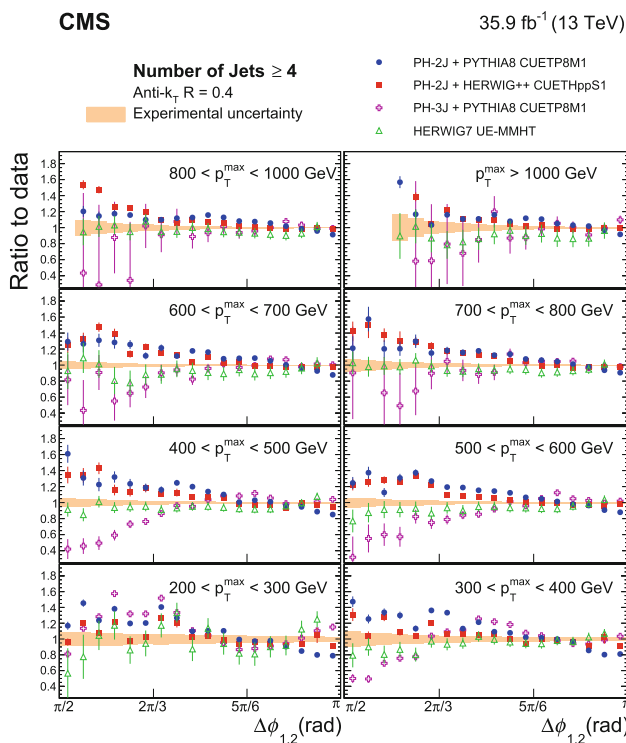
**Fig. 8** Ratios of PH-2J + PYTHIA 8, PH-2J + HERWIG++, PH-3J + PYTHIA 8, and HERWIG 7 predictions to the normalized inclusive 3-jet cross section differential in  $\Delta\phi_{1,2}$ , for all  $p_T^{\max}$  regions. The solid band indicates the total experimental uncertainty and the vertical bars on the points represent the statistical uncertainties in the simulated data

tions differential in  $\Delta\phi_{1,2}$  range from 3% at  $\pi/2$  to 0.1% at  $\pi$ . For the normalized 3- and 4-jet cross sections differential in  $\Delta\phi_{2j}^{\min}$  the resulting uncertainties range from 0.1 to 1%, and 0.1–2%, respectively.

The JER [35] is responsible for migration of events among the  $p_T^{\max}$  regions, and its parametrization is determined from a full detector simulation using events generated by PYTHIA 8 with tune CUETP8M1. The effect of the JER uncertainty is estimated by varying its parameters within their uncertainties [35] and comparing the normalized 2-, 3-, and 4-jet cross sections before and after the changes. The JER-induced uncertainty ranges from 1% at  $\pi/2$  to 0.1% at  $\pi$  for the normalized 2-, 3-, and 4-jet cross sections differential in  $\Delta\phi_{1,2}$  and is less than 0.5% for the normalized 3- and 4-jet cross sections differential in  $\Delta\phi_{2j}^{\min}$ .

The above systematic uncertainties in the JES calibration and the JER cover the effects from migrations due to the  $p_T$  thresholds, i.e. migrations between the 2-, 3-, and 4-jet samples and migrations between the various  $p_T^{\max}$  regions of the measurements.

The unfolding procedure is affected by uncertainties in the parametrization of the  $\Delta\phi$  resolution. Alternative response matrices, generated by varying the  $\Delta\phi$  resolution by  $\pm 10\%$ , are used to unfold the measured spectra. This variation is



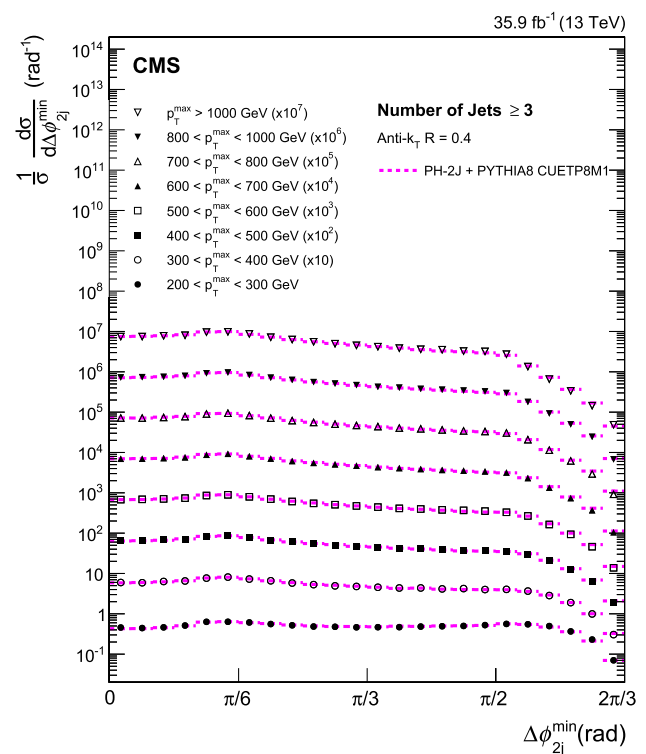
**Fig. 9** Ratios of PH- 2J + PYTHIA 8, PH- 2J + HERWIG++, PH- 3J + PYTHIA 8, and HERWIG 7 predictions to the normalized inclusive 4-jet cross section differential in  $\Delta\phi_{1,2}$ , for all  $p_T^{\max}$  regions. The solid band indicates the total experimental uncertainty and the vertical bars on the points represent the statistical uncertainties in the simulated data

motivated by studies on the  $\Delta\phi$  resolution for simulated dijet events [32]. The uncertainty in the unfolding correction factors is estimated to be about 0.2%. An additional systematic uncertainty is obtained by examining the dependence of the response matrix on the choice of the MC generator. Alternative response matrices are constructed using the HERWIG++ event generator [10] with tune EE5C [40]; the effect is <0.1%. A total systematic unfolding uncertainty of 0.2% is considered, which accounts for all these various uncertainty sources.

## 6 Comparison with theoretical predictions

### 6.1 The $\Delta\phi_{1,2}$ measurements

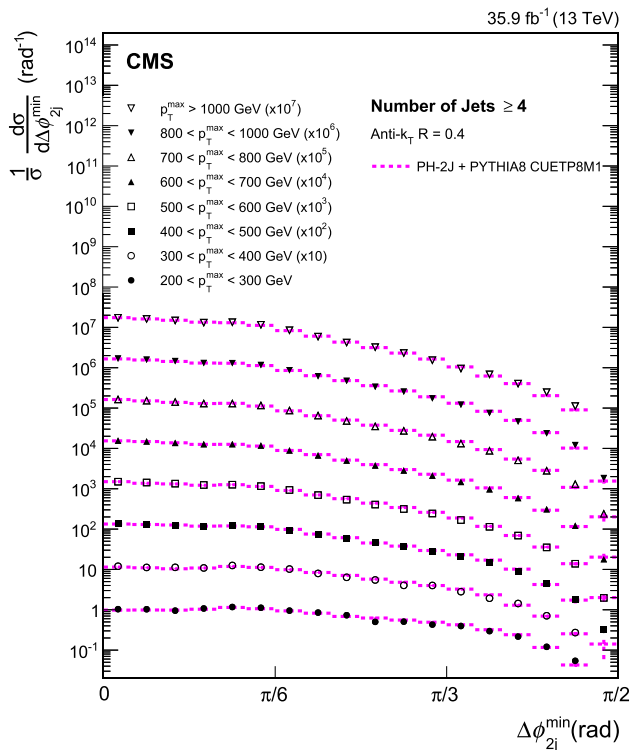
The unfolded, normalized, inclusive 2-, 3-, and 4-jet cross sections differential in  $\Delta\phi_{1,2}$  are shown in Figs. 1, 2, 3 for the various  $p_T^{\max}$  regions considered in this analysis. In the 2-jet case the  $\Delta\phi_{1,2}$  distributions are strongly peaked at  $\pi$  and become steeper with increasing  $p_T^{\max}$ . In the 3-jet case, the  $\Delta\phi_{1,2}$  distributions become flatter at  $\pi$ , since by definition dijet events do not contribute, and in the 4-jet case they



**Fig. 10** Normalized inclusive 3-jet cross section differential in  $\Delta\phi_{2j}^{\min}$  for eight  $p_T^{\max}$  regions, scaled by multiplicative factors for presentation purposes. The size of the data symbol includes both statistical and systematic uncertainties. The data points are overlaid with the predictions from the PH- 2J + PYTHIA 8 event generator

become even flatter. The data points are overlaid with the predictions from the PH- 2J + PYTHIA 8 event generator.

The ratios of the PYTHIA 8, HERWIG++, and MADGRAPH + PYTHIA 8 event generator predictions to the normalized inclusive 2-, 3-, and 4-jet cross section differential in  $\Delta\phi_{1,2}$  are shown in Figs. 4, 5, and 6, respectively, for all  $p_T^{\max}$  regions. The solid band around unity represents the total experimental uncertainty and the error bars on the points represent the statistical uncertainties in the simulated data. Among the LO dijet event generators, HERWIG++ exhibits the largest deviations from the experimental measurements, whereas PYTHIA 8 behaves much better than HERWIG++, although with deviations of up to 30–40%, in particular around  $\Delta\phi_{1,2} = 5\pi/6$  in the 2-jet case and around  $\Delta\phi_{1,2} < 2\pi/3$  in the 3- and 4-jet cases, especially at  $\Delta\phi_{1,2} < 5\pi/6$  for  $p_T^{\max} > 400$  GeV. However, it is remarkable that predictions based on the  $2 \rightarrow 2$  matrix element calculations supplemented with parton showers, MPI, and hadronization describe the  $\Delta\phi_{1,2}$  distributions rather well, even in regions that are sensitive to hard jets not included in the matrix element calculations. The MADGRAPH + PYTHIA 8 calculation using up to 4 partons in the



**Fig. 11** Normalized inclusive 4-jet cross section differential in  $\Delta\phi_{2j}^{\min}$  for eight  $p_T^{\max}$  regions, scaled by multiplicative factors for presentation purposes. The size of the data symbol includes both statistical and systematic uncertainties. The data points are overlaid with the predictions from the PH- 2J + PYTHIA 8 event generator

matrix element calculations provides the best description of the measurements.

Figures 7, 8 and 9 show the ratios of the PH- 2J matched to PYTHIA 8 and HERWIG++, PH- 3J + PYTHIA 8, and HERWIG 7 event generators predictions to the normalized inclusive 2-, 3-, and 4-jet cross section differential in  $\Delta\phi_{1,2}$ , for all  $p_T^{\max}$  regions. The solid band around unity represents the total experimental uncertainty and the vertical bars on the points represent the statistical uncertainties in the simulated data. The predictions of PH- 2J and PH- 3J exhibit deviations from the measurement, increasing towards small  $\Delta\phi_{1,2}$ . While PH- 2J is above the data, PH- 3J predicts too few events at small  $\Delta\phi_{1,2}$ . These deviations were investigated in a dedicated study with parton showers and MPI switched off. Because of the kinematic restriction of a 3-parton state, PH- 2J without parton showers cannot fill the region  $\Delta\phi_{1,2} < 2\pi/3$ , shown as PH- 2J-LHE with the dashed line in Fig. 7, whereas for PH- 3J the parton showers have little impact. Thus, the events at low  $\Delta\phi_{1,2}$  observed for PH- 2J originate from leading-log parton showers, and there are too many of these. In contrast, the PH- 3J prediction, which provides 2  $\rightarrow$  3 jet calculations at NLO QCD, is below the measurement. The NLO PH- 2J calculation and the LO POWHEG three-jet calculation

are equivalent when initial- and final-state radiation are not allowed to occur.

The predictions from PH- 2J matched to PYTHIA 8 describe the normalized cross sections better than those where PH- 2J is matched to HERWIG++. Since the hard process calculation is the same, the difference between the two predictions might be due to the treatment of parton showers in PYTHIA 8 and HERWIG++ and to the matching to the matrix element calculation. The PYTHIA 8 and HERWIG++ parton shower calculations use different  $\alpha_S$  values for initial- and final-state emissions, in addition to a different upper scale for the parton shower simulation, which is higher in PYTHIA 8 than in HERWIG++. The dijet NLO calculation of HERWIG 7 provides the best description of the measurements, indicating that the MC@NLO method of combining parton showers with the NLO parton level calculations has advantages compared to the POWHEG method in this context.

For  $\Delta\phi_{1,2}$  generator-level predictions in the 2-jet case, parton shower uncertainties have a very small impact ( $< 5\%$ ) at values close to  $\pi$  and go up to 40–60% for increasing  $p_T^{\max}$  at  $\Delta\phi_{1,2} \sim \pi/2$ . For the 3- and 4-jet scenarios, parton shower uncertainties are less relevant, not exceeding  $\sim 20\%$  for  $\Delta\phi_{1,2}$ .

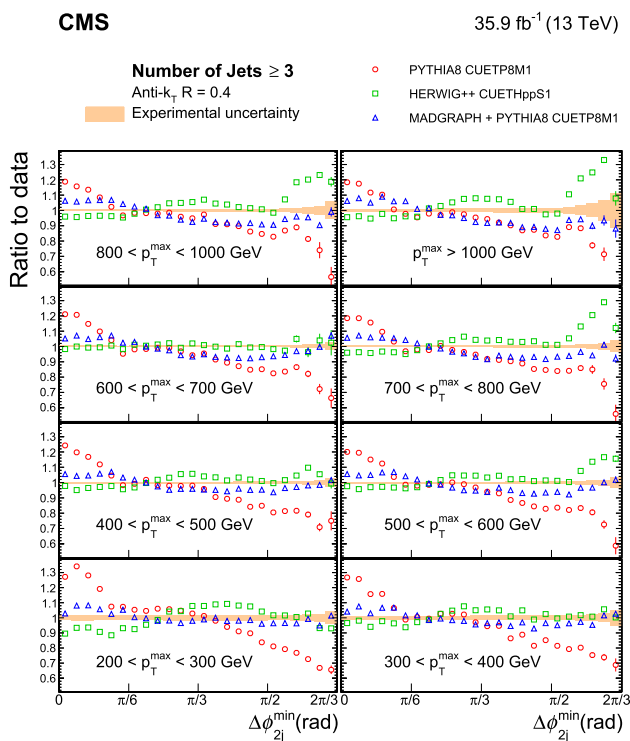
## 6.2 The $\Delta\phi_{2j}^{\min}$ measurements

The unfolded, normalized, inclusive 3- and 4-jet cross sections differential in  $\Delta\phi_{2j}^{\min}$  are shown in Figs. 10 and 11, respectively, for eight  $p_T^{\max}$  regions. The measured distributions decrease towards the kinematic limit of  $\Delta\phi_{2j}^{\min} \rightarrow 2\pi/3(\pi/2)$  for the 3-jet and 4-jet case, respectively. The data points are overlaid with the predictions from the PH- 2J + PYTHIA 8 event generator. The size of the data symbol includes both statistical and systematic uncertainties.

Figures 12 and 13 show, respectively, the ratios of the PYTHIA 8, HERWIG++, and MADGRAPH + PYTHIA 8 event generators predictions to the normalized inclusive 3- and 4-jet cross sections differential in  $\Delta\phi_{2j}^{\min}$ , for all  $p_T^{\max}$  regions. The PYTHIA 8 event generator shows larger deviations from the measured  $\Delta\phi_{2j}^{\min}$  distributions in comparison to HERWIG++, which provides a reasonable description of the measurement. The MADGRAPH generator matched to PYTHIA 8 provides a reasonable description of the measurements in the 3-jet case, but shows deviations in the 4-jet case.

The predictions from MADGRAPH + PYTHIA 8 and PYTHIA 8 are very similar for the normalized cross sections as a function of  $\Delta\phi_{2j}^{\min}$  in the four-jet case. It has been checked that predictions obtained with the MADGRAPH matrix element with up to 4 partons included in the calculation without contribution of the parton shower are able to reproduce the data very well. Parton shower effects increase the number of events with low values of  $\Delta\phi_{2j}^{\min}$ .



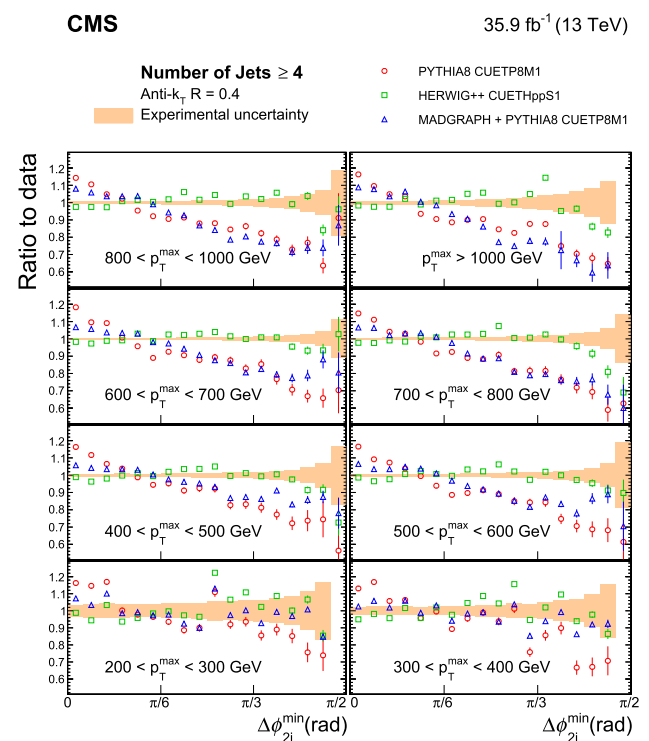


**Fig. 12** Ratios of PYTHIA 8, HERWIG++, and MADGRAPH + PYTHIA 8 predictions to the normalized inclusive 3-jet cross section differential in  $\Delta\phi_{2j}^{\min}$ , for all  $p_T^{\max}$  regions. The solid band indicates the total experimental uncertainty and the vertical bars on the points represent the statistical uncertainties in the simulated data

Figures 14 and 15 illustrate the ratios of predictions from PH- 2J matched to PYTHIA 8 and HERWIG++, PH- 3J + PYTHIA 8, and HERWIG 7 to the normalized inclusive 3- and 4-jet cross sections differential in  $\Delta\phi_{2j}^{\min}$ , for all  $p_T^{\max}$  regions. Due to an unphysical behavior of the HERWIG 7 prediction (which has been confirmed by the HERWIG 7 authors), the first  $\Delta\phi_{2j}^{\min}$  and last  $\Delta\phi_{1,2}$  bins are not shown in Figs. 8, 9, 14 and 15. An additional uncertainty is introduced to the prediction of HERWIG 7, that is evaluated as the difference between this prediction and the prediction when the first bin is replaced with the result from HERWIG++. The additional uncertainty ranges from 2 to 10%. Among the three NLO dijet calculations PH- 2J matched to PYTHIA 8 or to HERWIG++ provides the best description of the measurements.

For the two lowest  $p_T^{\max}$  regions in Figs. 13 and 15, which correspond to the 4-jet case, the measurements become statistically limited because the data used for these two regions were collected with highly prescaled triggers with  $p_T$  thresholds of 140 and 200 GeV (c.f. Table 2).

The PH- 3J predictions suffer from low statistical accuracy, especially in the highest interval of  $p_T^{\max}$ , because the same  $p_T$  threshold is applied to all 3 jets resulting in low efficiency at large  $p_T$ . Nevertheless, the performance of the PH- 3J sim-



**Fig. 13** Ratios of PYTHIA 8, HERWIG++, and MADGRAPH + PYTHIA 8 predictions to the normalized inclusive 4-jet cross section differential in  $\Delta\phi_{2j}^{\min}$ , for all  $p_T^{\max}$  regions. The solid band indicates the total experimental uncertainty and the vertical bars on the points represent the statistical uncertainties in the simulated data

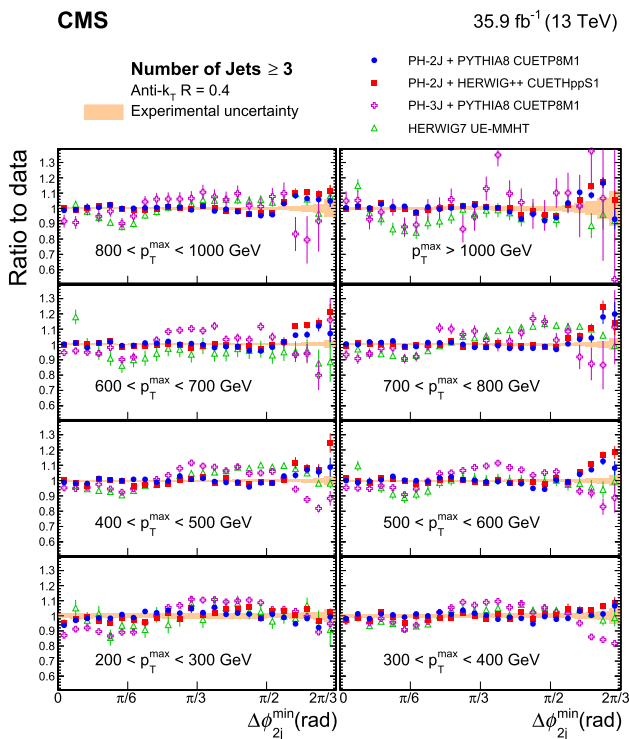
ulation on multijet observables can already be inferred by the presented predictions, especially in the low  $p_T$  region.

The effect of parton shower uncertainties in the event generator predictions of  $\Delta\phi_{2j}^{\min}$  is estimated to be less than 10% over the entire phase space.

### 7 Summary

Measurements of the normalized inclusive 2-, 3-, and 4-jet cross sections differential in the azimuthal angular separation  $\Delta\phi_{1,2}$  and of the normalized inclusive 3- and 4-jet cross sections differential in the minimum azimuthal angular separation between any two jets  $\Delta\phi_{2j}^{\min}$  are presented for several regions of the leading-jet transverse momentum  $p_T^{\max}$ . The measurements are performed using data collected during 2016 with the CMS detector at the CERN LHC corresponding to an integrated luminosity of  $35.9 \text{ fb}^{-1}$  of proton–proton collisions at  $\sqrt{s} = 13 \text{ TeV}$ .

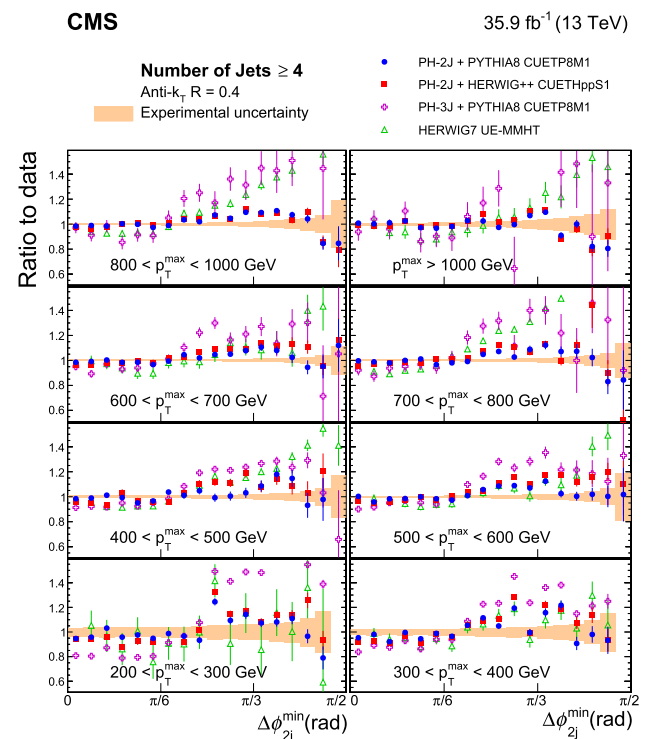
The measured distributions in  $\Delta\phi_{1,2}$  and  $\Delta\phi_{2j}^{\min}$  are compared with predictions from PYTHIA 8, HERWIG++, MADGRAPH + PYTHIA 8, PH- 2J matched to PYTHIA 8 and HERWIG++, PH- 3J + PYTHIA 8, and HERWIG 7 event generators.



**Fig. 14** Ratios of PH-2J + PYTHIA 8, PH-2J + HERWIG++, PH-3J + PYTHIA 8, and HERWIG 7 predictions to the normalized inclusive 3-jet cross section differential in  $\Delta\phi_{2j}^{\min}$ , for all  $p_T^{\max}$  regions. The solid band indicates the total experimental uncertainty and the vertical bars on the points represent the statistical uncertainties of the simulated data

The leading order (LO) PYTHIA 8 dijet event generator exhibits small deviations from the  $\Delta\phi_{1,2}$  measurements but shows significant deviations at low- $p_T$  in the  $\Delta\phi_{2j}^{\min}$  distributions. The HERWIG++ event generator exhibits the largest deviations of any of the generators for the  $\Delta\phi_{1,2}$  measurements, but provides a reasonable description of the  $\Delta\phi_{2j}^{\min}$  distributions. The tree-level multijet event generator MADGRAPH in combination with PYTHIA 8 for showering, hadronization, and multiparton interactions provides a good overall description of the measurements, except for the  $\Delta\phi_{2j}^{\min}$  distributions in the 4-jet case, where the generator deviates from the measurement mainly at high  $p_T^{\max}$ .

The dijet next-to-leading order (NLO) PH-2J event generator deviates from the  $\Delta\phi_{1,2}$  measurements, but provides a good description of the  $\Delta\phi_{2j}^{\min}$  observable. The predictions from the three-jet NLO PH-3J event generator exhibit large deviations from the measurements and describe the considered multijet observables in a less accurate way than the predictions from PH-2J. Parton shower contributions are responsible for the different behaviour of the PH-2J and PH-3J predictions. Finally, predictions from the dijet NLO HERWIG 7 event generator matched to parton shower contributions with the MC@NLO method provide a very good description of the



**Fig. 15** Ratios of PH-2J + PYTHIA 8, PH-2J + HERWIG++, PH-3J + PYTHIA 8, and HERWIG 7 predictions to the normalized inclusive 4-jet cross section differential in  $\Delta\phi_{2j}^{\min}$ , for all  $p_T^{\max}$  regions. The solid band indicates the total experimental uncertainty and the vertical bars on the points represent the statistical uncertainties of the simulated data

$\Delta\phi_{1,2}$  measurements, showing improvement in comparison to HERWIG++.

All these observations emphasize the need to improve predictions for multijet production. Similar observations, for the inclusive 2-jet cross sections differential in  $\Delta\phi_{1,2}$ , were reported previously by CMS [5] at a different centre-of-mass energy of 8 TeV. The extension of  $\Delta\phi_{1,2}$  correlations, and the measurement of the  $\Delta\phi_{2j}^{\min}$  distributions in inclusive 3- and 4-jet topologies are novel measurements of the present analysis.

**Acknowledgements** We thank Simon Plätzer and Simone Alioli for discussion and great help on setting up, respectively, the HERWIG 7 and the PH-3J simulation. We congratulate our colleagues in the CERN accelerator departments for the excellent performance of the LHC and thank the technical and administrative staffs at CERN and at other CMS institutes for their contributions to the success of the CMS effort. In addition, we gratefully acknowledge the computing centres and personnel of the Worldwide LHC Computing Grid for delivering so effectively the computing infrastructure essential to our analyses. Finally, we acknowledge the enduring support for the construction and operation of the LHC and the CMS detector provided by the following funding agencies: BMFWF and FWF (Austria); FNRS and FWO (Belgium); CNPq, CAPES, FAPERJ, and FAPESP (Brazil); MES (Bulgaria); CERN; CAS, MoST, and NSFC (China); COLCIENCIAS (Colombia); MSES and CSF (Croatia); RPF (Cyprus); SENESCYT (Ecuador); MoER, ERC IUT, and ERDF (Estonia); Academy of Finland, MEC, and HIP (Fin-

land); CEA and CNRS/IN2P3 (France); BMBF, DFG, and HGF (Germany); GSRT (Greece); OTKA and NIH (Hungary); DAE and DST (India); IPM (Iran); SFI (Ireland); INFN (Italy); MSIP and NRF (Republic of Korea); LAS (Lithuania); MOE and UM (Malaysia); BUAP, CINVESTAV, CONACYT, LNS, SEP, and UASLP-FAI (Mexico); MBIE (New Zealand); PAEC (Pakistan); MSHE and NSC (Poland); FCT (Portugal); JINR (Dubna); MON, RosAtom, RAS, RFBR and RAEP (Russia); MESTD (Serbia); SEIDI, CPAN, PCTI and FEDER (Spain); Swiss Funding Agencies (Switzerland); MST (Taipei); ThEPCenter, IPST, STAR, and NSTDA (Thailand); TUBITAK and TAEK (Turkey); NASU and SFFR (Ukraine); STFC (UK); DOE and NSF (USA). Individuals have received support from the Marie-Curie programme and the European Research Council and Horizon 2020 Grant, contract No. 675440 (European Union); the Leventis Foundation; the A. P. Sloan Foundation; the Alexander von Humboldt Foundation; the Belgian Federal Science Policy Office; the Fonds pour la Formation à la Recherche dans l'Industrie et dans l'Agriculture (FRIA-Belgium); the Agentschap voor Innovatie door Wetenschap en Technologie (IWT-Belgium); the Ministry of Education, Youth and Sports (MEYS) of the Czech Republic; the Council of Science and Industrial Research, India; the HOMING PLUS programme of the Foundation for Polish Science, cofinanced from European Union, Regional Development Fund, the Mobility Plus programme of the Ministry of Science and Higher Education, the National Science Center (Poland), contracts Harmonia 2014/14/M/ST2/00428, Opus 2014/13/B/ST2/02543, 2014/15/B/ST2/03998, and 2015/19/B/ST2/02861, Sonata-bis 2012/07/E/ST2/01406; the National Priorities Research Program by Qatar National Research Fund; the Programa Severo Ochoa del Principado de Asturias; the Thalís and Aristeia programmes cofinanced by EU-ESF and the Greek NSRF; the Rachadapisek Sompot Fund for Post-doctoral Fellowship, Chulalongkorn University and the Chulalongkorn Academic into Its 2nd Century Project Advancement Project (Thailand); the Welch Foundation, contract C-1845; and the Weston Havens Foundation (USA).

**Open Access** This article is distributed under the terms of the Creative Commons Attribution 4.0 International License (<http://creativecommons.org/licenses/by/4.0/>), which permits unrestricted use, distribution, and reproduction in any medium, provided you give appropriate credit to the original author(s) and the source, provide a link to the Creative Commons license, and indicate if changes were made. Funded by SCOAP<sup>3</sup>.

## References

1. D0 Collaboration, Measurement of dijet azimuthal decorrelations at central rapidities in  $p\bar{p}$  collisions at  $\sqrt{s} = 1.96$  TeV. *Phys. Rev. Lett.* **94**, 221801 (2005). <https://doi.org/10.1103/PhysRevLett.94.221801>. arXiv:hep-ex/0409040
2. D0 Collaboration, Measurement of the combined rapidity and  $p_T$  dependence of dijet azimuthal decorrelations in  $p\bar{p}$  collisions at  $\sqrt{s} = 1.96$  TeV. *Phys. Lett. B* **721**, 212 (2013). <https://doi.org/10.1016/j.physletb.2013.03.029>. arXiv:1212.1842
3. ATLAS Collaboration, Measurement of dijet azimuthal decorrelations in pp collisions at  $\sqrt{s} = 7$  TeV. *Phys. Rev. Lett.* **106**, 172002 (2011). <https://doi.org/10.1103/PhysRevLett.106.172002>. arXiv:1102.2696
4. CMS Collaboration, Dijet azimuthal decorrelations in pp collisions at  $\sqrt{s} = 7$  TeV. *Phys. Rev. Lett.* **106**, 122003 (2011). <https://doi.org/10.1103/PhysRevLett.106.122003>. arXiv:1101.5029
5. CMS Collaboration, Measurement of dijet azimuthal decorrelation in pp collisions at  $\sqrt{s} = 8$  TeV. *Eur. Phys. J. C* **76**, 536 (2016). <https://doi.org/10.1140/epjc/s10052-016-4346-8>. arXiv:1602.04384
6. ATLAS Collaboration, Measurement of three-jet production cross-sections in pp collisions at 7 TeV centre-of-mass energy using the ATLAS detector. *Eur. Phys. J. C* **75**, 228 (2015). <https://doi.org/10.1140/epjc/s10052-015-3363-3>. arXiv:1411.1855
7. ATLAS Collaboration, Measurement of four-jet differential cross sections in  $\sqrt{s} = 8$  TeV proton-proton collisions using the ATLAS detector. *JHEP* **12**, 105 (2015). [https://doi.org/10.1007/JHEP12\(2015\)105](https://doi.org/10.1007/JHEP12(2015)105). arXiv:1509.07335
8. CMS Collaboration, The CMS experiment at the CERN LHC. *JINST* **3**, S08004 (2008). <https://doi.org/10.1088/1748-0221/3/08/S08004>
9. T. Sjöstrand et al., An introduction to PYTHIA 8.2. *Comput. Phys. Commun.* **191**, 159 (2015). <https://doi.org/10.1016/j.cpc.2015.01.024>. arXiv:1410.3012
10. M. Bähr et al., Herwig++ physics and manual. *Eur. Phys. J. C* **58**, 639 (2008). <https://doi.org/10.1140/epjc/s10052-008-0798-9>. arXiv:0803.0883
11. B. Andersson, The lund model. *Camb. Monogr. Part. Phys. Nucl. Phys. Cosmol.* **7**, 1 (1997). [https://doi.org/10.1016/0375-9474\(87\)90510-0](https://doi.org/10.1016/0375-9474(87)90510-0)
12. B.R. Webber, A QCD model for jet fragmentation including soft gluon interference. *Nucl. Phys. B* **238**, 492 (1984). [https://doi.org/10.1016/0550-3213\(84\)90333-X](https://doi.org/10.1016/0550-3213(84)90333-X)
13. CMS Collaboration, Event generator tunes obtained from underlying event and multiparton scattering measurements. *Eur. Phys. J. C* **76**, 155, (2016). <https://doi.org/10.1140/epjc/s10052-016-3988-x>. arXiv:1512.00815
14. NNPDF Collaboration, Parton distributions with QED corrections. *Nucl. Phys. B* **877**, 290 (2013). <https://doi.org/10.1016/j.nuclphysb.2013.10.010>. arXiv:1308.0598
15. NNPDF Collaboration, Unbiased global determination of parton distributions and their uncertainties at NNLO and at LO. *Nucl. Phys. B* **855**, 153 (2012). <https://doi.org/10.1016/j.nuclphysb.2011.09.024>. arXiv:1107.2652
16. J. Pumplin et al., New generation of parton distributions with uncertainties from global QCD analysis. *JHEP* **07**, 012 (2002). <https://doi.org/10.1088/1126-6708/2002/07/012>. arXiv:hep-ph/0201195
17. J. Alwall et al., The automated computation of tree-level and next-to-leading order differential cross sections, and their matching to parton shower simulations. *JHEP* **07**, 079 (2014). [https://doi.org/10.1007/JHEP07\(2014\)079](https://doi.org/10.1007/JHEP07(2014)079). arXiv:1405.0301
18. J. Alwall et al., Comparative study of various algorithms for the merging of parton showers and matrix elements in hadronic collisions. *Eur. Phys. J. C* **53**, 473 (2008). <https://doi.org/10.1140/epjc/s10052-007-0490-5>. arXiv:0706.2569
19. S. Mrenna, P. Richardson, Matching matrix elements and parton showers with HERWIG and PYTHIA. *JHEP* **05**, 040 (2004). <https://doi.org/10.1088/1126-6708/2004/05/040>. arXiv:hep-ph/0312274
20. S. Frixione, P. Nason, C. Oleari, Matching NLO QCD computations with parton shower simulations: the POWHEG method. *JHEP* **11**, 070 (2007). <https://doi.org/10.1088/1126-6708/2007/11/070>. arXiv:0709.2092
21. S. Alioli, P. Nason, C. Oleari, E. Re, A general framework for implementing NLO calculations in shower Monte Carlo programs: the POWHEG BOX. *JHEP* **06**, 043 (2010). [https://doi.org/10.1007/JHEP06\(2010\)043](https://doi.org/10.1007/JHEP06(2010)043). arXiv:1002.2581
22. P. Nason, A new method for combining NLO QCD with shower Monte Carlo algorithms. *JHEP* **11**, 040 (2004). <https://doi.org/10.1088/1126-6708/2004/11/040>. arXiv:hep-ph/0409146
23. J. Bellm et al., Herwig 7.0/Herwig++ 3.0 release note. *Eur. Phys. J. C* **76**, 196 (2016). <https://doi.org/10.1140/epjc/s10052-016-4018-8>. arXiv:1512.01178
24. S. Frixione, B.R. Webber, Matching NLO QCD computations and parton shower simulations. *JHEP* **06**, 029 (2002). <https://doi.org/10.1088/1126-6708/2002/06/029>. arXiv:hep-ph/0204244

25. R. Frederix, S. Frixione, Merging meets matching in MC@NLO. *JHEP* **12**, 061 (2012). [https://doi.org/10.1007/JHEP12\(2012\)061](https://doi.org/10.1007/JHEP12(2012)061). arXiv:1209.6215
26. S. Alioli et al., Jet pair production in POWHEG. *JHEP* **11**, 081 (2011). [https://doi.org/10.1007/JHEP04\(2011\)081](https://doi.org/10.1007/JHEP04(2011)081). arXiv:1012.3380
27. A. Kardos, P. Nason, C. Oleari, Three-jet production in POWHEG. *JHEP* **04**, 043 (2014). [https://doi.org/10.1007/JHEP04\(2014\)043](https://doi.org/10.1007/JHEP04(2014)043). arXiv:1402.4001
28. NNPDF Collaboration, Parton distributions for the LHC Run II. *JHEP* **04**, 040 (2015). [https://doi.org/10.1007/JHEP04\(2015\)040](https://doi.org/10.1007/JHEP04(2015)040). arXiv:1410.8849
29. L.A. Harland-Lang, A.D. Martin, P. Motylinski, R.S. Thorne, Parton distributions in the LHC era: MMHT 2014 PDFs. *Eur. Phys. J. C* **75**, 204 (2015). <https://doi.org/10.1140/epjc/s10052-015-3397-6>. arXiv:1412.3989
30. CMS Collaboration, The CMS high level trigger. *Eur. Phys. J. C* **46**, 605 (2006). <https://doi.org/10.1140/epjc/s2006-02495-8>. arXiv:hep-ex/0512077
31. CMS Collaboration, The CMS trigger system. *JINST* **12**, P01020 (2017). <https://doi.org/10.1088/1748-0221/12/01/P01020>. arXiv:1609.02366
32. CMS Collaboration, Particle-flow reconstruction and global event description with the CMS detector. *JINST* **12**, P10003 (2017). <https://doi.org/10.1088/1748-0221/12/10/P10003>. arXiv:1706.04965
33. M. Cacciari, G.P. Salam, G. Soyez, The anti- $k_t$  jet clustering algorithm. *JHEP* **04**, 063 (2008). <https://doi.org/10.1088/1126-6708/2008/04/063>. arXiv:0802.1189
34. M. Cacciari, G.P. Salam, G. Soyez, FastJet user manual. *Eur. Phys. J. C* **72**, 1896 (2012). <https://doi.org/10.1140/epjc/s10052-012-1896-2>. arXiv:1111.6097
35. CMS Collaboration, Jet energy scale and resolution in the CMS experiment in pp collisions at 8 TeV. *JINST* **12**, 02014 (2017). <https://doi.org/10.1088/1748-0221/12/02/P02014>. arXiv:1607.03663
36. GEANT4 Collaboration, GEANT4—a simulation toolkit. *Nucl. Instrum. Methods A* **506**, 250 (2003). [https://doi.org/10.1016/S0168-9002\(03\)01368-8](https://doi.org/10.1016/S0168-9002(03)01368-8)
37. CMS Collaboration, Description and performance of track and primary-vertex reconstruction with the CMS tracker. *JINST* **9**, P10009 (2014). <https://doi.org/10.1088/1748-0221/9/10/P10009>. arXiv:1405.6569
38. CMS Collaboration, Jet algorithms performance in 13 TeV data. CMS Physics Analysis Summary CMS-PAS-JME-16-003 (2017)
39. T. Auye, Unfolding algorithms and tests using RooUnfold. In *PHYSTAT 2011 Workshop on Statistical Issues Related to Discovery Claims in Search Experiments and Unfolding*, H. Prosper, L. Lyons, eds., p. 313. Geneva, Switzerland, (2011). <https://doi.org/10.5170/CERN-2011-006.313>. arXiv:1105.1160
40. M.H. Seymour, A. Siodmok, Constraining MPI models using  $\sigma_{\text{eff}}$  and recent Tevatron and LHC underlying event data. *JHEP* **10**, 113 (2013). [https://doi.org/10.1007/JHEP10\(2013\)113](https://doi.org/10.1007/JHEP10(2013)113). arXiv:1307.5015

## CMS Collaboration

### Yerevan Physics Institute, Yerevan, Armenia

A. M. Sirunyan, A. Tumasyan

### Institut für Hochenergiephysik, Vienna, Austria

W. Adam, F. Ambroggi, E. Asilar, T. Bergauer, J. Brandstetter, E. Brondolin, M. Dragicevic, J. Erö, M. Flechl, M. Friedl, R. Frühwirth<sup>1</sup>, V. M. Ghete, J. Grossmann, J. Hrubec, M. Jeitler<sup>1</sup>, A. König, N. Krammer, I. Krätschmer, D. Liko, T. Madlener, I. Mikulec, E. Pree, N. Rad, H. Rohringer, J. Schieck<sup>1</sup>, R. Schöfbeck, M. Spanring, D. Spitzbart, W. Waltenberger, J. Wittmann, C.-E. Wulz<sup>1</sup>, M. Zarucki

### Institute for Nuclear Problems, Minsk, Belarus

V. Chekhovsky, V. Mossolov, J. Suarez Gonzalez

### Universiteit Antwerpen, Antwerp, Belgium

E. A. De Wolf, D. Di Croce, X. Janssen, J. Lauwers, M. Van De Klundert, H. Van Haevermaet, P. Van Mechelen, N. Van Remortel

### Vrije Universiteit Brussel, Brussel, Belgium

S. Abu Zeid, F. Blekman, J. D'Hondt, I. De Bruyn, J. De Clercq, K. Deroover, G. Flouris, D. Lontkovskyi, S. Lowette, I. Marchesini, S. Moortgat, L. Moreels, Q. Python, K. Skovpen, S. Tavernier, W. Van Doninck, P. Van Mulders, I. Van Parijs

### Université Libre de Bruxelles, Brussel, Belgium

D. Beghin, H. Brun, B. Clerbaux, G. De Lentdecker, H. Delannoy, B. Dorney, G. Fasanella, L. Favart, R. Goldouzian, A. Grebenyuk, G. Karapostoli, T. Lenzi, J. Luetic, T. Maerschalk, A. Marinov, T. Seva, E. Starling, C. Vander Velde, P. Vanlaer, D. Vannerom, R. Yonamine, F. Zenoni, F. Zhang<sup>2</sup>

### Ghent University, Ghent, Belgium

A. Cimmino, T. Cornelis, D. Dobur, A. Fagot, M. Gul, I. Khvastunov<sup>3</sup>, D. Poyraz, C. Roskas, S. Salva, M. Tytgat, W. Verbeke, N. Zaganidis



**Université Catholique de Louvain, Louvain-la-Neuve, Belgium**

H. Bakhshiansohi, O. Bondu, S. Brochet, G. Bruno, C. Caputo, A. Caudron, P. David, S. De Visscher, C. Delaere, M. Delcourt, B. Francois, A. Giammanco, M. Komm, G. Krintiras, V. Lemaître, A. Magitteri, A. Mertens, M. Musich, K. Piotrkowski, L. Quertenmont, A. Saggio, M. Vidal Marono, S. Wertz, J. Zobec

**Centro Brasileiro de Pesquisas Físicas, Rio de Janeiro, Brazil**

W. L. Aldá Júnior, F. L. Alves, G. A. Alves, L. Brito, M. Correa Martins Junior, C. Hensel, A. Moraes, M. E. Pol, P. Rebello Teles

**Universidade do Estado do Rio de Janeiro, Rio de Janeiro, Brazil**

E. Belchior Batista Das Chagas, W. Carvalho, J. Chinellato<sup>4</sup>, E. Coelho, E. M. Da Costa, G. G. Da Silveira<sup>5</sup>, D. De Jesus Damiao, S. Fonseca De Souza, L. M. Huertas Guativa, H. Malbouisson, M. Melo De Almeida, C. Mora Herrera, L. Mundim, H. Nogima, L. J. Sanchez Rosas, A. Santoro, A. Sznajder, M. Thiel, E. J. Tonelli Manganote<sup>4</sup>, F. Torres Da Silva De Araujo, A. Vilela Pereira

**Universidade Estadual Paulista<sup>a</sup>, Universidade Federal do ABC<sup>b</sup>, São Paulo, Brazil**

S. Ahuja<sup>a</sup>, C. A. Bernardes<sup>a</sup>, T. R. Fernandez Perez Tomei<sup>a</sup>, E. M. Gregores<sup>b</sup>, P. G. Mercadante<sup>b</sup>, S. F. Novaes<sup>a</sup>, Sandra S. Padula<sup>a</sup>, D. Romero Abad<sup>b</sup>, J. C. Ruiz Vargas<sup>a</sup>

**Institute for Nuclear Research and Nuclear Energy, Bulgarian Academy of Sciences, Sofia, Bulgaria**

A. Aleksandrov, R. Hadjiiska, P. Iaydjiev, M. Misheva, M. Rodozov, M. Shopova, G. Sultanov

**University of Sofia, Sofia, Bulgaria**

A. Dimitrov, L. Litov, B. Pavlov, P. Petkov

**Beihang University, Beijing, China**

W. Fang<sup>6</sup>, X. Gao<sup>6</sup>, L. Yuan

**Institute of High Energy Physics, Beijing, China**

M. Ahmad, J. G. Bian, G. M. Chen, H. S. Chen, M. Chen, Y. Chen, C. H. Jiang, D. Leggat, H. Liao, Z. Liu, F. Romeo, S. M. Shaheen, A. Spiezia, J. Tao, C. Wang, Z. Wang, E. Yazgan, H. Zhang, S. Zhang, J. Zhao

**State Key Laboratory of Nuclear Physics and Technology, Peking University, Beijing, China**

Y. Ban, G. Chen, Q. Li, S. Liu, Y. Mao, S. J. Qian, D. Wang, Z. Xu

**Universidad de Los Andes, Bogotá, Colombia**

C. Avila, A. Cabrera, C. A. Carrillo Montoya, L. F. Chaparro Sierra, C. Florez, C. F. González Hernández, J. D. Ruiz Alvarez, M. A. Segura Delgado

**University of Split, Faculty of Electrical Engineering, Mechanical Engineering and Naval Architecture, Split, Croatia**

B. Courbon, N. Godinovic, D. Lelas, I. Puljak, P. M. Ribeiro Cipriano, T. Sculac

**University of Split, Faculty of Science, Split, Croatia**

Z. Antunovic, M. Kovac

**Institute Rudjer Boskovic, Zagreb, Croatia**

V. Brigljevic, D. Ferencek, K. Kadija, B. Mesic, A. Starodumov<sup>7</sup>, T. Susa

**University of Cyprus, Nicosia, Cyprus**

M. W. Ather, A. Attikis, G. Mavromanolakis, J. Mousa, C. Nicolaou, F. Ptochos, P. A. Razis, H. Rykaczewski

**Charles University, Prague, Czech Republic**

M. Finger<sup>8</sup>, M. Finger Jr.<sup>8</sup>

**Universidad San Francisco de Quito, Quito, Ecuador**

E. Carrera Jarrin

**Academy of Scientific Research and Technology of the Arab Republic of Egypt, Egyptian Network of High Energy Physics, Cairo, Egypt**

A. A. Abdelalim<sup>9,10</sup>, Y. Mohammed<sup>11</sup>, E. Salama<sup>12,13</sup>



**National Institute of Chemical Physics and Biophysics, Tallinn, Estonia**

R. K. Dewanjee, M. Kadastik, L. Perrini, M. Raidal, A. Tiko, C. Veelken

**Department of Physics, University of Helsinki, Helsinki, Finland**

P. Eerola, H. Kirschenmann, J. Pekkanen, M. Voutilainen

**Helsinki Institute of Physics, Helsinki, Finland**

J. Havukainen, J. K. Heikkilä, T. Järvinen, V. Karimäki, R. Kinnunen, T. Lampén, K. Lassila-Perini, S. Laurila, S. Lehti, T. Lindén, P. Luukka, H. Siikonen, E. Tuominen, J. Tuominiemi

**Lappeenranta University of Technology, Lappeenranta, Finland**

T. Tuuva

**IRFU, CEA, Université Paris-Saclay, Gif-sur-Yvette, France**

M. Besancon, F. Couderc, M. Dejardin, D. Denegri, J. L. Faure, F. Ferri, S. Ganjour, S. Ghosh, P. Gras, G. Hamel de Monchenault, P. Jarry, I. Kucher, C. Leloup, E. Locci, M. Machet, J. Malcles, G. Negro, J. Rander, A. Rosowsky, M. Ö. Sahin, M. Titov

**Laboratoire Leprince-Ringuet, Ecole polytechnique, CNRS/IN2P3, Université Paris-Saclay, Palaiseau, France**

A. Abdulsalam, C. Amendola, I. Antropov, S. Baffioni, F. Beaudette, P. Busson, L. Cadamuro, C. Charlot, R. Granier de Cassagnac, M. Jo, S. Lisniak, A. Lobanov, J. MartinBlanco, M. Nguyen, C. Ochando, G. Ortona, P. Paganini, P. Pigard, R. Salerno, J. B. Sauvan, Y. Sirois, A. G. Stahl Leitner, T. Strebler, Y. Yilmaz, A. Zabi, A. Zghiche

**Université de Strasbourg, CNRS, IPHC UMR 7178, 67000 Strasbourg, France**

J.-L. Agram<sup>14</sup>, J. Andrea, D. Bloch, J.-M. Brom, M. Buttignol, E. C. Chabert, N. Chanon, C. Collard, E. Conte<sup>14</sup>, X. Coubez, J.-C. Fontaine<sup>14</sup>, D. Gelé, U. Goerlach, M. Jansová, A.-C. Le Bihan, N. Tonon, P. Van Hove

**Centre de Calcul de l'Institut National de Physique Nucleaire et de Physique des Particules, CNRS/IN2P3, Villeurbanne, France**

S. Gadrat

**Université de Lyon, Université Claude Bernard Lyon 1, CNRS-IN2P3, Institut de Physique Nucléaire de Lyon, Villeurbanne, France**

S. Beauceron, C. Bernet, G. Boudoul, R. Chierici, D. Contardo, P. Depasse, H. El Mamouni, J. Fay, L. Finco, S. Gascon, M. Gouzevitch, G. Grenier, B. Ille, F. Lagarde, I. B. Laktineh, M. Lethuillier, L. Mirabito, A. L. Pequegnot, S. Perries, A. Popov<sup>15</sup>, V. Sordini, M. VanderDonckt, S. Viret

**Georgian Technical University, Tbilisi, Georgia**

A. Khvedelidze<sup>8</sup>

**Tbilisi State University, Tbilisi, Georgia**

D. Lomidze

**RWTH Aachen University, I. Physikalisches Institut, Aachen, Germany**

C. Autermann, L. Feld, M. K. Kiesel, K. Klein, M. Lipinski, M. Preuten, C. Schomakers, J. Schulz, V. Zhukov<sup>15</sup>

**RWTH Aachen University, III. Physikalisches Institut A, Aachen, Germany**

A. Albert, E. Dietz-Laursonn, D. Duchardt, M. Endres, M. Erdmann, S. Erdweg, T. Esch, R. Fischer, A. Güth, M. Hamer, T. Hebbeker, C. Heidemann, K. Hoepfner, S. Knutzen, M. Merschmeyer, A. Meyer, P. Millet, S. Mukherjee, T. Pook, M. Radziej, H. Reithler, M. Rieger, F. Scheuch, D. Teyssier, S. Thüer

**RWTH Aachen University, III. Physikalisches Institut B, Aachen, Germany**

G. Flügge, B. Kargoll, T. Kress, A. Künsken, T. Müller, A. Nehr Korn, A. Nowack, C. Pistone, O. Pooth, A. Stahl<sup>16</sup>

**Deutsches Elektronen-Synchrotron, Hamburg, Germany**

M. Aldaya Martin, T. Arndt, C. Asawatrangkuldee, K. Beernaert, O. Behnke, U. Behrens, A. Bermúdez Martínez, A. A. Bin Anuar, K. Borras<sup>17</sup>, V. Botta, A. Campbell, P. Connor, C. Contreras-Campana, F. Costanza, C. DiezPardos, G. Eckerlin, D. Eckstein, T. Eichhorn, E. Eren, E. Gallo<sup>18</sup>, J. Garay Garcia, A. Geiser, J. M. Grados Luyando, A. Grohsjean, P. Gunnellini, M. Guthoff, A. Harb, J. Hauk, M. Hempel<sup>19</sup>, H. Jung, A. Kalogeropoulos, M. Kasemann, J. Keaveney, C. Kleinwort, I. Korol, D. Krücker, W. Lange, A. Lelek, T. Lenz, J. Leonard, K. Lipka, W. Lohmann<sup>19</sup>,

R. Mankel, I.-A. Melzer-Pellmann, A. B. Meyer, G. Mittag, J. Mnich, A. Mussgiller, E. Ntomari, D. Pitzl, A. Raspereza, M. Savitskyi, P. Saxena, R. Shevchenko, S. Spannagel, N. Stefaniuk, G. P. Van Onsem, R. Walsh, Y. Wen, K. Wichmann, C. Wissing, O. Zenaiev

**University of Hamburg, Hamburg, Germany**

R. Aggleton, S. Bein, V. Blobel, M. Centis Vignali, T. Dreyer, E. Garutti, D. Gonzalez, J. Haller, A. Hinzmann, M. Hoffmann, A. Karavdina, R. Klanner, R. Kogler, N. Kovalchuk, S. Kurz, T. Lapsien, D. Marconi, M. Meyer, M. Niedziela, D. Nowatschin, F. Pantaleo<sup>16</sup>, T. Peiffer, A. Perieanu, C. Scharf, P. Schleper, A. Schmidt, S. Schumann, J. Schwandt, J. Sonneveld, H. Stadie, G. Steinbrück, F. M. Stober, M. Stöver, H. Tholen, D. Troendle, E. Usai, A. Vanhoefer, B. Vormwald

**Institut für Experimentelle Kernphysik, Karlsruhe, Germany**

M. Akbiyik, C. Barth, M. Baselga, S. Baur, E. Butz, R. Caspart, T. Chwalek, F. Colombo, W. De Boer, A. Dierlamm, N. Faltermann, B. Freund, R. Friese, M. Giffels, M. A. Harrendorf, F. Hartmann<sup>16</sup>, S. M. Heindl, U. Husemann, F. Kassel<sup>16</sup>, S. Kudella, H. Mildner, M. U. Mozer, Th. Müller, M. Plagge, G. Quast, K. Rabbertz, M. Schröder, I. Shvetsov, G. Sieber, H. J. Simonis, R. Ulrich, S. Wayand, M. Weber, T. Weiler, S. Williamson, C. Wöhrmann, R. Wolf

**Institute of Nuclear and Particle Physics (INPP), NCSR Demokritos, Aghia Paraskevi, Greece**

G. Anagnostou, G. Daskalakis, T. Gerasis, A. Kyriakis, D. Loukas, I. Topsis-Giotis

**National and Kapodistrian University of Athens, Athens, Greece**

G. Karathanasis, S. Kesisoglou, A. Panagiotou, N. Saoulidou

**National Technical University of Athens, Athens, Greece**

K. Kousouris

**University of Ioánnina, Ioannina, Greece**

I. Evangelou, C. Foudas, P. Giannios, P. Kokkas, S. Mallios, N. Manthos, I. Papadopoulos, E. Paradas, J. Strologas, F. A. Triantis

**MTA-ELTE Lendület CMS Particle and Nuclear Physics Group, Eötvös Loránd University, Budapest, Hungary**

M. Csanad, N. Filipovic, G. Pasztor, O. Surányi, G. I. Veres<sup>20</sup>

**Wigner Research Centre for Physics, Budapest, Hungary**

G. Bencze, C. Hajdu, D. Horvath<sup>21</sup>, Á. Hunyadi, F. Sikler, V. Veszpremi

**Institute of Nuclear Research ATOMKI, Debrecen, Hungary**

N. Beni, S. Czellar, J. Karancsi<sup>22</sup>, A. Makovec, J. Molnar, Z. Szillasi

**Institute of Physics, University of Debrecen, Debrecen, Hungary**

M. Bartók<sup>20</sup>, P. Raics, Z. L. Trocsanyi, B. Ujvari

**Indian Institute of Science (IISc), Bangalore, India**

S. Choudhury, J. R. Komaragiri

**National Institute of Science Education and Research, Bhubaneswar, India**

S. Bahinipati<sup>23</sup>, S. Bhowmik, P. Mal, K. Mandal, A. Nayak<sup>24</sup>, D. K. Sahoo<sup>23</sup>, N. Sahoo, S. K. Swain

**Panjab University, Chandigarh, India**

S. Bansal, S. B. Beri, V. Bhatnagar, R. Chawla, N. Dhingra, A. K. Kalsi, A. Kaur, M. Kaur, S. Kaur, R. Kumar, P. Kumari, A. Mehta, J. B. Singh, G. Walia

**University of Delhi, Delhi, India**

Ashok Kumar, AashaqShah, A. Bhardwaj, S. Chauhan, B. C. Choudhary, R. B. Garg, S. Keshri, A. Kumar, S. Malhotra, M. Naimuddin, K. Ranjan, R. Sharma

**Saha Institute of Nuclear Physics, HBNI, Kolkata, India**

R. Bhardwaj, R. Bhattacharya, S. Bhattacharya, U. Bhawandeep, S. Dey, S. Dutt, S. Dutta, S. Ghosh, N. Majumdar, A. Modak, K. Mondal, S. Mukhopadhyay, S. Nandan, A. Purohit, A. Roy, S. Roy Chowdhury, S. Sarkar, M. Sharan, S. Thakur

**Indian Institute of Technology Madras, Chennai, India**

P. K. Behera

**Bhabha Atomic Research Centre, Mumbai, India**R. Chudasama, D. Dutta, V. Jha, V. Kumar, A. K. Mohanty<sup>16</sup>, P. K. Netrakanti, L. M. Pant, P. Shukla, A. Topkar**Tata Institute of Fundamental Research-A, Mumbai, India**

T. Aziz, S. Dugad, B. Mahakud, S. Mitra, G. B. Mohanty, N. Sur, B. Sutar

**Tata Institute of Fundamental Research-B, Mumbai, India**S. Banerjee, S. Bhattacharya, S. Chatterjee, P. Das, M. Guchait, Sa. Jain, S. Kumar, M. Maity<sup>25</sup>, G. Majumder, K. Mazumdar, T. Sarkar<sup>25</sup>, N. Wickramage<sup>26</sup>**Indian Institute of Science Education and Research (IISER), Pune, India**

S. Chauhan, S. Dube, V. Hegde, A. Kapoor, K. Kothekar, S. Pandey, A. Rane, S. Sharma

**Institute for Research in Fundamental Sciences (IPM), Tehran, Iran**S. Chenarani<sup>27</sup>, E. Eskandari Tadavani, S. M. Etesami<sup>27</sup>, M. Khakzad, M. Mohammadi Najafabadi, M. Naseri, S. Paktinat Mehdiabadi<sup>28</sup>, F. Rezaei Hosseinabadi, B. Safarzadeh<sup>29</sup>, M. Zeinali**University College Dublin, Dublin, Ireland**

M. Felcini, M. Grunewald

**INFN Sezione di Bari <sup>a</sup>, Università di Bari <sup>b</sup>, Politecnico di Bari <sup>c</sup>, Bari, Italy**M. Abbrescia<sup>a,b</sup>, C. Calabria<sup>a,b</sup>, A. Colaleo<sup>a</sup>, D. Creanza<sup>a,c</sup>, L. Cristella<sup>a,b</sup>, N. De Filippis<sup>a,c</sup>, M. De Palma<sup>a,b</sup>, F. Errico<sup>a,b</sup>, L. Fiore<sup>a</sup>, G. Iaselli<sup>a,c</sup>, S. Lezki<sup>a,b</sup>, G. Maggi<sup>a,c</sup>, M. Maggi<sup>a</sup>, G. Miniello<sup>a,b</sup>, S. My<sup>a,b</sup>, S. Nuzzo<sup>a,b</sup>, A. Pompili<sup>a,b</sup>, G. Pugliese<sup>a,c</sup>, R. Radogna<sup>a</sup>, A. Ranieri<sup>a</sup>, G. Selvaggi<sup>a,b</sup>, A. Sharma<sup>a</sup>, L. Silvestris<sup>a,16</sup>, R. Venditti<sup>a</sup>, P. Verwilligen<sup>a</sup>**INFN Sezione di Bologna <sup>a</sup>, Università di Bologna <sup>b</sup>, Bologna, Italy**G. Abbiendi<sup>a</sup>, C. Battilana<sup>a,b</sup>, D. Bonacorsi<sup>a,b</sup>, L. Borgonovi<sup>a,b</sup>, S. Braibant-Giacomelli<sup>a,b</sup>, R. Campanini<sup>a,b</sup>, P. Capiluppi<sup>a,b</sup>, A. Castro<sup>a,b</sup>, F. R. Cavallo<sup>a</sup>, S. S. Chhibra<sup>a</sup>, G. Codispoti<sup>a,b</sup>, M. Cuffiani<sup>a,b</sup>, G. M. Dallavalle<sup>a</sup>, F. Fabbri<sup>a</sup>, A. Fanfani<sup>a,b</sup>, D. Fasanella<sup>a,b</sup>, P. Giacomelli<sup>a</sup>, C. Grandi<sup>a</sup>, L. Guiducci<sup>a,b</sup>, S. Marcellini<sup>a</sup>, G. Masetti<sup>a</sup>, A. Montanari<sup>a</sup>, F. L. Navarria<sup>a,b</sup>, A. Perrotta<sup>a</sup>, A. M. Rossi<sup>a,b</sup>, T. Rovelli<sup>a,b</sup>, G. P. Siroli<sup>a,b</sup>, N. Tosi<sup>a</sup>**INFN Sezione di Catania <sup>a</sup>, Università di Catania <sup>b</sup>, Catania, Italy**S. Albergo<sup>a,b</sup>, S. Costa<sup>a,b</sup>, A. Di Mattia<sup>a</sup>, F. Giordano<sup>a,b</sup>, R. Potenza<sup>a,b</sup>, A. Tricomi<sup>a,b</sup>, C. Tuve<sup>a,b</sup>**INFN Sezione di Firenze <sup>a</sup>, Università di Firenze <sup>b</sup>, Florence, Italy**G. Barbagli<sup>a</sup>, K. Chatterjee<sup>a,b</sup>, V. Ciulli<sup>a,b</sup>, C. Civinini<sup>a</sup>, R. D'Alessandro<sup>a,b</sup>, E. Focardi<sup>a,b</sup>, P. Lenzi<sup>a,b</sup>, M. Meschini<sup>a</sup>, S. Paoletti<sup>a</sup>, L. Russo<sup>a,30</sup>, G. Sguazzoni<sup>a</sup>, D. Strom<sup>a</sup>, L. Viliani<sup>a,b,16</sup>**INFN Laboratori Nazionali di Frascati, Frascati, Italy**L. Benussi, S. Bianco, F. Fabbri, D. Piccolo, F. Primavera<sup>16</sup>**INFN Sezione di Genova <sup>a</sup>, Università di Genova <sup>b</sup>, Genoa, Italy**V. Calvelli<sup>a,b</sup>, F. Ferro<sup>a</sup>, E. Robutti<sup>a</sup>, S. Tosi<sup>a,b</sup>**INFN Sezione di Milano-Bicocca <sup>a</sup>, Università di Milano-Bicocca <sup>b</sup>, Milan, Italy**A. Benaglia<sup>a</sup>, A. Beschi<sup>b</sup>, L. Brianza<sup>a,b</sup>, F. Brivio<sup>a,b</sup>, V. Ciriolo<sup>a,b,16</sup>, M. E. Dinardo<sup>a,b</sup>, S. Fiorendi<sup>a,b</sup>, S. Gennai<sup>a</sup>, A. Ghezzi<sup>a,b</sup>, P. Govoni<sup>a,b</sup>, M. Malberti<sup>a,b</sup>, S. Malvezzi<sup>a</sup>, R. A. Manzoni<sup>a,b</sup>, D. Menasce<sup>a</sup>, L. Moroni<sup>a</sup>, M. Paganoni<sup>a,b</sup>, K. Pauwels<sup>a,b</sup>, D. Pedrini<sup>a</sup>, S. Pigazzini<sup>a,b,31</sup>, S. Ragazzi<sup>a,b</sup>, N. Redaelli<sup>a</sup>, T. Tabarelli de Fatis<sup>a,b</sup>**INFN Sezione di Napoli <sup>a</sup>, Università di Napoli 'Federico II' <sup>b</sup>, Napoli, Italy, Università della Basilicata <sup>c</sup>, Potenza, Italy, Università G. Marconi <sup>d</sup>, Rome, Italy**S. Buontempo<sup>a</sup>, N. Cavallo<sup>a,c</sup>, S. DiGuida<sup>a,d,16</sup>, F. Fabozzi<sup>a,c</sup>, F. Fienga<sup>a,b</sup>, A. O. M. Iorio<sup>a,b</sup>, W. A. Khan<sup>a</sup>, L. Lista<sup>a</sup>, S. Meola<sup>a,d,16</sup>, P. Paolucci<sup>a,16</sup>, C. Sciacca<sup>a,b</sup>, F. Thyssen<sup>a</sup>**INFN Sezione di Padova <sup>a</sup>, Università di Padova <sup>b</sup>, Padova, Italy, Università di Trento <sup>c</sup>, Trento, Italy**P. Azzi<sup>a</sup>, N. Bacchetta<sup>a</sup>, L. Benato<sup>a,b</sup>, D. Bisello<sup>a,b</sup>, A. Boletti<sup>a,b</sup>, R. Carlin<sup>a,b</sup>, A. Carvalho Antunes De Oliveira<sup>a,b</sup>, P. Checchia<sup>a</sup>, M. Dall'Osso<sup>a,b</sup>, P. De CastroManzano<sup>a</sup>, T. Dorigo<sup>a</sup>, U. Dosselli<sup>a</sup>, F. Gasparini<sup>a,b</sup>, U. Gasparini<sup>a,b</sup>

A. Gozzelino<sup>a</sup>, S. Lacaprara<sup>a</sup>, P. Lujan, M. Margoni<sup>a,b</sup>, A. T. Meneguzzo<sup>a,b</sup>, N. Pozzobon<sup>a,b</sup>, P. Ronchese<sup>a,b</sup>, R. Rossin<sup>a,b</sup>, F. Simonetto<sup>a,b</sup>, E. Torassa<sup>a</sup>, P. Zotto<sup>a,b</sup>, G. Zumerle<sup>a,b</sup>

**INFN Sezione di Pavia<sup>a</sup>, Università di Pavia<sup>b</sup>, Pavia, Italy**

A. Braghieri<sup>a</sup>, A. Magnani<sup>a</sup>, P. Montagna<sup>a,b</sup>, S. P. Ratti<sup>a,b</sup>, V. Re<sup>a</sup>, M. Ressegotti<sup>a,b</sup>, C. Riccardi<sup>a,b</sup>, P. Salvini<sup>a</sup>, I. Vai<sup>a,b</sup>, P. Vitulo<sup>a,b</sup>

**INFN Sezione di Perugia<sup>a</sup>, Università di Perugia<sup>b</sup>, Perugia, Italy**

L. Alunni Solestizi<sup>a,b</sup>, M. Biasini<sup>a,b</sup>, G. M. Bilei<sup>a</sup>, C. Cecchi<sup>a,b</sup>, D. Ciangottini<sup>a,b</sup>, L. Fanò<sup>a,b</sup>, P. Lariccia<sup>a,b</sup>, R. Leonardi<sup>a,b</sup>, E. Manoni<sup>a</sup>, G. Mantovani<sup>a,b</sup>, V. Mariani<sup>a,b</sup>, M. Menicelli<sup>a</sup>, A. Rossi<sup>a,b</sup>, A. Santocchia<sup>a,b</sup>, D. Spiga<sup>a</sup>

**INFN Sezione di Pisa<sup>a</sup>, Università di Pisa<sup>b</sup>, Scuola Normale Superiore di Pisa<sup>c</sup>, Pisa, Italy**

K. Androssov<sup>a</sup>, P. Azzurri<sup>a,16</sup>, G. Bagliesi<sup>a</sup>, T. Boccali<sup>a</sup>, L. Borrello, R. Castaldi<sup>a</sup>, M. A. Ciocci<sup>a,b</sup>, R. Dell'Orso<sup>a</sup>, G. Fedi<sup>a</sup>, L. Giannini<sup>a,c</sup>, A. Giassi<sup>a</sup>, M. T. Grippo<sup>a,30</sup>, F. Ligabue<sup>a,c</sup>, T. Lomtadze<sup>a</sup>, E. Manca<sup>a,c</sup>, G. Mandorli<sup>a,c</sup>, A. Messineo<sup>a,b</sup>, F. Palla<sup>a</sup>, A. Rizzi<sup>a,b</sup>, A. Savoy-Navarro<sup>a,32</sup>, P. Spagnolo<sup>a</sup>, R. Tenchini<sup>a</sup>, G. Tonelli<sup>a,b</sup>, A. Venturi<sup>a</sup>, P. G. Verdini<sup>a</sup>

**INFN Sezione di Roma<sup>a</sup>, Sapienza Università di Roma<sup>b</sup>, Rome, Italy**

L. Barone<sup>a,b</sup>, F. Cavallari<sup>a</sup>, M. Cipriani<sup>a,b</sup>, N. Daci<sup>a</sup>, D. Del Re<sup>a,b</sup>, E. Di Marco<sup>a,b</sup>, M. Diemoz<sup>a</sup>, S. Gelli<sup>a,b</sup>, E. Longo<sup>a,b</sup>, F. Margaroli<sup>a,b</sup>, B. Marzocchi<sup>a,b</sup>, P. Meridiani<sup>a</sup>, G. Organtini<sup>a,b</sup>, R. Paramatti<sup>a,b</sup>, F. Preiato<sup>a,b</sup>, S. Rahatlou<sup>a,b</sup>, C. Rovelli<sup>a</sup>, F. Santanastasio<sup>a,b</sup>

**INFN Sezione di Torino<sup>a</sup>, Università di Torino<sup>b</sup>, Torino, Italy, Università del Piemonte Orientale<sup>c</sup>, Novara, Italy**

N. Amapane<sup>a,b</sup>, R. Arcidiacono<sup>a,c</sup>, S. Argiro<sup>a,b</sup>, M. Arneodo<sup>a,c</sup>, N. Bartosik<sup>a</sup>, R. Bellan<sup>a,b</sup>, C. Biino<sup>a</sup>, N. Cartiglia<sup>a</sup>, F. Cenna<sup>a,b</sup>, M. Costa<sup>a,b</sup>, R. Covarelli<sup>a,b</sup>, A. Degano<sup>a,b</sup>, N. Demaria<sup>a</sup>, B. Kiani<sup>a,b</sup>, C. Mariotti<sup>a</sup>, S. Maselli<sup>a</sup>, E. Migliore<sup>a,b</sup>, V. Monaco<sup>a,b</sup>, E. Monteil<sup>a,b</sup>, M. Monteno<sup>a</sup>, M. M. Obertino<sup>a,b</sup>, L. Pacher<sup>a,b</sup>, N. Pastrone<sup>a</sup>, M. Pelliccioni<sup>a</sup>, G. L. PinnaAngioni<sup>a,b</sup>, F. Ravera<sup>a,b</sup>, A. Romero<sup>a,b</sup>, M. Ruspa<sup>a,c</sup>, R. Sacchi<sup>a,b</sup>, K. Shchelina<sup>a,b</sup>, V. Sola<sup>a</sup>, A. Solano<sup>a,b</sup>, A. Staiano<sup>a</sup>, P. Traczyk<sup>a,b</sup>

**INFN Sezione di Trieste<sup>a</sup>, Università di Trieste<sup>b</sup>, Trieste, Italy**

S. Belforte<sup>a</sup>, M. Casarsa<sup>a</sup>, F. Cossutti<sup>a</sup>, G. Della Ricca<sup>a,b</sup>, A. Zanetti<sup>a</sup>

**Kyungpook National University, Daegu, Korea**

D. H. Kim, G. N. Kim, M. S. Kim, J. Lee, S. Lee, S. W. Lee, C. S. Moon, Y. D. Oh, S. Sekmen, D. C. Son, Y. C. Yang

**Chonbuk National University, Jeonju, Korea**

A. Lee

**Chonnam National University, Institute for Universe and Elementary Particles, Kwangju, Korea**

H. Kim, D. H. Moon, G. Oh

**Hanyang University, Seoul, Korea**

J. A. Brochero Cifuentes, J. Goh, T. J. Kim

**Korea University, Seoul, Korea**

S. Cho, S. Choi, Y. Go, D. Gyun, S. Ha, B. Hong, Y. Jo, Y. Kim, K. Lee, K. S. Lee, S. Lee, J. Lim, S. K. Park, Y. Roh

**Seoul National University, Seoul, Korea**

J. Almond, J. Kim, J. S. Kim, H. Lee, K. Lee, K. Nam, S. B. Oh, B. C. Radburn-Smith, S. h. Seo, U. K. Yang, H. D. Yoo, G. B. Yu

**University of Seoul, Seoul, Korea**

H. Kim, J. H. Kim, J. S. H. Lee, I. C. Park

**Sungkyunkwan University, Suwon, Korea**

Y. Choi, C. Hwang, J. Lee, I. Yu

**Vilnius University, Vilnius, Lithuania**

V. Dudenias, A. Juodagalvis, J. Vaitkus

**National Centre for Particle Physics, Universiti Malaya, Kuala Lumpur, Malaysia**

I. Ahmed, Z. A. Ibrahim, M. A. B. Md Ali<sup>33</sup>, F. Mohamad Idris<sup>34</sup>, W. A. T. Wan Abdullah, M. N. Yusli, Z. Zolkapli

**Centro de Investigacion y de Estudios Avanzados del IPN, Mexico City, Mexico**

R. Reyes-Almanza, G. Ramirez-Sanchez, M. C. Duran-Osuna, H. Castilla-Valdez, E. De La Cruz-Burelo, I. Heredia-De La Cruz<sup>35</sup>, R. I. Rabadan-Trejo, R. Lopez-Fernandez, J. Mejia Guisao, A. Sanchez-Hernandez

**Universidad Iberoamericana, Mexico City, Mexico**

S. Carrillo Moreno, C. Oropeza Barrera, F. Vazquez Valencia

**Benemerita Universidad Autonoma de Puebla, Puebla, Mexico**

I. Pedraza, H. A. Salazar Ibarguen, C. Uribe Estrada

**Universidad Autónoma de San Luis Potosí, San Luis Potosí, Mexico**

A. Morelos Pineda

**University of Auckland, Auckland, New Zealand**

D. Krofcheck

**University of Canterbury, Christchurch, New Zealand**

P. H. Butler

**National Centre for Physics, Quaid-I-Azam University, Islamabad, Pakistan**

A. Ahmad, M. Ahmad, Q. Hassan, H. R. Hoorani, A. Saddique, M. A. Shah, M. Shoaib, M. Waqas

**National Centre for Nuclear Research, Swierk, Poland**

H. Bialkowska, M. Bluj, B. Boimska, T. Frueboes, M. Górski, M. Kazana, K. Nawrocki, M. Szeleper, P. Zalewski

**Institute of Experimental Physics, Faculty of Physics, University of Warsaw, Warsaw, Poland**

K. Bunkowski, A. Byszuk<sup>36</sup>, K. Doroba, A. Kalinowski, M. Konecki, J. Krolikowski, M. Misiura, M. Olszewski, A. Pyskir, M. Walczak

**Laboratório de Instrumentação e Física Experimental de Partículas, Lisbon, Portugal**

P. Bargassa, C. Beirão Da Cruz ESilva, A. Di Francesco, P. Faccioli, B. Galinhas, M. Gallinaro, J. Hollar, N. Leonardo, L. Lloret Iglesias, M. V. Nemallapudi, J. Seixas, G. Strong, O. Toldaiev, D. Vadrucio, J. Varela

**Joint Institute for Nuclear Research, Dubna, Russia**

I. Golutvin, V. Karjavin, I. Kashunin, V. Korenkov, G. Kozlov, A. Lanev, A. Malakhov, V. Matveev<sup>37,38</sup>, V. V. Mitsyn, V. Palichik, V. Perelygin, S. Shmatov, V. Smirnov, V. Trofimov, N. Voytishin, B. S. Yuldashev<sup>39</sup>, A. Zarubin, V. Zhiltsov

**Petersburg Nuclear Physics Institute, Gatchina, St. Petersburg, Russia**

Y. Ivanov, V. Kim<sup>40</sup>, E. Kuznetsova<sup>41</sup>, P. Levchenko, V. Murzin, V. Oreshkin, I. Smirnov, V. Sulimov, L. Uvarov, S. Vavilov, A. Vorobyev

**Institute for Nuclear Research, Moscow, Russia**

Yu. Andreev, A. Dermenev, S. Gninenko, N. Golubev, A. Karneyev, M. Kirsanov, N. Krasnikov, A. Pashenkov, D. Tlisov, A. Toropin

**Institute for Theoretical and Experimental Physics, Moscow, Russia**

V. Epshteyn, V. Gavrilov, N. Lychkovskaya, V. Popov, I. Pozdnyakov, G. Safronov, A. Spiridonov, A. Stepenov, M. Toms, E. Vlasov, A. Zhokin

**Moscow Institute of Physics and Technology, Moscow, Russia**

T. Aushev, A. Bylinkin<sup>38</sup>

**National Research Nuclear University 'Moscow Engineering Physics Institute' (MEPhI), Moscow, Russia**

M. Chadeeva<sup>42</sup>, O. Markin, P. Parygin, D. Philippov, S. Polikarpov, V. Rusinov

**P.N. Lebedev Physical Institute, Moscow, Russia**

V. Andreev, M. Azarkin<sup>38</sup>, I. Dremin<sup>38</sup>, M. Kirakosyan<sup>38</sup>, A. Terkulov

**Skobeltsyn Institute of Nuclear Physics, Lomonosov Moscow State University, Moscow, Russia**

A. Baskakov, A. Belyaev, E. Boos, M. Dubinin<sup>43</sup>, L. Dudko, A. Ershov, A. Gribushin, V. Klyukhin, O. Kodolova, I. Lokhtin, I. Miagkov, S. Obraztsov, S. Petrushanko, V. Savrin, A. Snigirev



**Novosibirsk State University (NSU), Novosibirsk, Russia**V. Blinov<sup>45</sup>, D. Shtol<sup>45</sup>, Y. Skovpen<sup>45</sup>**State Research Center of Russian Federation, Institute for High Energy Physics, Protvino, Russia**

I. Azhgirey, I. Bayshev, S. Bitioukov, D. Elumakhov, V. Kachanov, A. Kalinin, D. Konstantinov, P. Mandrik, V. Petrov, R. Ryutin, A. Sobol, S. Troshin, N. Tyurin, A. Uzunian, A. Volkov

**University of Belgrade, Faculty of Physics and Vinca Institute of Nuclear Sciences, Belgrade, Serbia**P. Adzic<sup>46</sup>, P. Cirkovic, D. Devetak, M. Dordevic, J. Milosevic, V. Rekovic**Centro de Investigaciones Energéticas Medioambientales y Tecnológicas (CIEMAT), Madrid, Spain**

J. Alcaraz Maestre, M. Barrio Luna, M. Cerrada, N. Colino, B. De La Cruz, A. Delgado Peris, A. Escalante Del Valle, C. Fernandez Bedoya, J. P. Fernández Ramos, J. Flix, M. C. Fouz, O. Gonzalez Lopez, S. Goy Lopez, J. M. Hernandez, M. I. Josa, D. Moran, A. Pérez-Calero Yzquierdo, J. PuertaPelayo, A. QuintarioOlmeda, I. Redondo, L. Romero, M. S. Soares, A. Álvarez Fernández

**Universidad Autónoma de Madrid, Madrid, Spain**

C. Albajar, J. F. de Trocóniz, M. Missiroli

**Universidad de Oviedo, Oviedo, Spain**

J. Cuevas, C. Erice, J. Fernandez Menendez, I. Gonzalez Caballero, J. R. González Fernández, E. Palencia Cortezon, S. Sanchez Cruz, P. Vischia, J. M. VizanGarcia

**Instituto de Física de Cantabria (IFCA), CSIC-Universidad de Cantabria, Santander, Spain**

I. J. Cabrillo, A. Calderon, B. ChazinQuero, E. Curras, J. Duarte Campderros, M. Fernandez, J. Garcia-Ferrero, G. Gomez, A. Lopez Virto, J. Marco, C. Martinez Rivero, P. Martinez Ruiz del Arbol, F. Matorras, J. Piedra Gomez, T. Rodrigo, A. Ruiz-Jimeno, L. Scodellaro, N. Trevisani, I. Vila, R. Vilar Cortabitarte

**CERN, European Organization for Nuclear Research, Geneva, Switzerland**D. Abbaneo, B. Akgun, E. Auffray, P. Baillon, A. H. Ball, D. Barney, J. Bendavid, M. Bianco, P. Bloch, A. Bocci, C. Botta, T. Camporesi, R. Castello, M. Cepeda, G. Cerminara, E. Chapon, Y. Chen, D. d'Enterria, A. Dabrowski, V. Daponte, A. David, M. De Gruttola, A. De Roeck, N. Deelen, M. Dobson, T. du Pree, M. Dünser, N. Dupont, A. Elliott-Peisert, P. Everaerts, F. Fallavollita, G. Franzoni, J. Fulcher, W. Funk, D. Gigi, A. Gilbert, K. Gill, F. Glege, D. Gulhan, P. Harris, J. Hegeman, V. Innocente, A. Jafari, P. Janot, O. Karacheban<sup>19</sup>, J. Kieseler, V. Knünz, A. Kornmayer, M. J. Kortelainen, M. Krammer<sup>1</sup>, C. Lange, P. Lecoq, C. Lourenço, M. T. Lucchini, L. Malgeri, M. Mannelli, A. Martelli, F. Meijers, J. A. Merlin, S. Mersi, E. Meschi, P. Milenovic<sup>46</sup>, F. Moortgat, M. Mulders, H. Neugebauer, J. Ngadiuba, S. Orfanelli, L. Orsini, L. Pape, E. Perez, M. Peruzzi, A. Petrilli, G. Petrucciani, A. Pfeiffer, M. Pierini, D. Rabady, A. Racz, T. Reis, G. Rolandi<sup>47</sup>, M. Rovere, H. Sakulin, C. Schäfer, C. Schwick, M. Seidel, M. Selvaggi, A. Sharma, P. Silva, P. Sphicas<sup>48</sup>, A. Stakia, J. Stegmann, M. Stoye, M. Tosi, D. Treille, A. Triossi, A. Tsirou, V. Veckalns<sup>49</sup>, M. Verweij, W. D. Zeuner**Paul Scherrer Institut, Villigen, Switzerland**W. Bertl<sup>†</sup>, L. Caminada<sup>50</sup>, K. Deiters, W. Erdmann, R. Horisberger, Q. Ingram, H. C. Kaestli, D. Kotlinski, U. Langenegger, T. Rohe, S. A. Wiederkehr**ETH Zurich - Institute for Particle Physics and Astrophysics (IPA), Zurich, Switzerland**

M. Backhaus, L. Bäni, P. Berger, L. Bianchini, B. Casal, G. Dissertori, M. Dittmar, M. Donegà, C. Dorfer, C. Grab, C. Heidegger, D. Hits, J. Hoss, G. Kasieczka, T. Klijsma, W. Lustermann, B. Mangano, M. Marionneau, M. T. Meinhard, D. Meister, F. Micheli, P. Musella, F. Nessi-Tedaldi, F. Pandolfi, J. Pata, F. Pauss, G. Perrin, L. Perrozzi, M. Quittnat, M. Reichmann, D. A. Sanz Becerra, M. Schönenberger, L. Shchutska, V. R. Tavolaro, K. Theofilatos, M. L. Vesterbacka Olsson, R. Wallny, D. H. Zhu

**Universität Zürich, Zurich, Switzerland**T. K. Aarrestad, C. Amsler<sup>51</sup>, M. F. Canelli, A. De Cosa, R. Del Burgo, S. Donato, C. Galloni, T. Hreus, B. Kilminster, D. Pinna, G. Rauco, P. Robmann, D. Salerno, K. Schweiger, C. Seitz, Y. Takahashi, A. Zucchetta**National Central University, Chung-Li, Taiwan**

V. Candelise, T. H. Doan, Sh. Jain, R. Khurana, C. M. Kuo, W. Lin, A. Pozdnyakov, S. S. Yu

**National Taiwan University (NTU), Taipei, Taiwan**

ArunKumar, P. Chang, Y. Chao, K. F. Chen, P. H. Chen, F. Fiori, W.-S. Hou, Y. Hsiung, Y. F. Liu, R.-S. Lu, E. Paganis, A. Psallidas, A. Steen, J. F. Tsai

**Chulalongkorn University, Faculty of Science, Department of Physics, Bangkok, Thailand**

B. Asavapibhop, K. Kovitangoon, G. Singh, N. Srimanobhas

**Çukurova University, Physics Department, Science and Art Faculty, Adana, Turkey**

A. Bat, F. Boran, S. Cerci<sup>52</sup>, S. Damarseekin, Z. S. Demiroglu, C. Dozen, I. Dumanoglu, S. Girgis, G. Gokbulut, Y. Guler, I. Hos<sup>53</sup>, E. E. Kangal<sup>54</sup>, O. Kara, A. KayisTopaksu, U. Kiminsu, M. Oglakci, G. Onengut<sup>55</sup>, K. Ozdemir<sup>56</sup>, D. Sunar Cerci<sup>52</sup>, B. Tali<sup>52</sup>, U. G. Tok, S. Turkcapar, I. S. Zorbakir, C. Zorbilmez

**Middle East Technical University, Physics Department, Ankara, Turkey**

B. Bilin, G. Karapinar<sup>57</sup>, K. Ocalan<sup>58</sup>, M. Yalvac, M. Zeyrek

**Bogazici University, Istanbul, Turkey**

E. Gülmez, M. Kaya<sup>59</sup>, O. Kaya<sup>60</sup>, S. Tekten, E. A. Yetkin<sup>61</sup>

**Istanbul Technical University, Istanbul, Turkey**

M. N. Agaras, S. Atay, A. Cakir, K. Cankocak, I. Köseoglu

**Institute for Scintillation Materials of National Academy of Science of Ukraine, Kharkov, Ukraine**

B. Grynyov

**National Scientific Center, Kharkov Institute of Physics and Technology, Kharkov, Ukraine**

L. Levchuk

**University of Bristol, Bristol, UK**

F. Ball, L. Beck, J. J. Brooke, D. Burns, E. Clement, D. Cussans, O. Davignon, H. Flacher, J. Goldstein, G. P. Heath, H. F. Heath, L. Kreczko, D. M. Newbold<sup>62</sup>, S. Paramesvaran, T. Sakuma, S. Seif El Nasr-storey, D. Smith, V. J. Smith

**Rutherford Appleton Laboratory, Didcot, UK**

K. W. Bell, A. Belyaev<sup>63</sup>, C. Brew, R. M. Brown, L. Calligaris, D. Cieri, D. J. A. Cockerill, J. A. Coughlan, K. Harder, S. Harper, J. Linacre, E. Olaiya, D. Petyt, C. H. Shepherd-Themistocleous, A. Thea, I. R. Tomalin, T. Williams

**Imperial College, London, UK**

G. Auzinger, R. Bainbridge, J. Borg, S. Breeze, O. Buchmuller, A. Bundock, S. Casasso, M. Citron, D. Colling, L. Corpe, P. Dauncey, G. Davies, A. De Wit, M. Della Negra, R. Di Maria, A. Elwood, Y. Haddad, G. Hall, G. Iles, T. James, R. Lane, C. Laner, L. Lyons, A.-M. Magnan, S. Malik, L. Mastrolorenzo, T. Matsushita, J. Nash, A. Nikitenko<sup>6</sup>, V. Palladino, M. Pesaresi, D. M. Raymond, A. Richards, A. Rose, E. Scott, C. Seez, A. Shtipliyski, S. Summers, A. Tapper, K. Uchida, M. Vazquez Acosta<sup>64</sup>, T. Virdee<sup>16</sup>, N. Wardle, D. Winterbottom, J. Wright, S. C. Zenz

**Brunel University, Uxbridge, UK**

J. E. Cole, P. R. Hobson, A. Khan, P. Kyberd, I. D. Reid, L. Teodorescu, M. Turner, S. Zahid

**Baylor University, Waco, USA**

A. Borzou, K. Call, J. Dittmann, K. Hatakeyama, H. Liu, N. Pastika, C. Smith

**Catholic University of America, Washington, DC, USA**

R. Bartek, A. Dominguez

**The University of Alabama, Tuscaloosa, USA**

A. Buccilli, S. I. Cooper, C. Henderson, P. Rumerio, C. West

**Boston University, Boston, USA**

D. Arcaro, A. Avetisyan, T. Bose, D. Gastler, D. Rankin, C. Richardson, J. Rohlf, L. Sulak, D. Zou

**Brown University, Providence, USA**

G. Benelli, D. Cutts, A. Garabedian, M. Hadley, J. Hakala, U. Heintz, J. M. Hogan, K. H. M. Kwok, E. Laird, G. Landsberg, J. Lee, Z. Mao, M. Narain, J. Pazzini, S. Piperov, S. Sagir, R. Syarif, D. Yu

**University of California, Davis, Davis, USA**

R. Band, C. Brainerd, R. Breedon, D. Burns, M. Calderon De La Barca Sanchez, M. Chertok, J. Conway, R. Conway, P. T. Cox, R. Erbacher, C. Flores, G. Funk, W. Ko, R. Lander, C. Mclean, M. Mulhearn, D. Pellett, J. Pilot, S. Shalhout, M. Shi, J. Smith, D. Stolp, K. Tos, M. Tripathi, Z. Wang

**University of California, Los Angeles, USA**

M. Bachtis, C. Bravo, R. Cousins, A. Dasgupta, A. Florent, J. Hauser, M. Ignatenko, N. Mccoll, S. Regnard, D. Saltzberg, C. Schnaible, V. Valuev

**University of California, Riverside, Riverside, USA**

E. Bouvier, K. Burt, R. Clare, J. Ellison, J. W. Gary, S. M. A. Ghiasi Shirazi, G. Hanson, J. Heilman, E. Kennedy, F. Lacroix, O. R. Long, M. Olmedo Negrete, M. I. Paneva, W. Si, L. Wang, H. Wei, S. Wimpenny, B. R. Yates

**University of California, San Diego, La Jolla, USA**

J. G. Branson, S. Cittolin, M. Derdzinski, R. Gerosa, D. Gilbert, B. Hashemi, A. Holzner, D. Klein, G. Kole, V. Krutelyov, J. Letts, I. Macneill, M. Masciovecchio, D. Olivito, S. Padhi, M. Pieri, M. Sani, V. Sharma, S. Simon, M. Tadel, A. Vartak, S. Wasserbaech<sup>65</sup>, J. Wood, F. Würthwein, A. Yagil, G. Zevi Della Porta

**University of California, Santa Barbara - Department of Physics, Santa Barbara, USA**

N. Amin, R. Bhandari, J. Bradmiller-Feld, C. Campagnari, A. Dishaw, V. Dutta, M. Franco Sevilla, F. Golf, L. Gouskos, R. Heller, J. Incandela, A. Ovcharova, H. Qu, J. Richman, D. Stuart, I. Suarez, J. Yoo

**California Institute of Technology, Pasadena, USA**

D. Anderson, A. Bornheim, J. M. Lawhorn, H. B. Newman, T. Nguyen, C. Pena, M. Spiropulu, J. R. Vlimant, S. Xie, Z. Zhang, R. Y. Zhu

**Carnegie Mellon University, Pittsburgh, USA**

M. B. Andrews, T. Ferguson, T. Mudholkar, M. Paulini, J. Russ, M. Sun, H. Vogel, I. Vorobiev, M. Weinberg

**University of Colorado Boulder, Boulder, USA**

J. P. Cumalat, W. T. Ford, F. Jensen, A. Johnson, M. Krohn, S. Leontsinis, T. Mulholland, K. Stenson, S. R. Wagner

**Cornell University, Ithaca, USA**

J. Alexander, J. Chaves, J. Chu, S. Dittmer, K. McDermott, N. Mirman, J. R. Patterson, D. Quach, A. Rinkevicius, A. Ryd, L. Skinnari, L. Soffi, S. M. Tan, Z. Tao, J. Thom, J. Tucker, P. Wittich, M. Zientek

**Fermi National Accelerator Laboratory, Batavia, USA**

S. Abdullin, M. Albrow, M. Alyari, G. Apollinari, A. Apresyan, A. Apyan, S. Banerjee, L. A. T. Bauerdick, A. Beretvas, J. Berryhill, P. C. Bhat, G. Bolla<sup>†</sup>, K. Burkett, J. N. Butler, A. Canepa, G. B. Cerati, H. W. K. Cheung, F. Chlebana, M. Cremonesi, J. Duarte, V. D. Elvira, J. Freeman, Z. Gecse, E. Gottschalk, L. Gray, D. Green, S. Grünendahl, O. Gutsche, R. M. Harris, S. Hasegawa, J. Hirschauer, Z. Hu, B. Jayatilaka, S. Jindariani, M. Johnson, U. Joshi, B. Klima, B. Kreis, S. Lammel, D. Lincoln, R. Lipton, M. Liu, T. Liu, R. Lopes De Sá, J. Lykken, K. Maeshima, N. Magini, J. M. Marraffino, D. Mason, P. McBride, P. Merkel, S. Mrenna, S. Nahn, V. O'Dell, K. Pedro, O. Prokofyev, G. Rakness, L. Ristori, B. Schneider, E. Sexton-Kennedy, A. Soha, W. J. Spalding, L. Spiegel, S. Stoynev, J. Strait, N. Strobbe, L. Taylor, S. Tkaczyk, N. V. Tran, L. Uplegger, E. W. Vaandering, C. Vernieri, M. Verzocchi, R. Vidal, M. Wang, H. A. Weber, A. Whitbeck

**University of Florida, Gainesville, USA**

D. Acosta, P. Avery, P. Bortignon, D. Bourilkov, A. Brinkerhoff, A. Carnes, M. Carver, D. Curry, R. D. Field, I. K. Furic, S. V. Gleyzer, B. M. Joshi, J. Konigsberg, A. Korytov, K. Kotov, P. Ma, K. Matchev, H. Mei, G. Mitselmakher, D. Rank, K. Shi, D. Sperka, N. Terentyev, L. Thomas, J. Wang, S. Wang, J. Yelton

**Florida International University, Miami, USA**

Y. R. Joshi, S. Linn, P. Markowitz, J. L. Rodriguez

**Florida State University, Tallahassee, USA**

A. Ackert, T. Adams, A. Askew, S. Hagopian, V. Hagopian, K. F. Johnson, T. Kolberg, G. Martinez, T. Perry, H. Prosper, A. Saha, A. Santra, V. Sharma, R. Yohay

**Florida Institute of Technology, Melbourne, USA**

M. M. Baarmand, V. Bhopatkar, S. Colafranceschi, M. Hohlmann, D. Noonan, T. Roy, F. Yumiceva

**University of Illinois at Chicago (UIC), Chicago, USA**

M. R. Adams, L. Apanasevich, D. Berry, R. R. Betts, R. Cavanaugh, X. Chen, O. Evdokimov, C. E. Gerber, D. A. Hangal, D. J. Hofman, K. Jung, J. Kamin, I. D. Sandoval Gonzalez, M. B. Tonjes, H. Trauger, N. Varelas, H. Wang, Z. Wu, J. Zhang

**The University of Iowa, Iowa City, USA**

B. Bilki<sup>66</sup>, W. Clarida, K. Dilsiz<sup>67</sup>, S. Durgut, R. P. Gandrajula, M. Haytmyradov, V. Khristenko, J.-P. Merlo, H. Mermerkaya<sup>68</sup>, A. Mestvirishvili, A. Moeller, J. Nachtman, H. Ogul<sup>69</sup>, Y. Onel, F. Ozok<sup>70</sup>, A. Penzo, C. Snyder, E. Tiras, J. Wetzel, K. Yi

**Johns Hopkins University, Baltimore, USA**

B. Blumenfeld, A. Cocoros, N. Eminizer, D. Fehling, L. Feng, A. V. Gritsan, P. Maksimovic, J. Roskes, U. Sarica, M. Swartz, M. Xiao, C. You

**The University of Kansas, Lawrence, USA**

A. Al-bataineh, P. Baringer, A. Bean, S. Boren, J. Bowen, J. Castle, S. Khalil, A. Kropivnitskaya, D. Majumder, W. Mcbrayer, M. Murray, C. Royon, S. Sanders, E. Schmitz, J. D. Tapia Takaki, Q. Wang

**Kansas State University, Manhattan, USA**

A. Ivanov, K. Kaadze, Y. Maravin, A. Mohammadi, L. K. Saini, N. Skhirtladze, S. Toda

**Lawrence Livermore National Laboratory, Livermore, USA**

F. Rebassoo, D. Wright

**University of Maryland, College Park, USA**

C. Anelli, A. Baden, O. Baron, A. Belloni, S. C. Eno, Y. Feng, C. Ferraioli, N. J. Hadley, S. Jabeen, G. Y. Jeng, R. G. Kellogg, J. Kunkle, A. C. Mignerey, F. Ricci-Tam, Y. H. Shin, A. Skuja, S. C. Tonwar

**Massachusetts Institute of Technology, Cambridge, USA**

D. Abercrombie, B. Allen, V. Azzolini, R. Barbieri, A. Baty, R. Bi, S. Brandt, W. Busza, I. A. Cali, M. D'Alfonso, Z. Demiragli, G. GomezCeballos, M. Goncharov, D. Hsu, M. Hu, Y. Iiyama, G. M. Innocenti, M. Klute, D. Kovalskyi, Y. S. Lai, Y.-J. Lee, A. Levin, P. D. Luckey, B. Maier, A. C. Marini, C. McGinn, C. Mironov, S. Narayanan, X. Niu, C. Paus, C. Roland, G. Roland, J. Salfeld-Nebgen, G. S. F. Stephens, K. Tatar, D. Velicanu, J. Wang, T. W. Wang, B. Wyslouch

**University of Minnesota, Minneapolis, USA**

A. C. Benvenuti, R. M. Chatterjee, A. Evans, P. Hansen, J. Hiltbrand, S. Kalafut, Y. Kubota, Z. Lesko, J. Mans, S. Nourbakhsh, N. Ruckstuhl, R. Rusack, J. Turkewitz, M. A. Wadud

**University of Mississippi, Oxford, USA**

J. G. Acosta, S. Oliveros

**University of Nebraska-Lincoln, Lincoln, USA**

E. Avdeeva, K. Bloom, D. R. Claes, C. Fangmeier, R. Gonzalez Suarez, R. Kamalieddin, I. Kravchenko, J. Monroy, J. E. Siado, G. R. Snow, B. Stieger

**State University of New York at Buffalo, Buffalo, USA**

J. Dolen, A. Godshalk, C. Harrington, I. Iashvili, D. Nguyen, A. Parker, S. Rappoccio, B. Roobahani

**Northeastern University, Boston, USA**

G. Alverson, E. Barberis, A. Hortiangtham, A. Massironi, D. M. Morse, T. Orimoto, R. Teixeira De Lima, D. Trocino, D. Wood

**Northwestern University, Evanston, USA**

S. Bhattacharya, O. Charaf, K. A. Hahn, N. Mucia, N. Odell, B. Pollack, M. H. Schmitt, K. Sung, M. Trovato, M. Velasco

**University of Notre Dame, Notre Dame, USA**

N. Dev, M. Hildreth, K. Hurtado Anampa, C. Jessop, D. J. Karmgard, N. Kellams, K. Lannon, W. Li, N. Loukas,

N. Marinelli, F. Meng, C. Mueller, Y. Musienko<sup>37</sup>, M. Planer, A. Reinsvold, R. Ruchti, P. Siddireddy, G. Smith, S. Taroni, M. Wayne, A. Wightman, M. Wolf, A. Woodard

**The Ohio State University, Columbus, USA**

J. Alimena, L. Antonelli, B. Bylsma, L. S. Durkin, S. Flowers, B. Francis, A. Hart, C. Hill, W. Ji, B. Liu, W. Luo, B. L. Winer, H. W. Wulsin

**Princeton University, Princeton, USA**

S. Cooperstein, O. Driga, P. Elmer, J. Hardenbrook, P. Hebda, S. Higginbotham, D. Lange, J. Luo, D. Marlow, K. Mei, I. Ojalvo, J. Olsen, C. Palmer, P. Piroué, D. Stickland, C. Tully

**University of Puerto Rico, Mayagüez, USA**

S. Malik, S. Norberg

**Purdue University, West Lafayette, USA**

A. Barker, V. E. Barnes, S. Das, S. Folgueras, L. Gutay, M. K. Jha, M. Jones, A. W. Jung, A. Khatiwada, D. H. Miller, N. Neumeister, C. C. Peng, H. Qiu, J. F. Schulte, J. Sun, F. Wang, W. Xie

**Purdue University Northwest, Hammond, USA**

T. Cheng, N. Parashar, J. Stupak

**Rice University, Houston, USA**

A. Adair, Z. Chen, K. M. Ecklund, S. Freed, F. J. M. Geurts, M. Guilbaud, M. Kilpatrick, W. Li, B. Michlin, M. Northup, B. P. Padley, J. Roberts, J. Rorie, W. Shi, Z. Tu, J. Zabel, A. Zhang

**University of Rochester, Rochester, USA**

A. Bodek, P. de Barbaro, R. Demina, Y. T. Duh, T. Ferbel, M. Galanti, A. Garcia-Bellido, J. Han, O. Hindrichs, A. Khukhunaishvili, K. H. Lo, P. Tan, M. Verzetti

**The Rockefeller University, New York, USA**

R. Ciesielski, K. Goulianos, C. Mesropian

**Rutgers, The State University of New Jersey, Piscataway, USA**

A. Agapitos, J. P. Chou, Y. Gershtein, T. A. Gómez Espinosa, E. Halkiadakis, M. Heindl, E. Hughes, S. Kaplan, R. Kunnawalkam Elayavalli, S. Kyriacou, A. Lath, R. Montalvo, K. Nash, M. Osherson, H. Saka, S. Salur, S. Schnetzer, D. Sheffield, S. Somalwar, R. Stone, S. Thomas, P. Thomassen, M. Walker

**University of Tennessee, Knoxville, USA**

A. G. Delannoy, M. Foerster, J. Heideman, G. Riley, K. Rose, S. Spanier, K. Thapa

**Texas A&M University, College Station, USA**

O. Bouhali<sup>71</sup>, A. Castaneda Hernandez<sup>71</sup>, A. Celik, M. Dalchenko, M. De Mattia, A. Delgado, S. Dildick, R. Eusebi, J. Gilmore, T. Huang, T. Kamon<sup>72</sup>, R. Mueller, Y. Pakhotin, R. Patel, A. Perloff, L. Perniè, D. Rathjens, A. Safonov, A. Tatarinov, K. A. Ulmer

**Texas Tech University, Lubbock, USA**

N. Akchurin, J. Damgov, F. De Guio, P. R. Duerdo, J. Faulkner, E. Gurpinar, S. Kunori, K. Lamichhane, S. W. Lee, T. Libeiro, T. Mengke, S. Muthumuni, T. Peltola, S. Undleeb, I. Volobouev, Z. Wang

**Vanderbilt University, Nashville, USA**

S. Greene, A. Gurrola, R. Janjam, W. Johns, C. Maguire, A. Melo, H. Ni, K. Padeken, P. Sheldon, S. Tuo, J. Velkovska, Q. Xu

**University of Virginia, Charlottesville, USA**

M. W. Arenton, P. Barria, B. Cox, R. Hirosky, M. Joyce, A. Ledovskoy, H. Li, C. Neu, T. Sinthuprasith, Y. Wang, E. Wolfe, F. Xia

**Wayne State University, Detroit, USA**

R. Harr, P. E. Karchin, N. Poudyal, J. Sturdy, P. Thapa, S. Zaleski



**University of Wisconsin-Madison, Madison, WI, USA**

M. Brodski, J. Buchanan, C. Caillol, S. Dasu, L. Dodd, S. Duric, B. Gomber, M. Grothe, M. Herndon, A. Hervé, U. Hussain, P. Klabbers, A. Lanaro, A. Levine, K. Long, R. Loveless, T. Ruggles, A. Savin, N. Smith, W. H. Smith, D. Taylor, N. Woods

**† Deceased**

- 1: Also at Vienna University of Technology, Vienna, Austria
- 2: Also at State Key Laboratory of Nuclear Physics and Technology, Peking University, Beijing, China
- 3: Also at IRFU, CEA, Université Paris-Saclay, Gif-sur-Yvette, France
- 4: Also at Universidade Estadual de Campinas, Campinas, Brazil
- 5: Also at Universidade Federal de Pelotas, Pelotas, Brazil
- 6: Also at Université Libre de Bruxelles, Brussels, Belgium
- 7: Also at Institute for Theoretical and Experimental Physics, Moscow, Russia
- 8: Also at Joint Institute for Nuclear Research, Dubna, Russia
- 9: Also at Helwan University, Cairo, Egypt
- 10: Now at Zewail City of Science and Technology, Zewail, Egypt

- 11: Now at Fayoum University, El-Fayoum, Egypt
- 12: Also at British University in Egypt, Cairo, Egypt
- 13: Now at Ain Shams University, Cairo, Egypt
- 14: Also at Université de Haute Alsace, Mulhouse, France
- 15: Also at Skobeltsyn Institute of Nuclear Physics, Lomonosov Moscow State University, Moscow, Russia
- 16: Also at CERN, European Organization for Nuclear Research, Geneva, Switzerland
- 17: Also at RWTH Aachen University, III. Physikalisches Institut A, Aachen, Germany
- 18: Also at University of Hamburg, Hamburg, Germany
- 19: Also at Brandenburg University of Technology, Cottbus, Germany
- 20: Also at MTA-ELTE Lendület CMS Particle and Nuclear Physics Group, Eötvös Loránd University, Budapest, Hungary
- 21: Also at Institute of Nuclear Research ATOMKI, Debrecen, Hungary
- 22: Also at Institute of Physics, University of Debrecen, Debrecen, Hungary
- 23: Also at Indian Institute of Technology Bhubaneswar, Bhubaneswar, India
- 24: Also at Institute of Physics, Bhubaneswar, India
- 25: Also at University of Visva-Bharati, Santiniketan, India
- 26: Also at University of Ruhuna, Matara, Sri Lanka
- 27: Also at Isfahan University of Technology, Isfahan, Iran
- 28: Also at Yazd University, Yazd, Iran
- 29: Also at Plasma Physics Research Center, Science and Research Branch, Islamic Azad University, Tehran, Iran
- 30: Also at Università degli Studi di Siena, Siena, Italy
- 31: Also at INFN Sezione di Milano-Bicocca; Università di Milano-Bicocca, Milan, Italy
- 32: Also at Purdue University, West Lafayette, USA
- 33: Also at International Islamic University of Malaysia, Kuala Lumpur, Malaysia
- 34: Also at Malaysian Nuclear Agency, MOSTI, Kajang, Malaysia
- 35: Also at Consejo Nacional de Ciencia y Tecnología, Mexico City, Mexico
- 36: Also at Warsaw University of Technology, Institute of Electronic Systems, Warsaw, Poland
- 37: Also at Institute for Nuclear Research, Moscow, Russia
- 38: Now at National Research Nuclear University 'Moscow Engineering Physics Institute' (MEPhI), Moscow, Russia
- 39: Also at Institute of Nuclear Physics of the Uzbekistan Academy of Sciences, Tashkent, Uzbekistan
- 40: Also at St. Petersburg State Polytechnical University, St. Petersburg, Russia
- 41: Also at University of Florida, Gainesville, USA
- 42: Also at P.N. Lebedev Physical Institute, Moscow, Russia
- 43: Also at California Institute of Technology, Pasadena, USA
- 44: Also at Budker Institute of Nuclear Physics, Novosibirsk, Russia
- 45: Also at Faculty of Physics, University of Belgrade, Belgrade, Serbia
- 46: Also at University of Belgrade, Faculty of Physics and Vinca Institute of Nuclear Sciences, Belgrade, Serbia
- 47: Also at Scuola Normale e Sezione dell'INFN, Pisa, Italy
- 48: Also at National and Kapodistrian University of Athens, Athens, Greece
- 49: Also at Riga Technical University, Riga, Latvia
- 50: Also at Universität Zürich, Zurich, Switzerland
- 51: Also at Stefan Meyer Institute for Subatomic Physics (SMI), Vienna, Austria
- 52: Also at Adiyaman University, Adiyaman, Turkey
- 53: Also at Istanbul Aydin University, Istanbul, Turkey
- 54: Also at Mersin University, Mersin, Turkey
- 55: Also at Cag University, Mersin, Turkey
- 56: Also at Piri Reis University, Istanbul, Turkey
- 57: Also at Izmir Institute of Technology, Izmir, Turkey
- 58: Also at Necmettin Erbakan University, Konya, Turkey
- 59: Also at Marmara University, Istanbul, Turkey
- 60: Also at Kafkas University, Kars, Turkey
- 61: Also at Istanbul Bilgi University, Istanbul, Turkey
- 62: Also at Rutherford Appleton Laboratory, Didcot, UK
- 63: Also at School of Physics and Astronomy, University of Southampton, Southampton, UK

- 64: Also at Instituto de Astrofísica de Canarias, La Laguna, Spain  
65: Also at Utah Valley University, Orem, USA  
66: Also at Beykent University, Istanbul, Turkey  
67: Also at Bingol University, Bingöl, Turkey  
68: Also at Erzincan University, Erzincan, Turkey  
69: Also at Sinop University, Sinop, Turkey  
70: Also at Mimar Sinan University, Istanbul, Istanbul, Turkey  
71: Also at Texas A&M University at Qatar, Doha, Qatar  
72: Also at Kyungpook National University, Daegu, Korea