


The KASCADE Cosmic-ray Data Centre KCDC: granting open access to astroparticle physics research data

A. Haungs^{1,a} , D. Kang¹, S. Schoo^{1,13}, D. Wochele¹, J. Wochele^{1,b}, W. D. Apel¹, J. C. Arteaga-Velázquez², K. Bekk¹, M. Bertainia³, J. Blümer¹, H. Bozdog¹, I. M. Brancus⁴, E. Cantoni^{3,14}, A. Chiavassa³, F. Cossavella^{1,15}, K. Daumiller¹, V. de Souza⁶, F. Di Piero³, P. Doll¹, R. Engel¹, B. Fuchs^{1,16}, D. Fuhrmann^{7,17}, A. Gherghel-Lascu⁴, H. J. Gils¹, R. Glasstetter⁷, C. Grupen⁸, D. Heck¹, J. R. Hörandel⁹, T. Huege¹, K. H. Kampert⁶, H. O. Klages¹, K. Link¹, P. Łuczak¹⁰, H. J. Mathes¹, H. J. Mayer¹, J. Milke¹, B. Mitrica³, C. Morello⁵, J. Oehlschläger¹, S. Ostapchenko¹¹, M. Petcu⁴, T. Pierog¹, H. Rebel¹, M. Roth¹, H. Schieler¹, F. G. Schröder¹, O. Sima¹², G. Toma⁴, G. C. Trinchero⁵, H. Ulrich¹, A. Weindl¹, J. Zabierowski¹⁰

- ¹ Institut für Kernphysik & Institut für Experimentelle Teilchenphysik, KIT, Karlsruher Institut für Technologie, Karlsruhe, Germany
² Universidad Michoacana, Instituto de Física y Matemáticas, Morelia, Mexico
³ Dipartimento di Fisica, Università degli Studi di Torino, Turin, Italy
⁴ National Institute of Physics and Nuclear Engineering, Bucharest, Romania
⁵ Istituto di Fisica dello Spazio Interplanetario, INAF Torino, Turin, Italy
⁶ Universidade São Paulo, Instituto de Física de São Carlos, São Carlos, Brasil
⁷ Fachbereich Physik, Universität Wuppertal, Wuppertal, Germany
⁸ Fachbereich Physik, Universität Siegen, Siegen, Germany
⁹ Dept. of Astrophysics, Radboud University Nijmegen, Nijmegen, The Netherlands
¹⁰ National Centre for Nuclear Research, Department of Astrophysics, Lodz, Poland
¹¹ Frankfurt Institute for Advanced Studies (FIAS), Frankfurt am Main, Germany
¹² Department of Physics, University of Bucharest, Bucharest, Romania
¹³ Present address: Siemens AG, Karlsruhe, Germany
¹⁴ Present address: INRIM, Turin, Italy
¹⁵ Present address: DLR Oberpfaffenhofen, Munich, Germany
¹⁶ Present address: DLR Stuttgart, Stuttgart, Germany
¹⁷ Present address: University of Duisburg-Essen, Duisburg, Germany

Received: 15 June 2018 / Accepted: 5 September 2018
© The Author(s) 2018

Abstract The ‘KASCADE Cosmic ray Data Centre’ is a web portal (<https://kcdc.ikp.kit.edu>), where the data of the astroparticle physics experiment KASCADE-Grande are made available for the interested public. The KASCADE experiment was a large-area detector for the measurement of high-energy cosmic rays via the detection of extensive air showers. The multi-detector installations KASCADE and its extension KASCADE-Grande stopped the active data acquisition in 2013 after more than 20 years of data taking. In several updates since our first release in 2013 with KCDC we provide the public measured and reconstructed parameters of more than 433 million air showers. In addition, KCDC provides meta data information and documentation to enable

a user outside the community of experts to perform their own data analysis. Simulation data from three different high energy interaction models have been made available as well as a compilation of measured and published spectra from various experiments. In addition, detailed educational examples shall encourage high-school students and early stage researchers to learn about astroparticle physics, cosmic radiation as well as the handling of Big Data and about the sustainable and public provision of scientific data.

1 Introduction

The KASCADE Cosmic ray Data Centre (KCDC) provides access to the collected cosmic-ray data of the KASCADE and the KASCADE-Grande experiments. In this paper we aim to introduce KCDC (logo see Fig. 1), where this publication will serve as the reference for users of the data provided by KCDC. We lay out the motivation behind and the need

I. M. Brancus: Deceased.

J. Blümer: Now Head of KIT Division V, Physics and Mathematics.

^a e-mail: andreas.haungs@kit.edu

^b e-mail: juergen.wochele@kit.edu



Fig. 1 Logo of KCDC (<https://kcdc.ikp.kit.edu>)

for such a kind of public data source and we discuss the available data sets. Furthermore we present the advantages for physicists and non-scientists alike using the data source and the advantages KCDC offers for open data publications. We describe shortly the evolution of KCDC and give finally an outlook on possible use-case analyses for the available data set and on the future of the KCDC project itself.

KASCADE and its extension KASCADE-Grande have obtained plentiful scientific results over 20 years measurements. We have significantly contributed to a better understanding of the energy spectrum and the elemental composition of primary cosmic rays in the energy range from 100 TeV to 1 EeV. In particular, several remarkable features have been observed in the all-particle energy spectrum as well as in the spectra of light and heavy cosmic rays: a kneelike structures in the light and heavy primary spectra at around 4 PeV and 80 PeV, respectively, and an ankle-like structure in the light primary spectrum at an energy of 100 PeV [1–3]. The latter implies for the first time that the transition from galactic to extra-galactic origin of cosmic rays might occur already below the so-called ankle in the energy spectrum. In addition, the large-scale cosmic-ray anisotropy in the PeV range was studied by application of the Rayleigh formalism to data of the KASCADE experiment [4]. Recently, we published a new result on upper limits to the diffuse flux of ultra-high energy gamma rays, which is also used to constrain astrophysical models of neutrino production in our Milky Way [5].

A first release [6] of KCDC is running since November 2013 with a positive response from the community and public users. Motivated by this success, we had several KCDC updates, the last major release, called NABOO 1.0, in February 2017 and NABOO 2.0 and 2.1 in October 2017 and March 2018, respectively. Presently we provide in different formats data from more than 433 million events from the three detector components KASCADE (representing the original KASCADE Array), the Central Hadron Calorimeter, and the array of the extension KASCADE-Grande. With the latest updates we provide as well simulations, separately for the three detector components for direct download as ROOT files and the data points of 88 published spectra from 21 experiments.

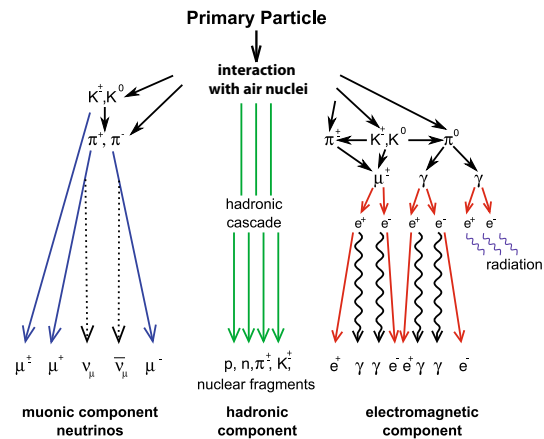


Fig. 2 Photograph of the KASCADE array with its central detector building (upper panel); Schematic view of an extensive air shower (EAS), where KASCADE is measuring the hadron, muon, and electron components (lower panel)

2 KASCADE-Grande

KASCADE-Grande (KARlsruhe Shower Core and Array DETector with its extension Grande) was an extensive air shower experiment array to study the cosmic ray primary composition and the hadronic interactions in the energy range $E_0 = 10^{14} - 10^{18}$ eV (Fig. 2). The experiment was situated on site of the Karlsruhe Institute of Technology (KIT), Campus North (the former Forschungszentrum Karlsruhe) (49.1°N, 8.4°E) at 110m asl, corresponding to an average atmospheric depth of 1022 g/cm^2 [7]. The main detector components of KASCADE-Grande were the KASCADE array (1996–2012), the Muon Tracking Detector and the Central Detector to measure the hadronic and muonic components in the center of the showers as well as the extension Grande (2003–2012) [8] to enlarge the detector area by a factor of 10 and to extend the accessible energy range to $E_0 = 10^{18}$ eV.

The radio antenna field LOPES [9] and the microwave experiment CROME [10] were also important components of the experimental set-up of KASCADE-Grande, where the data are not yet included in KCDC. The full facility was in operation until end of 2012. In this section we give a short introduction to the experimental set-up of KASCADE-

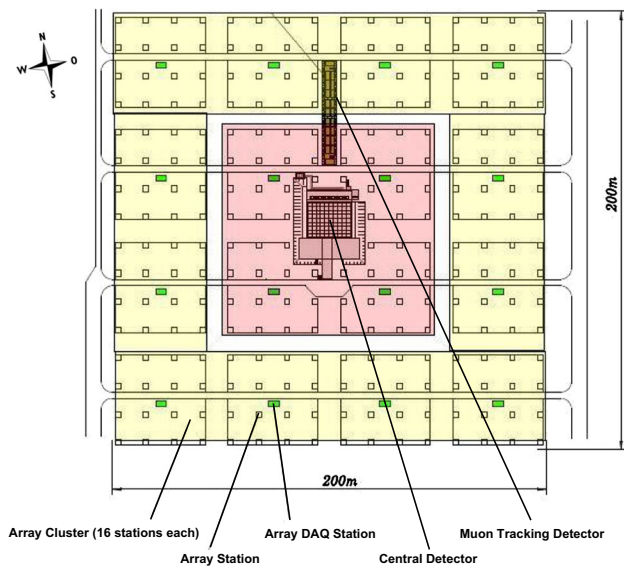


Fig. 3 Layout of the KASCADE array with the underground Muon Tracking Detector and the Central Detector of KASCADE. The red-shaded area indicates the four inner clusters with stations consisting of unshielded liquid scintillation detectors only, whereas the yellow-shaded area displays the outer 12 clusters with stations equipped with unshielded and shielded (muon) detectors

Grande, its main goals, and achievements of the 20-year running period.

2.1 Experimental set-up

2.1.1 The KASCADE array

The KASCADE array consisted of 252 scintillator detector stations set up in a regular grid with 13 m spacing covering an area of $200 \times 200 \text{ m}^2$. The stations are organized in 16 clusters of 4×4 stations each (Fig. 3). The stations of the inner 4 clusters contain 4 unshielded liquid scintillation detectors (e/γ detectors) each, to measure the charge particle component and the particle arrival times (red-shaded). The outer 12 cluster consists of 2 liquid scintillation detectors only (yellow-shaded) Set, but have in addition lead and iron absorber sheets (10 cm Pb and 4 cm Fe) underneath the e/γ detectors to measure the muonic shower component (Fig. 4). Here, vertical muons have a threshold of 230 MeV. Data are accumulated in the electronic station of each cluster independently and transmitted to the data acquisition system (DAQ).

2.1.2 The KASCADE central detector

The central detector located in the centre of the KASCADE array covered an area of $16 \times 20 \text{ m}^2$ and housed several detector components. The main part was the finely segmented hadron sampling calorimeter [11] to detect the hadronic com-

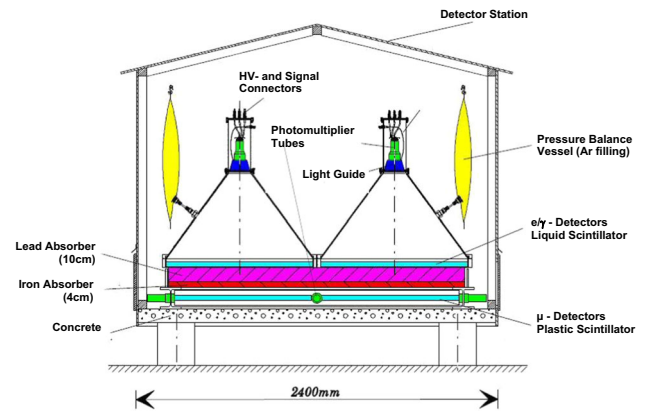


Fig. 4 The KASCADE array detector station as described in Sect. 2.1.1

ponent of an extensive air shower in about 11,000 warm-liquid ionization chambers filled with Tetramethylsilane (TMS) or Tetramethylpentane (TMP) and mounted between layers of iron absorbers. The thickness of the calorimeter corresponds to 11.5 nuclear interaction lengths, so that hadrons up to 25 TeV were absorbed with less than 2.5% energy leakage.

In the third gap from the top of the iron stack a layer of 456 scintillation detectors with a size of 0.45 m^2 was installed. This layer was mainly used for fast triggering. 50 scintillation detectors of the same type were placed on the top of the calorimeter. Below the iron stack layers of position sensitive gaseous detectors were used for the measurement of muon tracks. Data of these devices as well as data from the underground Muon Tracking Detector [12] placed in a tunnel north of the Central Detector are not yet included in KCDC.

2.1.3 The Grande array

During 2003 the Grande array was added to the KASCADE experiment extending its effective area, and thereby its upper energy limit, by a factor of ten. The Grande array [8] consisted of 37 detector stations installed in an irregular triangular grid with an average spacing of 137 m. It covered an area of approximately 0.5 km^2 (Fig. 5). Each detector station included a total of 10 m^2 of plastic scintillator subdivided into 16 individual modules each viewed from the bottom by a photomultiplier. The Grande array operated independently from the KASCADE array and measured the same parameters of the charged particle component. The 37 Grande stations were organized in 18 overlapping trigger clusters, where each cluster included seven detector stations: six in a hexagonal shape and a central one. The data acquisition is triggered by either a 4/7 coincidence from a cluster (4 stations in a compact configuration, trigger rate circa 5 Hz) or by a central trigger coming from KASCADE (circa 3.5 Hz). In addition, any full 7/7 coincidence (circa 0.5 Hz) from one of the 18 clusters

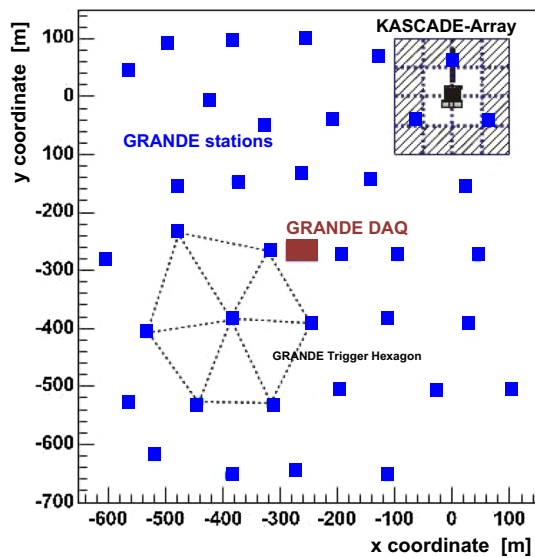


Fig. 5 The Grande Array layout as described in Sect. 2.1.3

is transmitted also to KASCADE as a KASCADE-Grande trigger to start KASCADE-Grande event acquisition. The Grande data analysis is in a first step performed by an independent processor in the reconstruction program.

2.2 The physics of KASCADE-Grande

The main goal of the measurements was the estimation of energy and mass of the primary particles in a wide energy range. The analysis is based on the combined investigation of the charged particle, the electron, and the muon components measured by the detector arrays of KASCADE and Grande. The excellent timing of the detectors leads to an angular resolution of about 0.1° in shower direction, which enables us to search also for large-scale anisotropies as well as for cosmic ray point sources [4,5,13].

The general idea of the data analyses of the KASCADE and KASCADE-Grande experiments is the determination of the chemical composition of cosmic rays in the primary energy range 10^{14} – 10^{18} eV by reconstructing individual mass group spectra. Structures observed in these individual spectra provide strong constraints to astrophysical models of origin and propagation of high-energy cosmic rays to reach a better understanding of energetic processes in our Universe. For the interpretation of air-shower measurements in terms of energy and mass of the particle or nucleus entering our atmosphere, models are in use, which describe the interactions at energies similar and higher than reachable in man-made accelerators. Systematic uncertainties due to these models are still the greatest obstacle in understanding cosmic radiation.

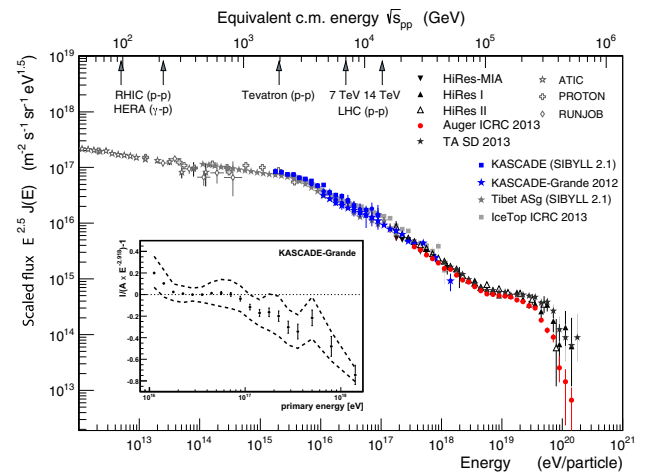


Fig. 6 The all-particle energy spectrum [16] obtained with KASCADE and KASCADE-Grande (based on the QGSJet-II model and unfolded, i.e. corrected for the reconstruction uncertainties). Shown are the spectra in comparison with results of other experiments. In addition, the corresponding interaction energy at accelerators are indicated. The inset shows the residuals of the all-particle energy spectrum from KASCADE-Grande with systematic uncertainties

2.2.1 The all-particle energy spectrum

By using the specific hadronic interaction model QGSJet-II as a baseline, a composition independent all-particle energy spectrum of cosmic rays was reconstructed in the energy range from 10^{16} to 10^{18} eV from the data of the Grande extension [14]. The spectrum is in the overlapping region in agreement with the earlier published spectrum by KASCADE [1] in the range of 10^{15} to 10^{17} eV. Significant structures are observed in the all-particle spectrum (Fig. 6): The justification of the ‘knee’ at a few times 10^{15} eV is given since many years (see Ref. [15] and references therein). In addition, with KASCADE-Grande, there is now a clear evidence that just above 10^{16} eV the spectrum shows a significant ‘concave’ behavior. A further feature in the spectrum is a small break, i.e. knee-like feature at around 10^{17} eV. Found first by KASCADE-Grande this is meanwhile confirmed by other experiments. This ‘second knee’ occurs at an energy where the rigidity dependent, i.e. charge dependent, knee of the iron component would be expected, if the ‘first knee’ is caused by light primaries. The concave part of the spectrum is then a consequence of knee-like features of the spectra of medium masses.

2.2.2 Elemental composition of cosmic rays

Already in 2005 KASCADE demonstrated [1] that the knee is caused by a decrease of the light mass group of primary particles and not by medium and heavy primary particles. With KASCADE-Grande we investigated such individual mass group spectra also at higher primary energies [2,3].

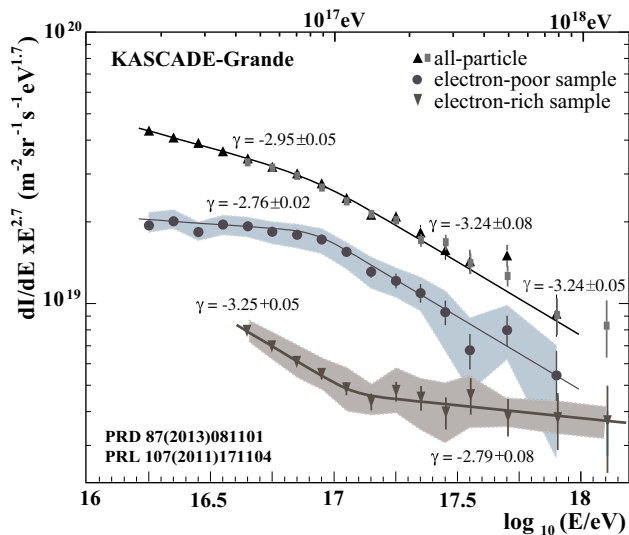


Fig. 7 All-particle, electron-poor, and electron-rich energy spectra from KASCADE-Grande [16]

The application of this methodical approach to shower selection and separation in various mass groups were performed and cross-checked in different ways, where Fig. 7 shows the main results. In a first step we separated the Grande data in two mass groups only, i.e., in groups of heavy and light primary masses according to the electron-muon ratio in the air showers.

The reconstructed spectrum of the electron-poor events, i.e. the spectrum of heavy primaries, shows a distinct knee-like feature at about $8 \cdot 10^{16}$ eV [2]. The selection of heavy primaries enhances the knee-like feature that is already present in the all-particle spectrum. Despite the fact, that the relative abundance of the heavy particles varies significantly depending on the model in use, the spectral feature of this ‘heavy’ knee is visible in all the electron-poor spectra. In addition, an ankle-like feature was observed in the spectrum of the electron-rich events, i.e. light elements of the primary cosmic rays, at an energy of $10^{17.08 \pm 0.08}$ eV, hinting to an occurrence of a component of cosmic rays which have their origin in the extra-galactic space.

The composition sensitivity allowed us also to search for primary gamma rays over a large energy range, where recently new limits for the flux were published [5].

2.2.3 Hadronic interaction models

Historically, a great achievement of KASCADE was the invention of the air-shower simulation tool CORSIKA (COsmic Ray SIMulation for KASCADE), which meanwhile is used by all major air-shower experiments worldwide [17]. Mainly data of the hadron calorimeter and additional muon counters at the central detector and the muon tunnel were used within KASCADE to iteratively test and improve the var-

ious versions of the hadronic interaction models optionally available in CORSIKA (see e.g., [18, 19] and references therein). Regarding the analysis of KASCADE and KASCADE-Grande data one has to conclude that all versions of hadronic interaction models of newest generation provide a ‘physical’ result in terms of energy and composition of primary cosmic rays. Physical means here that the mean composition lies within the band spanned by primary proton and iron simulations. However, the absolute energy and, in particular, the mass scale varies significantly from model to model. In addition, it varies partly also within the models if different shower observables taken from the electromagnetic, muonic, or hadronic components are used. This ambiguity can not be resolved by looking at one single observable or experiment, only. This is one reason to preserve and provide the data of KASCADE-Grande also for future analyses, now via KCDC.

3 KCDC

With KCDC, the KASCADE Cosmic Ray Data Centre [20], we successfully provide public access to experimental cosmic-ray data. Via a web portal physicists as well as non-scientists have easy and convenient access to the high-quality cosmic-ray data collected by the KASCADE and KASCADE-Grande experiments. With our last release, named NABOO [21], we provide more than 433 million events from the whole measuring time of KASCADE-Grande. A high quality of the data provided by KCDC is achieved by regular internal quality tests and 20 years of collected knowledge and experience gathered by the KASCADE-Grande collaboration.

Open access as described e.g. by the Berlin Declaration [22] includes free, unlimited access to scientific data collected with financial aid from public institutions. One underlying notion behind the term ‘Open Access’ is that for research paid by public funding the tax payer has the right to have free access to the data. This also implicitly includes a permanent nature of this access such that the data source and access conditions do not vary or change over time. Therefore, once published, data can not be revoked and have to remain accessible. KCDC follows this notation as well as wants to contribute to the development of general principles in the reuse of scholarly data. We follow the guidelines of the FAIR Data Principles [23], where FAIR stands for: Findable, Accessible, Interoperable, Reusable.

Alongside free access, Open Data also demands the publication of meta information and documentation. This documentation has to provide interested third parties all information to understand, work with and process the data. In the case of physics data, this includes a thorough and transparent description of the detector, the detection process and all physics background the analyses are based on. For an exper-

iment like KASCADE-Grande with a life time of 20 years or more this is a task of monumental proportions which obviously has no simple or quick solution.

With KCDC we made the first step by publishing the reconstructed physics data of the experiment and of the calibrated entry at each individual detector per event. This is not the collected raw data acquired by the detector, but a way step before the final reconstructed results. The high level data takes into account the collected knowledge of the collaboration regarding the detector system and the involved physics necessary for reconstructing the quantities we are most interested in, like the cosmic ray energy. This levitates from the need to gather an in-depth knowledge on these aspects before the user can reasonably use the data. This also implies that the background information on the detector and the KASCADE experiment is available. KCDC makes all the information easily accessible and offers detailed descriptions of the available data sets, including relevant physics background information necessary for data analysis. Furthermore, KCDC maintains analysis examples which include source code examples in C++ and Python. This provides an impression on how to work with the data to an interested non-scientific audience. The examples are also valuable to physicists as they are an easy starting point and template for analyzing the data.

The current web portal provides two ways to access the physics data from KASCADE-Grande. On the one hand we provide predefined selections (parts of the complete data set) which correspond to examples on the web portal or is referred to by the KCDC web page. On the other hand the user can also make his own selections from the complete data set. For this purpose a web form provides methods to select for example a specific energy range, only events arriving from certain directions or time windows. These selection cuts are then transmitted and processed in the backend on our servers. Depending on the amount of data and complexity of the applied cuts the user can download the compressed data selection via FTP download after some time. For convenience users may also receive a notification email as soon as selection jobs are processed and their data is ready.

The feature of ordering specific user defined selections of the data set provides several benefits especially for physicists. First of all, the common data source provided by KCDC and the unified selection interface make it easy for scientists to share their data bases and compare their analysis. The KCDC quality criteria and regular data integrity checks offer also a high quality and reliable data source, which can be consulted from all over the world at any time. The possibility of high level cuts on the data set furthermore reduces the amount of data to be transferred and maintained by the individual scientist and provides a shared facility for doing these standard selections thus minimizing the chance of human error. Finally, the long term availability guaranteed by KCDC

reduces the difficulty to repeat an analysis on the same data set in the future as the specific data set has not to be stored locally but can be retrieved any time as required.

3.1 First releases and experiences

The aim of KCDC from beginning was the installation and establishment of a public data centre for high-energy astroparticle physics. In the research field of astroparticle physics, such a data release is a novelty, whereas the data publication in astronomy has been established for a long time. Therefore, there were no completed concepts, how the data can be treated and processed so that they are reasonably usable outside the collaboration. The first goal of KCDC was therefore to make the data from the KASCADE experiment available to the community and observe the acceptance by the community and the public.

Already with the first release, KCDC provided efforts to fulfill following three basic requirements:

- *KCDC as data provider* There is free and unlimited open access to KASCADE cosmic ray data, where a selection of fully calibrated and reconstructed quantities per individual air shower is provided. The access has to rely on a reliable data source with a guaranteed data quality.
- *KCDC as information platform* For a meaningful usage of KCDC, a detailed experiment description as well as sufficient meta information on the provided data is needed for any kind of data analysis. This is accompanied by a reasonable description of the physics background as well as tutorials, focused for teachers and pupils.
- *KCDC as long-term digital data archive* To constitute a sustainable piece of work, KCDC serves also as archive of software and data for the collaboration as well as for the public.

This concept of the data centre (software and hardware) is meanwhile implemented, and was released as a series of KCDC versions. However, the project faces still open questions, e.g. how to ensure a consistent calibration, how to deal with data filtering and how to provide the data in a portable format as well as how a sustainable storage solution can be implemented. In addition, access rights and license policy play a non-negligible role and were considered in detail, but needs to be reconsidered from version to version.

Since the first release (Open Beta Version) Wolf 359, KCDC was further developed and improved. Subsequently, the versions VULCAN, MERIDIAN and NABOO were released, where as communication platforms serve an email list of the KCDC subscribers and social networks, like Twitter (https://twitter.com/KCDC_KIT). From beginning, a large interest from the community was given, proved, e.g. by our anonymous monitoring of the access to the portal (see Fig.

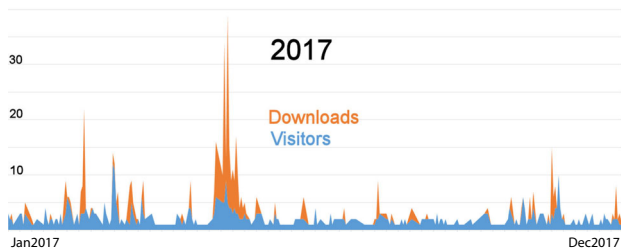


Fig. 8 KCDC access statistics for 2017. The peaks correspond to KCDC presentations at conferences

8) and the interest and attendances at presentations at conferences or on public events (open days, science fairs, etc.). In the first years of operation nearly 120 users registered from more than 30 countries distributed over 5 continents.

3.2 Technical realization

Adhering to the idea of open access for data, KCDC itself also only relies on non-commercial and state of the art open source software. For managing the webpages, data streams, data bases and communicating with the backend, we focus on the web framework Django and Python 3 with several other open source libraries providing the backbone of the main web service. Web pages are rendered in HTML by Django's template engine enriched with our very own JavaScript (e.g. the jQuery library) and CSS additions. Interfaces to our data sources like a MongoDB database for physics data are realized within Python.

The experimental data are stored in a noSQL database which enables us to expand easily the number of events or of detector components without the restraint of a fix database scheme. We are using MongoDB 3.2 on a single server and are aiming at a sharded cluster for better performance. The full KCDC system runs on an Nginx server and communicates with the database server and a worker node. On each worker node, managed and monitored through Django via the Celery extension, Python tools process the user selections. The data packages reside on an FTP server, where they can be retrieved by the users via an HTML link, provided when processing of their job has been successfully finished. Preselections can be directly accessed by a registered user via FTP. To save storage space, each data package is only provided for two weeks. After this time the data packages are automatically removed. For easy access and information users can look up previously processed selections in a user history page. There, the status of data processing for requests, the exact details of the applied selection cuts and additional information are provided. This history can be managed by the user in the sense that requests can be deleted or resubmitted with changes applied.

The web portal software and all accompanying tools are especially designed with generality in mind. This includes a vast set of tools to configure and manage the web portal directly via a web browser interface without directly connecting to the server. The KCDC software is also structured in a basic software package called KAOS (Karlsruhe Astroparticle Open-data Software). An installer is provided to setup the specific modules for an open access web side which enables also other experiments to adapt the software to their own needs. A plug-in system makes it easy to add functionality to the basic KAOS package overwriting the KAOS default settings.

4 Description of datasets

In this section, we briefly describe the data sets of KCDC. More detailed information can be found in Ref. [24].

4.1 Air-shower data

The air showers measured by KASCADE-Grande are analyzed using the reconstruction program KRETA (KASCADE Reconstruction for ExTensive Air showers). Starting from the energy deposits and the individual time stamps in all detectors of all components KRETA determines physical quantities like the total number of electrons, muons, hadrons in the shower or the shower direction. KRETA reads the raw data, performs calibrations and reconstructs the basic shower observables, and stores all results in histograms and vectors of parameters. KRETA is written in FORTRAN using CERN library packages and CERN's HEPDB database to hold time dependent calibration and status parameters for all detector components.

From the various observables obtained in the analysis we choose 22 for 158 million events to be published in the first revision of KCDC in November 2013. With the version released early 2017 we published more than 433 million events from the detector components KASCADE, Grande and Hadron Calorimeter with 24 quantities on which cuts can be applied via the KCDC Data Shop and 5 arrays of data from the local station measurements. Based on data generation and data handling we distinguish between:

Measured Data corresponding to data which are directly measured or reconstructed by the KASCADE analysis software like energy deposit and arrival directions.

Calibration Data used to calibrate and reconstruct the data sets on an event-by-event basis like temperature and air pressure.

Event Information used to uniquely characterize an event like event time and run or event number.

What follows is a brief description of the available KCDC quantities and procedures of how they were obtained:

Primary energy (KASCADE) One of the main goals of the air shower measurement is to determine the energy spectrum of the cosmic rays. Due to uncertainties in the hadronic interactions and the shower-to-shower fluctuations due to the stochastic process in the shower development, the determination of energy and mass is challenging. In KASCADE, we measure the electromagnetic and muonic components of air showers separately. By using both observables, we perform a transformation matrix in order to convert the number of electrons and muons to the energy of primary particles taking into account the angle-of-incidence. The parameters of the formula of the energy estimator are derived from air-shower simulations using the simulation program CORSIKA applying the hadronic interaction model QGSjet-II-02 (Quark-Gluon-String Model, version II-02 [25]) for laboratory energies above 200 GeV and the low energy model FLUKA 2002.4 [26] below. This first order rough energy estimation is given by the formula:

$$\begin{aligned} \lg(E_0/\text{GeV}) = & 1.93499 + 0.25788 \cdot \lg(N_e) + 0.66704 \\ & \cdot \lg(N_\mu) + 0.07507 \cdot \lg(N_e)^2 \\ & + 0.09277 \cdot \lg(N_\mu)^2 \\ & - 0.16131 \cdot \lg(N_e) \cdot \lg(N_\mu) \end{aligned}$$

where $\lg(N_e)$ and $\lg(N_\mu)$ are corrected for atmospheric depth and angle-of-incidence.

Shower core (KASCADE) The core position is the reconstructed location of the shower centre derived from the energy deposits of each detector station of one event. By means of a neural network algorithm which combines high efficiency for the identification of the shower core with good rejection capability for showers that fall outside the fiducial volume, the core can be determined to a precision of about 1 m. Extensive air showers with a core position outside the detector area have a great probability for being incorrectly reconstructed. Therefore, it is recommended to cut showers with a core distance larger than 91m from the centre of the detector area.

Shower direction (KASCADE) The KASCADE detectors measure the arrival time and the energy deposit of air shower particles. The shower directions are determined by evaluating the arrival times of the first particle in each detector station. To increase the accuracy, the energy deposits are taken into account when the direction of the shower disk is calculated in a second order correction. By this, an angular resolution of 0.1° – 1° depending on the shower size N_e is reached. The angular resolution drops significantly above $\theta > 40^\circ$, caused by the fact that the reconstruction algorithms has been fine-tuned to zenith angles below 40° . In KASCADE coordinates, the zenith angle is measured against the vertical direction, which means that $\theta = 0^\circ$ is pointing upwards and 90° denotes a horizontally arriving shower. The azimuth is defined as an angle measured clockwise starting in northern direction (90°

is east). The regular local orientation of the KASCADE array at KIT had an offset of about $+15^\circ$ against the real North, which is corrected for in the data analysis.

Number of electrons and muons (KASCADE) In the 252 e/γ - and 192 μ -detectors, electrons and muons as well as other particles are registered. In three steps the number of electrons and muons are reconstructed where the results of the current iteration level serves as starting parameters for the next step. Every level starts with a consistency check and the preparation of the data. Signals inconsistent with those of the neighbouring detectors are discarded as well as signals with a time stamp more than 200 ns from the shower front. Then the measured energies are corrected for the inclination of the shower axis and the lateral energy correction function is applied. Thereby the e/γ - detector signals are corrected for the contributions from γ -particles and the μ -detector signals are corrected for electromagnetic and hadronic punch through. Finally the corrected signals are converted to particle numbers. Finally, the lateral distribution of the densities are fitted with a modified Nishimura-Kamata-Greisen (NKG)-function and integrated to obtain the total particle numbers.

Shower age (KASCADE) Contrary to variables like number of electrons or muons the value of the age parameter has no absolute meaning, as it depends on the choice of the lateral distribution function which is fitted to the shower data. It may also be called lateral shape parameter because it describes the steepness of the lateral electron density distribution. KASCADE uses a modified NKG-function to fit the lateral shower shape. A heavy primary particle with the same energy as a light one gives rise to a flatter lateral distribution, as the shower starts earlier in the atmosphere. When reaching ground, the shower is “older”, which gives the age parameter its name. The age parameter therefore may help (in combination with the ratio of number of electrons to muons) to distinguish between primary particles of different mass.

Energy deposits (KASCADE) The energy deposit in every KASCADE station is recorded separately for the signals of the e/γ -detectors and μ -detectors. The energy deposits of the e/γ -detectors are used to calculate the shower core position and the shower energy by means of a lateral density function fit. The mean energy deposit of a minimum ionising particle (mip) is about 12 MeV. Energy deposits equivalent up to 1250 mips can be detected linearly with a threshold of roughly 1/4 mip (3 MeV). The mean energy deposit of a minimum ionising particle in the μ -detectors is about 8 MeV, where energy deposits equivalent to 60 mips can be detected linearly with a threshold of roughly 1/4 mip (2 MeV). The energy deposits of both detector types are derived from the stored ADC (Analog Digital Converter) values for each detector station by means of a calibration procedure where the influences of electronics and cabling are included. In KCDC, no cuts can be applied to these quantities.

Arrival times (KASCADE) The first particle passing the threshold in every station produces a time stamp called Arrival Time which is recorded separately from the 252 e/γ -detectors. The measured arrival time in each station is calibrated for delays and response times of the individual station and stored with a resolution of 1 ns. Arrival times are mainly used to calculate the shower direction.

Shower core (Grande) The Grande shower core position is reconstructed independently from KASCADE using the energy deposits from the 37 Grande detector stations. The reconstruction method is the same as for KASCADE.

Shower direction (Grande) The shower direction in Grande is reconstructed basically in the same way as for KASCADE, using the arrival times of the first particle from every Grande station, corrected with the energy deposits of the charged particles. The angular resolution is 0.8° with a small dependence on the shower size N_{ch} . The reconstruction algorithm has been fine-tuned to zenith angles below 40° .

Number of charged particles and muons (Grande) From the measurements of the energy deposits in the Grande array stations the total number of charged particles in the shower, i.e. the shower size is reconstructed. The reconstruction is performed similar to KASCADE but with different parameters. The number of muons (N_μ) is derived from the KASCADE detector stations participating in the respective event with a simplified method. As there are normally only few KASCADE detector stations with muon information when Grande has been triggered, the number of detected muons is compared to a shower with a normalised shower size. The average value of the ratio of ‘measured muon number’/‘expected muon number’ over all detectors are formed and stored as N_μ .

Shower age (Grande) Like KASCADE, Grande uses a modified NKG-function to fit the lateral shower shape.

Energy deposits (Grande) The energy deposits of the charged particles are used to calculate the shower core position and the shower energy using a lateral density function fit similar to KASCADE but with different parameters. The energy deposits are derived from the stored ADC values for each detector station by means of a calibration procedure where the influences of electronics and cabling are included.

Arrival times (Grande) The arrival time is the first time stamp at each detector station that has been hit by a charged particle.

Number of hadrons (Calorimeter) The hadrons and their interactions are important for the understanding of the shower development within the atmosphere. Due to the fine lateral segmentation and the read-out of the KASCADFE hadron calorimeter, hadrons with an energy $E_{had} > 20$ GeV can be measured. They can be separated from each other when the distance of their axis is above 40 cm. The spatial resolution of the calorimeter is about 11 cm and the energy resolution is 30% for hadrons with 100 GeV decreasing to 15% for $E_{had} = 25$ TeV.

Hadron energy sum (Calorimeter) The energy sum of all reconstructed hadrons ranges between 20 GeV corresponding to the lower threshold, and about 10^7 GeV.

Air temperature and air pressure The condition of the Earth’s atmosphere has an influence on the development of the extensive air showers and thus cannot be neglected, in particular for anisotropy studies of cosmic rays. The variation of the air pressure of about 1 hPa corresponds to a change in the measured rate of about 1%, while the effect of the temperature is significantly smaller. The fluctuation of the rate because of the pressure variation can be up to 20%. The meteorological data are provided by the Institute of Meteorology and Climate Research at KIT. The measurements of the temperature and the air pressure are taken from sensors placed 2 m above ground level for the temperature readings and 1.5 m above ground for the air pressure measurements on site of KIT, in about 1 km distance from the KASCADE experiment. All climate observables were recorded every 10 min.

Event time An event is stored when a pre-defined trigger condition of any detector component is fulfilled. The time of the first trigger is stored as the ‘Event Time’ and distributed to all other detector components. The event time (DateTime) is always given in UTC. As a redundant time information we use in KASCADE the Unix Time, a system time stamp counting the number of seconds elapsed since January, 1st 1970 (midnight UT), which is internally referenced as Global Time (GT). To get a high precision time stamp the Micro Time information (MT) is used. Based on the cycle of a 5 MHz clock which is reset and synchronized every second, we obtain an accuracy of ± 200 ns for the event time.

Run and event number Run number and event number are two parameters which characterize an event uniquely. They are always supplied with the data sets. A run is defined as a set of events recorded under the same hardware conditions. The event number starts at one for each run and is increased with every valid hardware trigger which invokes data recording. Run numbers and event numbers are not necessarily in increasing order for the selected event sample in KCDC.

4.2 Simulations

Analysing experimental data of air showers in terms of parameters of the impinging primary particle or nucleus requires a detailed theoretical modeling of the entire cascade. This can only be achieved by Monte-Carlo calculations taking into account all knowledge of particle interactions and decays. With KASCADE we have not only reconstructed energy spectra for five mass groups using 6 different high-energy hadronic interaction models, but also tested the validity of these models by studying correlations of various individual observables. This helped the model builders to improve their models. All the models are implemented in the

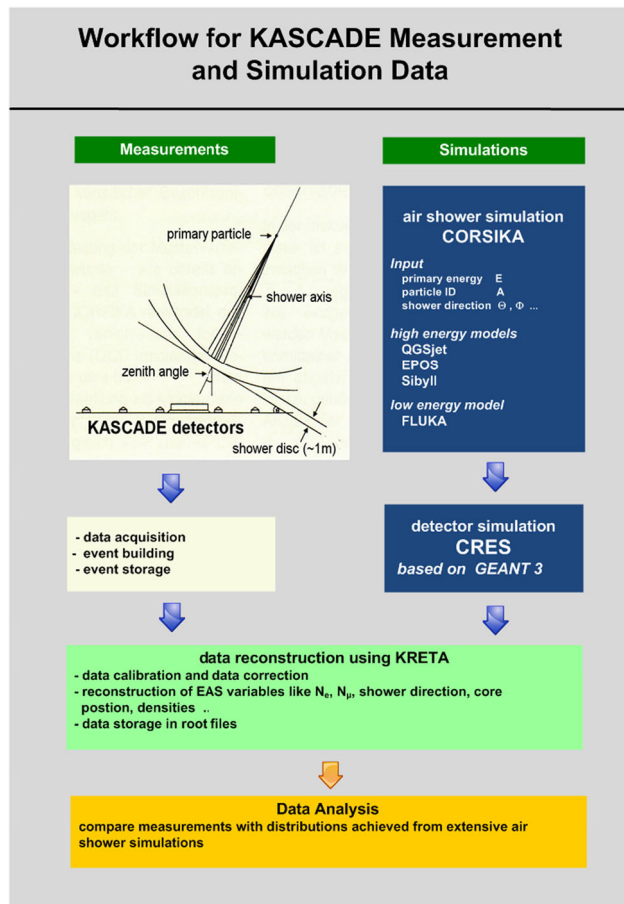


Fig. 9 KASCADE data analysis workflow for measurements and simulations

CORSIKA simulation package. CORSIKA has been written especially for KASCADE and extended since then to become the standard simulation package in the field of cosmic ray air shower simulations [17].

At KASCADE, the entire simulation chain consists of three parts: (1) air shower simulation performed by CORSIKA; (2) detector simulation performed by CRES (Cosmic Ray Event Simulation); (3) data reconstruction performed by KRETA. Figure 9 illustrates the parallel workflow of measurements and simulations as applied in KASCADE (and Grande).

CORSIKA is a detailed Monte Carlo program to study the evolution and properties of extensive air showers in the atmosphere. Protons, light nuclei up to iron, photons, and many other particles can be treated as primaries. The particles are tracked through the atmosphere until they undergo reactions with the air nuclei or – in the case of non-stable secondaries – decay. A variety of high- and low-energy hadronic interaction models is implemented. In KASCADE we were using six high energy models from three different model families (for a comparison of the models see [27] and references

therein) – QGSjet-II-02 and QGSjet-II-04; EPOS 1.99 and EPOS-LHC; SIBYLL 2.1 and SIBYLL 2.3 – and one low energy model in different versions, named FLUKA.

The detector simulation is performed with CRES, a code package for the simulation of the signals and energy deposits in all detector components of KASCADE-Grande as response to an extensive air shower as simulated with CORSIKA. CRES has been developed, based on the GEANT3 [28] package accepting simulated air shower data from (unthinned) CORSIKA as input delivering simulated detector signals. The data structure of the CRES output is the same as from the KASCADE measurements, which means that both are analysed using the same reconstruction program KRETA. Unlike for measured data where we have calibration parameters like air temperature and event specific information like the event time, we have here some additional information on the shower properties like true primary energy and particle ID derived directly from CORSIKA or from CRES. It was one of our main goals to publish the simulation data in the same format as the measured data published with the release NABOO, to make it as easy as possible for the users.

From about 200 observables obtained in the analysis of the simulated data we choose 34 to be published in KCDC. Some of these parameters are representing the true shower information, which are described as:

True primary energy The energy of the particle inducing the air shower is an input for the CORSIKA air shower simulation code. In our case we simulated showers with a primary energy between 10^{14} and $3.16 \cdot 10^{17}$ eV following a power law spectrum with an index of -2 .

True primary particle ID The ID of the particle inducing the air shower is an input for the CORSIKA air shower simulation code. We simulated 5 primaries representing 5 different mass groups. These primaries and their respective IDs are:

Proton	ID =	14	Representing the lightest mass group
Helium	ID =	402	Representing a light mass group
Carbon	ID =	1206	Representing the CNO-group
Silicon	ID =	2814	Representing a medium heavy mass group
Iron	ID =	5626	Representing a heavy mass group

True shower direction The zenith angle and the azimuth angle of the incident particles are input parameters for the CORSIKA air shower simulation code. The zenith angle spectrum reaches from 0° to 42° in simulation. The zenith angle is selected at random in this interval to match equal particle fluxes from all solid angle elements of the sky and a registration by a horizontal flat detector arrangement. The azimuth angle is always simulated between 0° and 360° , where 0°

corresponds to an shower axis pointing to the North and 90° to the East.

True numbers of electrons The true number of electrons is derived from the CORSIKA output as the number of electrons tracked down to the observation level of KASCADE at 110 m asl. Only electrons above 3 MeV low energy cut-off are taken into account.

True numbers of muons The true number of muons is derived from the CORSIKA output as the number of muons tracked down to the observation level. Only muons above 100 MeV low energy cut-off are taken into account.

True numbers of photons The true number of photons is derived from the CORSIKA output as the number of photons (and π^0) above 3 MeV tracked down to the observation level.

True numbers of hadrons The true number of hadrons is derived from the CORSIKA output as the number of hadrons tracked down to the observation level and above 100 MeV.

True shower core position The true shower core position is derived from the detector simulation (CRES) output defined as the position within the detector area where the shower centre is located. In CRES this centre can be chosen when initializing the detector simulation. The core positions are uniformly distributed over an area slightly larger than the detector array, without any fiducial area cuts applied.

4.3 Sample of cosmic-ray spectra

With the latest release, spectra data sets from a number of experiments in the cosmic ray field are available for download. Currently 88 data sets are provided from 21 different experiments published between 1984 and 2017 in the energy range $E_0 = 10^{14}$ – 10^{20} eV. In case of KASCADE and KASCADE-Grande we published as well the data sets from the different mass groups derived from the unfolding procedure for different high-energy interaction models like QGSJet, EPOS and SIBYLL. All data sets are basically stored with a spectral index $\gamma = 0$, but the index for the download data can be chosen as well as the format settings. The errors given comprise only statistical errors as published by the authors.

Figure 10 shows an example of the KCDC spectra selection and download page.

5 The web portal

The web portal (entry page see Fig. 11) as interface between the data archive, the software of the data centre and the user is the central part of KCDC. It provides the door to the open data publication, where the baseline concept follows the ‘Berlin Declaration on Open Data and Open Access’ [22] which explicitly requests the use of web technologies and free, unlimited access for everyone.

We declared both, the scientific and the non-scientific audience as focus of possible users. This requires extensive documentation of experiment, data, and software on a level understandable and handy for all.

The portal uses modern technologies, including standard internet access and interactive data selections. The selected data are provided for download via a corresponding FTP server. Figures 12 and 13 schematically show the basic concept of the KCDC web portal.

To serve as a general software solution for open access to (astroparticle) data, KCDC is built as a modular, flexible framework with a good scalability (e.g. for installing at large computing centres). It is foreseen that the software behind the data centre including the web portal is also made freely available. We ensured by using modern open source software components that not only the KASCADE-Grande data can be published, but also other open data projects can be served with the underlying KAOS Software. KAOS will be released as Open Source for free use.

5.1 Data availability

Since the first release of KCDC in November 2013, where we published about 158 million events with 15 parameters each, we have widely extended our data shop. With our latest release NABOO from February 2017 we provide more than 433 million events from the whole measuring time of KASCADE-Grande. Furthermore we extended the number of quantities per event from more detector components (KASCADE, Grande and Hadron Calorimeter) plus data arrays providing information on energy deposits and arrival times for every single detector station.

Figure 14 shows a screen shot of the data shop with the list of parameters available per event. If registered via the ‘user page’, the user is able to enter the data shop. A registration is necessary in order to ensure that the ‘End User License Agreement’ is read, i.e. the legal aspects of public data are understood. At the data shop the user can select specific event samples. For each parameter a description is available in a corresponding info box appearing by a mouse-over function. A more complete information is given in the ‘KCDC manual [24]’, available already at the KCDC home page. After defining cuts the selection can be submitted. The user gets an email notification when the selection has been processed and is ready for download via an FTP server. The data will be at the user’s disposal in ROOT, HDF5 or ASCII-format including a detailed header with descriptions of the selection and the data format. Simulations can be downloaded in ROOT format only, in event packages of different mass groups for six high-energy interaction models. If data arrays are selected no ASCII data format, but ROOT and/or HDF5 will be available for download because such huge amount of data cannot be handled by ASCII files. Also several prese-

The screenshot shows the 'Spectra Selection page' of the KASCADE Cosmic Ray Data Centre (KCDC). The page includes a navigation menu on the left with links like 'KCDC Homepage', 'Information', 'Announcements', 'FAQs', 'User Account', 'Data Shop', 'Simulations', 'Spectra', 'Publications', 'Report a Bug', and 'Education/Lehre'. The main content area has three selection options: 'Select-Option 1: choose spectra by Digital Object Identifier (DOI)', 'Select-Option 2: choose by detector (KASCADE, ...)', and 'Choose format settings'. Below these is a table of spectra with columns for Detector, Journal, Issue, Year, and Title. The table lists two spectra: 'KASCADE Astroparticle Physics' (Issue 24, Year 2005) and 'KASCADE Thesis M.Finger' (Issue 1, Year 2011). Below the table is a 'Spectrum' section with three entries: 'KAS_SIBYLL-2.1_proton', 'KAS_QGSjet01_all', and 'KAS_QGSjet01_proton', each with 'Show Data' and 'Download Data' buttons. A plot of Flux vs. Energy (E) is shown at the bottom, with Flux on a logarithmic scale from 10^{-26} to 10^{-21} and Energy (E) on a logarithmic scale from 10^{16} to 10^{17} . The plot shows a decreasing trend of flux with increasing energy. The page footer indicates 'KCDC OPEN - BETA - VERSION NABOO 2.1 BASED ON: KAOS (1.0.0)'.

Fig. 10 Example of a spectrum ready for download

lections of KASCADE data are available directly at the data shop.

There is no restriction to the user on the kind of analysis with the provided data nor the publication of the results. However, the KCDC team would acknowledge notification on a use exceeding private education, as well as bug reports or suggestions for improvements. This can be done directly via the web portal and/or by Email: ikp-kcdc@lists.kit.edu.

5.2 Legal aspects of KCDC

The data can be used for any analysis, presumed that the user accept the 'limited use licence'. Opposite to software

open source publications, there is no standard procedure yet available for open data publication. In cooperation with KIT and its law department we developed an own license based on the EULA (End User License Agreement) model [29], adapted from that one often used for software (following text is taken from the KCDC-EULA):

Subject to your agreement and continuing compliance with the KCDC Terms, KIT hereby grants to you a limited, personal, nonexclusive, non-transferable, non-assignable and fully revocable license to – (a) use the web portal and (b) download and use the scientific data of the KCDC in compliance with good scientific practice – provided through the web portal or related online



Fig. 11 Entry page of KCDC

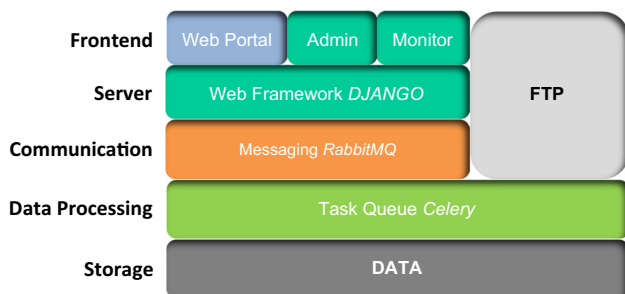


Fig. 12 IT architecture of the KCDC web portal

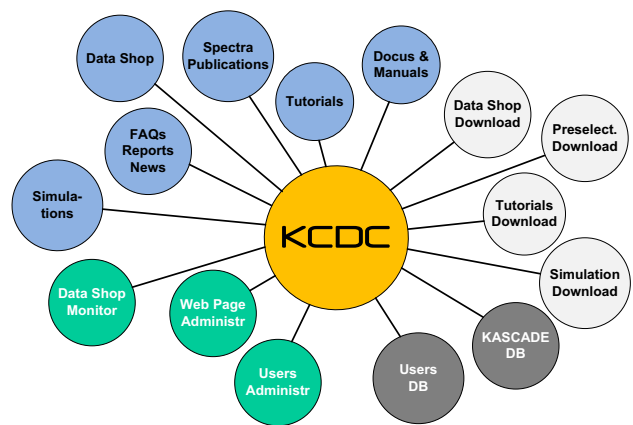


Fig. 13 Features of the KCDC web portal

services for your non-commercial scientific purposes only. Commercial purposes are defined as projects for your own or third parties for which you are paid or granted values in lieu of cash for the use of the data.

We had to consider a twofold issue as the license is needed for the web portal and the data. The KCDC approach is based on the EULA model, because it is flexible and adaptable to our needs, it includes the idea of requiring a good scientific practice, has to be signed during registration and is shipped with each data package. In our custom-made adaption of the

KCDC-EULA we followed some key points from industry, like

1. no warranty for damage by owner of web portal or data;
2. no guarantee for availability or uptime of the server;
3. in case of disputes with local laws the EULA intention is conserved;
4. changes are possible at any time;

Fig. 14 KCDC data shop with detector components, quantities to be selected and cuts to be applied on

5. the termination of EULA is at our digression, only,

as well as obvious requirements from the open data idea, like

1. free access to the data and the web portal;
2. good scientific practice for the work with the data;
3. commercial usage of the data is not prohibited¹;
4. the citation of the collaboration, the KIT, and the KCDC web portal is mandatory;
5. free redistribution of data ‘as is’.

5.3 Tutorials

The goal of having detailed tutorials, i.e. an ‘education portal’, is to provide the data also to a general public in the sense of a visible outreach of astroparticle physics. The main addressees are pupils and students interested in this research

¹ Please note, that the apparent contradiction to the statement above concerning the non-commercial use of the data, is solved by following statement in the EULA: ‘As an alternative to this EULA, KIT offers a license to use the DATA commercially as well, on the basis of a commercial license agreement. If YOU are interested in such a license please contact KIT, Institute for Nuclear Physics (IKP), the KCDC Group and the contact person provided on the WEBPORTAL’.

field. This implies that a tutorial has to provide a basic knowledge on KASCADE, astroparticle physics and related topics, the software necessary to analyze the data and the KCDC data, preferably as preprocessed data selection. Furthermore, a step-by-step explanation of a simple analysis and a detailed discussion of the results are necessary together with a code fragment as example. Up to now only a few tutorials are available in German and in English. More tutorials also in other languages like French can be added without any problem and will be done in the near future, developed together with teachers and pupils. We also invite the KCDC users to contribute to the education portal. Figure 15 shows a screen shot of the KCDC education page with available exercises.

5.4 Analyses with KCDC data sets

A general idea of KCDC is to allow a repetition of all the published analyses of the KASCADE-Grande experiment (also on basis of newly developed hadronic interaction models). In particular, due to the constant advancement of the hadronic interaction models it is worthwhile to cross-check the validity of these models also in future with the high-quality data of KASCADE-Grande. This, of course, can be done only

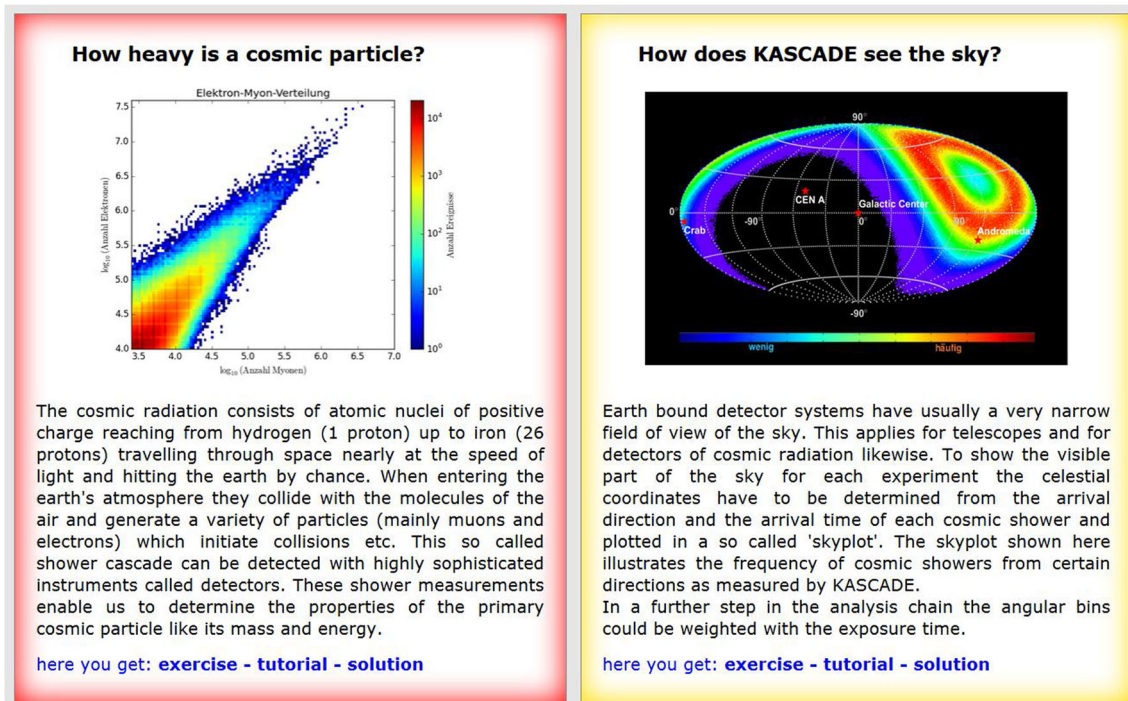


Fig. 15 Impression of the tutorial section of KCDC

by physicist on an expert level, but via KCDC, not only by internal collaboration members.

We have checked this personal expectation by performing some of the analyses based on the information of KCDC, only. With the release of the data sample, many quantities are now publicly available. While two quantities (run and event IDs) serve solely for comparison purposes, the remaining 25 observables can be used for a wide range of physics analyses at different levels.

At a basic level the data can be used by teachers in physics courses to kindle an interest in astroparticle physics and cosmic rays in particular. For example, the simple energy estimate for each event, which is included in the published data-sample, can be used to show the energy dependence of the number of muons and electrons that are produced in an air shower and reach the observation level. The direction and time of the arrival of the cosmic particles is all that is needed to produce a skymap, which could serve as an application for coordinate transformations and different projections.

Another example is to study the influence of the atmospheric conditions such as the temperature and air pressure on the shower development. Under the assumption that the composition and intensity of cosmic rays at a certain primary energy are independent of the arrival direction, the zenith angle can be used to vary the amount of atmosphere that the shower needs to pass. One application could be to study the attenuation of muons and/or electrons in the atmosphere. Since the KASCADE array is located at around 110 m above

sea level the atmospheric depth is already high for vertical showers. Colleagues with access to comparable data of similar experiments at higher altitudes could use the KASCADE data to extend the accessible range of traversed atmosphere.

Many more examples can be given, but our goal to reach all target groups - cosmic ray physicists; public users (physicists); teachers, pupils, early researchers, e.g. - was reached and proven by our monitoring and the feedback by the users.

6 Future steps

In light of recent international efforts of strengthening, even enforcing, open access in science especially for science data and on the other hand the lack of adequate methods readily available both in the cosmic ray and astroparticle physics community, the need of a reliable solution for open data publications is growing. We believe that the presented solution based on a web portal will provide a flexible and adaptable tool for other scientists within and outside the physics community to do open data publications of their collected data with as little effort as possible.

We have several tasks and ideas on our to-do list for the further development of KCDC. For the data shop next steps we intend to publish data from the radio antenna array LOPES which was run in coincidence with KASCADE for more than 8 years. Furthermore we intend to offer the data from the combined analysis of the KASCADE and Grande detectors which equates to a new detector in the KCDC data shop.

In addition, one of the main goals is to extend the educational portal with more examples to be more attractive for users on high-school level.

On the technical side we will publish the software (KAOS) to encourage other astroparticle physics experiments to provide their data.

Last but not least we want to enhance the visibility of KCDC by including it to general data catalogs and long-term data archive networks, similar to, e.g. Re3data [30], where KCDC is already present.

In parallel and as a long-term goal we want to use KCDC as basis of a global ‘Analysis & Data Centre in Astroparticle Physics’ which allows not only for data access, but also provides resources for the analysis of the data. Main motivation is here that astroparticle physics requests more and more for multi-messenger analyses, which will need an experiment-overarching platform. The high demand in the German and international community as well as that our observatories are globally distributed request an open science system which can be based on KCDC and the Tier centre capabilities of particle physics as well as on experiences of the commonplace virtual observatories in astronomy. This will need the development of integrated solutions of distributed data storage algorithms and techniques to allow the community to perform multi-messenger analyses, e.g. with deep learning methods.

Towards such a data and analysis centre we are working on the KCDC extension by scientific data from other experiments, allowing on-the-fly multi-messenger data analyses. The extension of KCDC in respect of the inclusion of Big Data Science Software will allow not only access to the data, but also the possibility of developing specific analysis methods and corresponding simulations in one environment. This needs a move of KCDC to most modern computing, storage and data access concepts.

Notice

Please note that since this article has been written, KCDC was further developed and improved. The description here is based on the *Open Beta Version: NABOO.2*. Please visit the KCDC page (<https://kcdc.i kp.kit.edu>) and click the button ‘Announcements-Developer News’ for more information.

Acknowledgements The KCDC team within the KASCADE-Grande collaboration acknowledges the continuous support of the project by the ‘Helmholtz Alliance for Astroparticle Physics HAP’ funded by the Initiative and Networking Fund of the Helmholtz Association. In addition we acknowledge the fruitful cooperation with the Steinbuch Computing Centre at KIT as well as the cooperation with the local Thomas-Mann-Gymnasium, Blankenloch and its interested pupils and with students from the University Strasbourg.

Open Access This article is distributed under the terms of the Creative Commons Attribution 4.0 International License (<http://creativecommons.org/licenses/by/4.0/>), which permits unrestricted use, distribution, and reproduction in any medium, provided you give appropriate credit to the original author(s) and the source, provide a link to the Creative Commons license, and indicate if changes were made. Funded by SCOAP³.

References

1. T. Antoni et al. (KASCADE Collaboration), *Astropart. Phys.* **24**, 1 (2005)
2. W.-D. Apel et al. (KASCADE-Grande Collaboration), *PRL* **107**, 171104 (2011)
3. W.-D. Apel et al. (KASCADE-Grande Collaboration), *PRD* **87**, 081101(R) (2013)
4. T. Antoni et al. (KASCADE Collaboration), *Astrophys. J.* **604**, 687 (2004)
5. W.-D. Apel et al. (KASCADE-Grande Collaboration), *Astrophys. J.* **848**, 1 (2017)
6. A. Haungs et al. (KASCADE-Grande Collaboration), *J. Phys. Conf. Ser.* **632**, 012011 (2015)
7. T. Antoni et al. (KASCADE Collaboration), *Nucl. Instr. Meth. A* **513**, 490 (2003)
8. W.D. Apel et al. (KASCADE-Grande Collaboration), *Nucl. Instr. Meth. A* **620**, 202 (2010)
9. H. Falcke et al. (LOPES Collaboration), *Nature* **435**, 313 (2005)
10. R. Smida et al. (CROME Collaboration), *Eur. Phys. J. Web Conf.* **53**, 08010 (2013)
11. J. Engler et al., *Nucl. Instr. Meth. A* **427**, 528 (1999)
12. P. Doll et al., *Nucl. Instr. Meth. A* **488**, 517 (2002)
13. D. Kang, Z. Feng et al. (KASCADE-Grande Collaboration), *Proc. ICRC, The Netherlands, PoS(ICRC2015)812* (2015)
14. W.D. Apel et al. (KASCADE-Grande Collaboration), *Astropart. Phys.* **36**, 183 (2012)
15. A. Haungs, H. Rebel, M. Roth, *Rept. Prog. Phys.* **66**, 1145 (2003)
16. A. Haungs et al. (KASCADE-Grande Collaboration), *Proc. ICRC, The Netherlands, PoS(ICRC2015)278* (2015)
17. D. Heck et al., report Forschungszentrum Karlsruhe, FZKA **6019**, (1998)
18. T. Antoni et al. (KASCADE Collaboration), *J. Phys. G* **36**, 035201 (2009)
19. W.-D. Apel et al. (KASCADE-Grande Collaboration), *Astropart. Phys.* **65**, 55 (2015)
20. S. Schoo et al. (KASCADE-Grande Collaboration), *Proc. ICRC, The Netherlands, PoS(ICRC2015)262* (2015)
21. D. Kang et al. (KASCADE-Grande Collaboration), *Proc. ICRC, Busan, PoS(ICRC2017)452* (2017)
22. See <https://openaccess.mpg.de/Berlin-Declaration>. Accessed Jan 2015
23. M.D. Wilkinson, *Sci. Data* **3**, 160018 (2016)
24. See https://kcdc.i kp.kit.edu/static/pdf/kcdc_mainpage/kcdc-Manual.pdf. Accessed July 2018
25. S. Ostapchenko, *PRD* **83**, 014018 (2011)
26. A. Fassò, et al., Report CERN-2005-10, INFN/TC-05/11, SLAC-R-773 (2005)
27. T. Pierog, *JPS Conf. Proc.* **19**, 011018 (2018)
28. R. Brun et al., *GEANT 3 User Guide*, CERN/DD/EE/84-1 (1987)
29. See http://en.wikipedia.org/wiki/End-user_license_agreement. Accessed Jan 2015
30. See <http://www.re3data.org/>. Accessed Jan 2015