



Cite this: *Mol. Syst. Des. Eng.*, 2019, 4, 779

Decoupling segmental relaxation and ionic conductivity for lithium-ion polymer electrolytes

Dominic Bresser,^a Sandrine Lyonnard,^c Cristina Iojoiu,^d Lionel Picard^e and Stefano Passerini^{a,b}

The use of polymer electrolytes instead of liquid organic systems is considered key for enhancing the safety of lithium batteries and may, in addition, enable the transition to high-energy lithium metal anodes. An intrinsic limitation, however, is their rather low ionic conductivity at ambient temperature. Nonetheless, it has been suggested that this might be overcome by decoupling the ion transport and the segmental relaxation of the coordinating polymer. Here, we provide an overview of the different approaches to achieve such decoupling, including a brief recapitulation of the segmental-relaxation dependent ion conduction mechanism, exemplarily focusing on the archetype of polymer electrolytes – polyethylene oxide (PEO). In fact, while the understanding of the underlying mechanisms has greatly improved within recent years, it remains rather challenging to outperform PEO-based electrolyte systems. Nonetheless, it is not impossible, as highlighted by several examples mentioned herein, especially in consideration of the extremely rich polymer chemistry and with respect to the substantial progress already achieved in designing tailored molecules with well-defined nanostructures.

Received 16th March 2019,
Accepted 29th April 2019

DOI: 10.1039/c9me00038k

rsc.li/molecular-engineering

Design, System, Application

Polymer electrolytes are considered key for enabling the transition to high-energy lithium metal batteries. However, decoupling the Li⁺-ion transport from the segmental relaxation of the coordinating polymer is a must to achieve high conductivities at room and sub-ambient temperatures. Here, we provide an overview of the different approaches to achieve such a decoupling taking advantage of the extremely rich polymer chemistry and the substantial progress already achieved in designing tailored molecules with well-defined nanostructures.

1. Introduction

Electrochemical energy storage in batteries and, in particular, lithium-ion batteries is considered key for satisfying the mobility needs of our society, thus, contributing to the successful transition to renewable energy sources only.^{1–5} To fully satisfy the corresponding requirements, however, further improvement concerning the energy and power density as well as safety is required. In this regard, polymer-based electrolytes may help to address at least two of these aspects, *i.e.*, energy density and safety, allowing for the use of metallic lithium as anode and replacing easily flammable and chemically unstable liquid organic electrolytes, respectively.^{6–10} Polyethylene oxide (PEO) is the most investigated and com-

mercially employed polymer electrolyte due to its high stability towards reduction, including the contact with metallic



Dominic Bresser

Dominic Bresser is serving as group leader at the Helmholtz Institute Ulm (HIU), affiliated with the Karlsruhe Institute of Technology (KIT), Germany, focusing especially on the development of alternative anode materials, polymer electrolytes, and aqueous cathode processing technologies for lithium batteries. Prior to this, he held a postdoctoral position at CEA in Grenoble, France, where he was studying new macromolecular electrolytes,

after he completed his PhD at Muenster University, Germany, during which he studied nanostructured lithium-ion active materials. He is Co-author of >60 peer-reviewed publications (h-index: 26; Scopus), 4 book chapters, and 18 patents and patent applications.

^a Karlsruhe Institute of Technology (KIT), 76021 Karlsruhe, Germany.

E-mail: dominic.bresser@kit.edu, stefano.passerini@kit.edu

^b Helmholtz Institute Ulm (HIU), 89081 Ulm, Germany

^c CEA, CNRS, SYMMES, University Grenoble Alpes, 38000 Grenoble, France.

E-mail: sandrine.lyonnard@cea.fr

^d CNRS, Grenoble INP, LEPMI, University Grenoble Alpes, 38000 Grenoble, France.

E-mail: cristina.iojiu@lepmi.grenoble-inp.fr

^e CEA, LITEN, DEHT, STB, University Grenoble Alpes, 38054 Grenoble, France.

E-mail: lionel.picard@cea.fr



lithium, low cost, and relatively facile handling and processing.^{11–13} Nevertheless, it is affected by a rather low electrochemical stability towards oxidation limiting its application to LiFePO₄-type cathodes.^{14,15} Additionally, its ionic conductivity at ambient temperature is rather limited. In fact, for PEO-based systems, it commonly remains well below 10⁻⁴

S cm⁻¹ and, thus, significantly below the minimum of 10⁻³ S cm⁻¹ required for practical applications.^{8,9,13} This is essentially related to its dependency on the segmental relaxation of the cation-coordinating polymer chains, *i.e.*, the lack of substantial segmental motion at temperatures substantially lower than the melting point of the polymer.^{12,13,16–19} Many



Sandrine Lyonnard

Dr. Sandrine Lyonnard received her Ph.D. in Solid State Physics from the University of Orsay, France. She was appointed at the Commissariat à l'Energie Atomique et aux Energies Alternatives (CEA) to develop neutron and X-rays scattering/imaging techniques for the characterization of the structure and (ion/solvent) dynamics in soft matter materials, e.g. ionic polymers, self-assembled and nanostructured materials. In recent years,


her focus is on operando studies of proton exchange fuel cells and lithium ion batteries at Large Scale Facilities. She is serving as group leader at the Fundamental Research Department of CEA in Grenoble. She (co)authored >60 peer-reviewed publications and 2 book chapters.



Cristina Iojoiu

Cristina Iojoiu is Senior Research Scientist at National Center for Scientific Research (CNRS) in the Laboratory of Electrochemistry and Physical-chemistry of Materials and Interfaces (LEPMI), Grenoble, France. Her activity is focused on the design and physicochemical and electrochemical characterization of ionomers, salts, ionic liquids and polymer electrolytes dedicated to energy applications such as: batteries (lithium-poly-

mer, lithium-ion, Mg, Ca, Na, redox flow) and fuel cells (protonic and alkaline conducting membranes). She is co-author of >75 peer-reviewed papers and 5 book chapters and co-inventor of 15 patents.



Lionel Picard

Lionel Picard is a CEA researcher since 2010, after receiving his Ph.D. in Material Sciences (polymers and composites specialty) from Univ. Lyon 1. His expertise combines the development of Li-ion batteries up to the pre-commercial scale with a deep knowledge of polymer chemistry including synthesis, physicochemical and electrochemical characterization, and processing. He has gained several years of experience already

in leading a group of 20 people active in the development of (gel) polymer electrolytes and innovative post-Li-ion batteries (Li-S & Li-Air). Recently, he has also actively fostered the research and development of organic active materials and nanostructured single-ion conducting macromolecular electrolytes at CEA and lead several industry and publicly funded research projects in this field. He is a CEA expert since 2013 in polymers for energy storage and generations. He has published 7 peer-reviewed papers and has a h-index of 6. He is co-inventor of 25 patents, dealing with his different research subjects, most of which are extended. He supervises 6 PhD student (3 defended and 3 ongoing) and 18 MSc students.



Stefano Passerini

Stefano Passerini is Professor at the Karlsruhe Institute of Technology (KIT), Helmholtz Institute Ulm (HIU, Germany) since January 1, 2014. Formerly Professor at the University of Muenster (Germany), he cofounded the MEET battery research centre (Muenster, Germany). His research activities are focused on electrochemical energy storage in batteries and supercapacitors. He is co-author of more than 500 scientific papers (h-index:

76; Scopus), a few book chapters and several international patents. In 2012, he has been awarded the Research Award of the Electrochemical Society Battery Division. In 2019, he has been admitted to the Leopoldina Akademie.



efforts have focused on lowering the glass transition temperature (T_g), however, resulting in poorer mechanical stability.^{20–26} Recently, it has been proposed that this intrinsic conductivity limitation might be overcome by decoupling charge transport and segmental relaxation, for instance, by designing well-ordered ion conduction channels within the polymer substrate.

Herein, we review the progress in this field, starting from a brief recapitulation of the “PEO-type” ion conduction mechanism, followed by an overview of the main approaches to realize (partially) decoupled ionic conductivities within the past years. The manuscript is concluded by a short outlook on the approaches and fundamental parameters to be considered for realizing further progress to finally achieve suitable ionic conductivities at (near-)room temperature.

2. Dependency of segmental relaxation and ionic conductivity in PEO-based electrolytes

It has been commonly agreed that the ion conduction in “dry” polymer electrolytes, in particular polyethers like PEO, occurs essentially in the amorphous state *via* the segmental motion of the Li^+ coordinating polymer chains,^{13,17,18,27} (see Fig. 1). On the contrary, the crystalline phase was considered to be only poorly conducting due to the high energy barrier for the required cooperative motion of Li^+ between the preferred sites.²⁸ As a result, the temperature-dependent ionic conductivity follows the non-linear Vogel–Fulcher–Tammann

(VFT) equation,^{17,27,29} *i.e.*, a modified Arrhenius equation proposed for describing the temperature-dependence of viscosity in amorphous glasses.^{30–32} Additionally, the conducting lithium salt generally slows down the segmental dynamics leading to an increase of the T_g .^{27,33} This renders the achievement of suitable ionic conductivities at ambient temperature (*i.e.*, $\geq 10^{-3} \text{ S cm}^{-1}$) even further challenging since the segmental motion is sufficiently pronounced only for temperatures significantly exceeding the T_g of the polymer electrolyte (see Fig. 1, right panel).

The underlying mechanism can be illustrated by the free volume model, depicted in Fig. 2.^{35,36} Above the T_g , the polymer chains are in a state of local segmental motion, resulting in the availability of free volume in direct vicinity of the moving chain segment. This free volume provides the opportunity for an intermolecular coordination of lithium cations, eventually resulting in Li^+ ions “hopping” from one coordination site to another in presence of an electric field, *i.e.*, the transfer of the cation from one polymer chain to another due to the sufficiently reduced energy barrier (see left panel of Fig. 2).³⁷

In an attempt to overcome this limitation, numerous studies have investigated the conduction mechanism in more detail, targeting the in-depth understanding of the effective parameters and their interplay. Insightful findings have been obtained by means of molecular dynamics simulations. Brooks *et al.*,³⁸ for instance, studied electrolyte systems based on LiTFSI (lithium bis(trifluoromethanesulfonyl)imide) and PEO. Using atomistic simulations, they focused the investigations on the interplay between the Li^+ cation and TFSI[−] anion

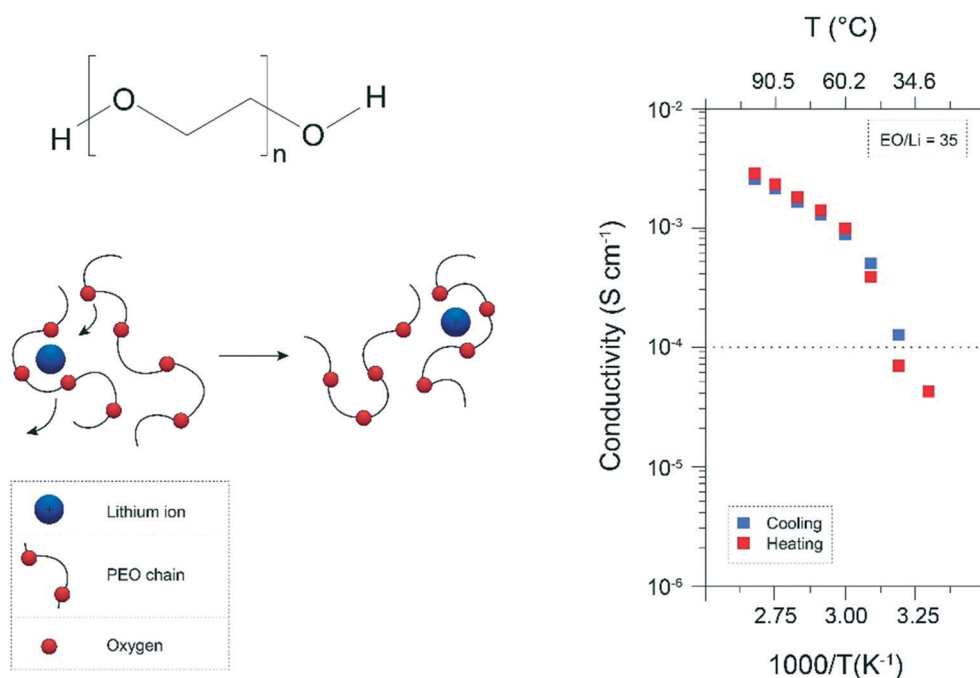


Fig. 1 Chemical formula of PEO and schematic illustration of the Li^+ conduction *via* segmental motion of the cation coordinating PEO chains (left panel). Also shown is the ionic conductivity as a function of temperature, exemplarily for $\text{PEO}_{35}:\text{LiCF}_3\text{SO}_3$ (ref. 34) (reproduced by permission of The Royal Society of Chemistry).



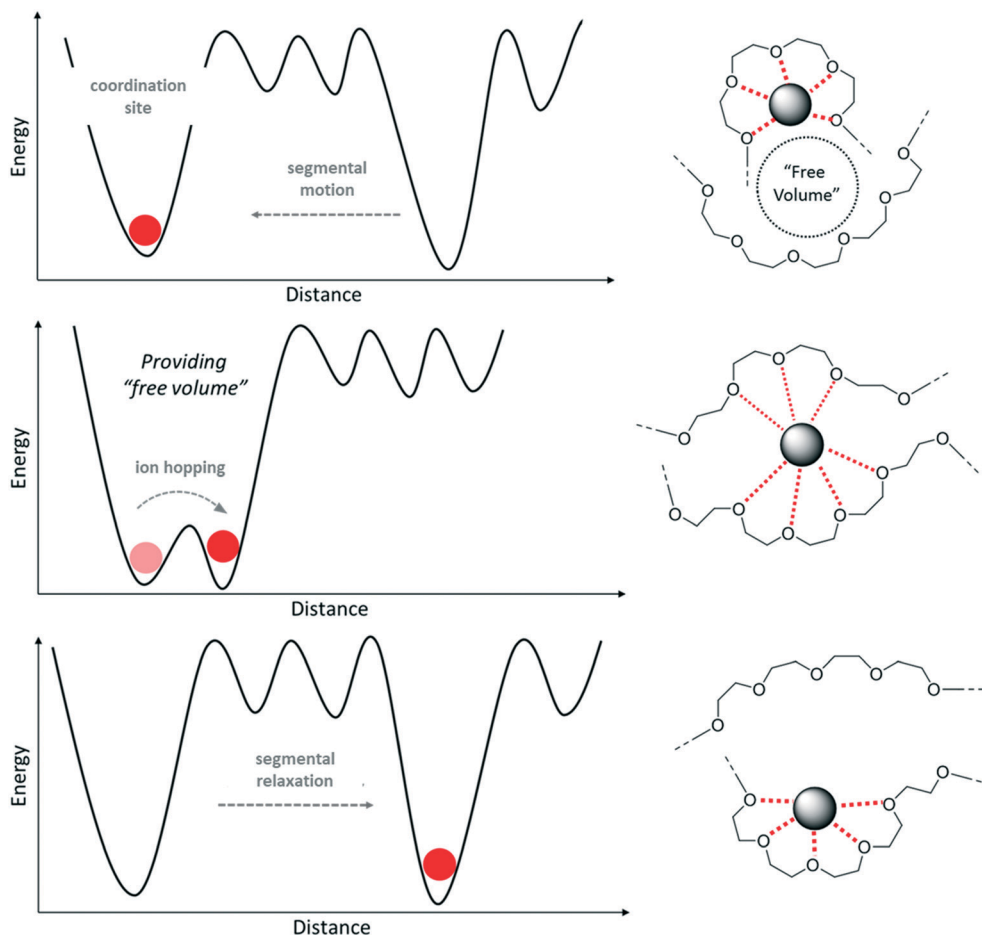


Fig. 2 Energy profile and schematic illustration of the ion transport mechanism within (PEO-type) polymer electrolytes based on the free volume model.

motion along the PEO chain and the hopping between different chains, the polymer motion, as well the intra- and inter-chain diffusion as a function of the LiTFSI concentration and the PEO molecular weight. Based on this thorough investigation they found that the inter-chain hopping is, in fact, the most effective Li^+ transport mechanism, while the oscillation and/or shift of less-mobile ions between several chains has a potentially negative impact on the segmental polymer dynamics. Moreover, the authors highlighted that very flexible PEO chains might coordinate the lithium cations “too strongly”, thus, hindering the effective Li^+ ion conduction. They suggested that the incorporation of more rigid backbones (in the polymer itself or as blend) might allow for a faster diffusion relative to the polymer matrix. Complementary studies were conducted by Wheatle *et al.*^{39,40} regarding the influence of the polymer's dielectric constant and polarity. They used all-atom³⁹ and coarse-grained⁴⁰ molecular dynamics simulations to understand the competition between ion aggregation and polymer segmental dynamics in LiTFSI-doped polyethers. According to their findings, the ionic conductivity in such systems is very sensitive towards the polymer polarity, as the ions tend to cluster into large aggregates in case of low dipole moments, leading to highly correlated ionic motion and de-

creased ionic mobility. Similarly, a too high dipole moment slows down the segmental dynamics of the polymer – also resulting in a reduced ionic conductivity. Accordingly, the polymer is ideally characterized by a sufficiently high dipole moment to avoid ion aggregation, but sufficiently low to allow for fast segmental motion. Interestingly, they found that PEO is one of the most suitable polymers out of those studied in this regard, further supporting its advantageous properties. Hence, it is not surprising that most studies focused on improving the ionic conductivity of PEO-based electrolyte systems by decreasing the T_g and preventing the crystallization of the electrolyte. Approaches to enhance the ionic conductivity of PEO at lower temperatures include the addition of liquid or solid plasticizers^{41–50} or the modification of the polymer matrix *via* copolymerization or crosslinking.^{51–56}

Bruce and co-workers,^{57–60} however, challenged this general trend and showed that lithium ions can move in short-chain crystalline PEO/lithium salt complexes along well-defined nanochannels. These are constituted by the PEO helices coordinating the Li^+ cations, in which the latter can move by hopping akin to the Arrhenius-type ion conduction mechanism in ceramic electrolytes.^{17,61} Precisely, the ionic motion is coupled to the local modes of the PEO molecule, serving as



gatekeeper for the cation transport within and the anion transport between these helices (see Fig. 3).⁵⁸

These findings were supported theoretically by using single-point *ab initio* electronic structure calculations⁶² and experimentally by combined stretching/conductivity experiments^{63–65} as well as an investigation of the anisotropy of ion conduction in single-crystalline PEO.⁶⁶ The latter two studies revealed that the ion conduction mechanism in crystalline PEO is highly dependent on the molecular alignment of the PEO chains – at least below the melting point. Similarly, an in-depth investigation of Fullerton-Shirey and Maranas⁶⁷ employing different complementary scattering techniques (incl. quasi-elastic neutron scattering, QENS) on semi-crystalline PEO comprising different lithium salts (*e.g.*, LiClO₄ or LiTFSI) evidenced two types of dynamics. The fast PEO segmental mobility and slow restricted rotations of protons around the Li⁺ cations indicated that one or two PEO chains are embedding the lithium ions in self-assembling helical or cylindrical objects. Moreover, they found that the maximum conductivity recorded could not be attributed to the fast PEO segmental mobility only. Instead, they proposed that also the directed lithium transport within the crystalline domains contributes to the overall ionic conductivity, supporting the partial decoupling of conductivity and segmental dynamics. Nevertheless, the corresponding anion appears also to play a decisive role for the charge transport dynamics, as unveiled by further QENS studies by Saboungi and co-workers,⁶⁸ indicating the dual-ion transport in

PEO/lithium salt complexes as essential. Although the mechanism is rather different from ceramic electrolytes, in which only one ionic species is mobile, the conductivity of the polymer electrolyte could be improved by following similar approaches. The isovalent doping, *i.e.*, the introduction of small quantities of LiTFSI into the LiAsF₆/PEO complex, resembling the effect of defects in crystalline ceramic ion conductors, was found to enhance the ionic conductivity.⁵⁸

3. Decoupling segmental relaxation and charge transport

a) The ‘polymer-in-salt’ approach

Angell and co-workers have been the first to propose an alternative to the ‘salt-in-polymer’ approach by reversing the ratio of the conducting salt and the dissolving polymer, *i.e.*, the so-called ‘polymer-in-salt’ systems.²⁵ Accordingly, they dissolved large amounts of the conducting salt in relatively small amounts of PEO or polypropylene oxide (PPO). In particular, around 0.1–0.2 units of the polyether per mole of salt were used to ensure sufficient elastomeric properties. Such composites revealed ionic conductivities of up to 10^{−4} S cm^{−1} at ambient temperature. These are accompanied by high transport numbers (around 0.9) as such systems allow the rather small lithium cations to move independently of their surroundings, *i.e.*, be decoupled from the segmental motion of the polymer. Similarly, Wei and Shriver²² reported electrolyte systems based on rigid polymers (*i.e.*, poly(1,3-dioxolan-2-one-4,5-diyl oxalate)) with a high concentration of lithium salt (LiCF₃SO₃; 1 : 1 molar ratio). Forsyth, MacFarlane and co-workers further extended this approach to other rigid polymers, for instance, poly(acrylonitrile) (comprising more than 60 wt% of LiCF₃SO₃).^{69,70} They observed substantially increased conductivities with respect to the “diluted” systems – especially for temperatures approaching the *T_g*. Accordingly, it has been generally proposed that the rather irregular polymer structure of such rigid polymers results in a frustrated close packing of the polymer chains. This induces a relatively large free volume within the crystalline electrolyte systems, providing a high density of polar groups to enable a reduced activation energy for the cation hopping from one polar group to another. It may be noted that later studies on high concentrations of the conducting salt dissolved in ionic liquids also revealed a decoupled lithium transport (in this case from viscosity),⁷¹ indicating that this approach is not limited to polymer-based systems only.

b) Frustrated polymers and polymerized ionic liquids

The great importance of frustrated polymer packing for decoupling segmental relaxation and ion conductivity has been investigated also for ‘salt-in-polymer’ systems. Among others, Sokolov and co-workers highlighted that the decoupling correlates with the fragility of the polymer system.^{72–74} Precisely, their studies demonstrated that fragile polymer systems – *i.e.*, rather rigid polymer structures like

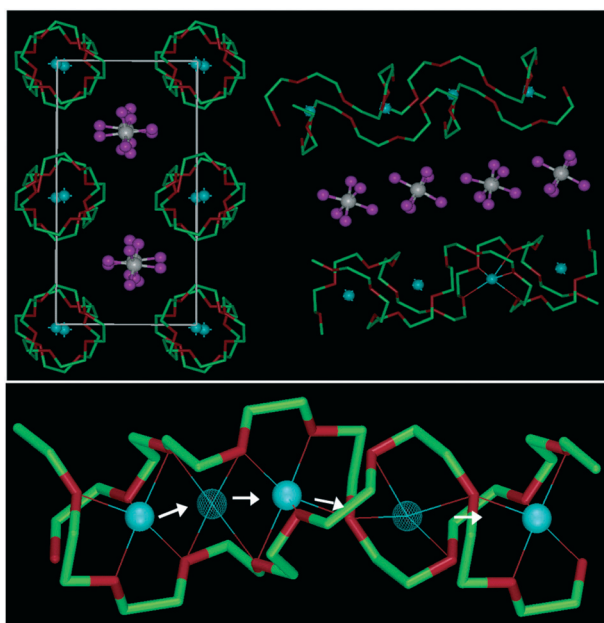


Fig. 3 Upper panel: Illustration of the structure of PEO₆:LiAsF₆ (left) along the rows of lithium cations coordinated by the PEO helices with the anions in-between and (right) in the side view. Lower panel: Schematic presentation of the diffusion of lithium cations within the PEO helices from one coordination site to another (light blue spheres: Li⁺; white spheres: As⁵⁺; magenta spheres: F[−]; green: carbon; red: oxygen) (reprinted with permission from Stoeva *et al.*⁶⁰ Copyright 2003 American Chemical Society).



poly(vinyl chloride), polycarbonate, polystyrene, or poly(methyl methacrylate) and their derivatives – reveal a (partial) decoupling of diffusion-controlled motions, including ion conduction, from segmental dynamics. Such a decoupling increases for an increasing fragility of the polymer and temperatures approaching the T_g – which is analogous to non-polymeric materials.^{72–75} For such systems, ionic motion occurs in the relatively large free volume of the rather loose polymer structure, resulting from the frustrated, thus inefficient, chain packing.^{73,74}

In subsequent studies, Sokolov and co-workers correlated this decoupling to the superionic behavior using a modified Walden plot analysis, suggesting that strongly coupled ion conduction, as observed for amorphous PEO, faces intrinsic limitations for achieving suitable ionic conductivities at ambient temperatures.^{76,77} The classic Walden rule is based on the assumption that the ionic conductivity is directly related to the viscosity of the electrolyte – *i.e.*, the structural relaxation in case of polymers. Accordingly, PEO-type electrolytes show, as expected, the ideal Walden-type behavior. However, the Walden plot analysis also reveals that the targeted molar conductivity can be achieved only for very short relaxation times of less than 10^{-8} s, *i.e.*, at around 80 °C (see Fig. 4a).⁷⁶ Differently, rather rigid polymers, like polystyrene derivatives, reveal superionic behavior at low temperatures (see Fig. 4b). If, moreover, the conductivity is “normalized” by referring to the concentration of free ions only (*i.e.*, excluding ion pairs; indicated as “true” molar conductivity in Fig. 4b), these rigid polymer electrolytes show a superionic behavior across the whole temperature range comparable to superionic inorganic ion conductors like $(\text{AgI})_{0.5}(\text{AgPO}_3)_{0.5}$. However, it should be noted that the concentration of free ions is rather low (about 0.01%) and the actual ionic conductivity still remains inferior

to PEO-based systems.^{76,77} Accordingly, an increased number of free ions, *e.g.*, by increasing the solvating properties of such rigid polymers accompanied by a rather low T_g , is required to achieve suitable ionic conductivities at ambient temperature.^{77,78}

One approach to reach a higher charge concentration relies on the polymerization of ionic liquids (poly(IL)s),^{79–82} resulting in an intrinsically higher number of (free) ions contributing to the charge transfer. Most of the studies in this field focus on polymerized cations, *i.e.*, the anion is the only mobile species if no lithium salt is added, the following considerations may provide some fundamental guidelines for lithium battery electrolytes. Among the first to realize that the temperature-dependent ion conduction in poly(IL)s is not exactly following the trend for the T_g have been Colby and co-workers^{83,84} as well as Winey and co-workers.⁸⁵ These latter systematically studied the effect of a varying alkyl chain length ($n = 2, 4, 8$; see Fig. 5) on the polymer structure and ionic conductivity. A closer investigation of the correlation between the backbone-to-backbone distance and the ionic conductivity in these systems revealed that the T_g is, indeed, not the only factor determining the ionic conductivity, though playing a dominant role.⁸⁶ In addition, the intermolecular anion hopping was found to significantly contribute to the overall conductivity, especially at temperatures approaching the T_g , in agreement with the earlier reported findings of Sokolov and co-workers. For such a reason, the intermolecular distance between the cationic groups as “hopping sites” plays a decisive role, *i.e.*, the larger the distance, the higher the energy barrier for the hopping process and the lower the contribution to the overall charge transport.

While Winey and co-workers⁸⁶ suggested that this energy barrier increases with an increasing alkyl chain length,

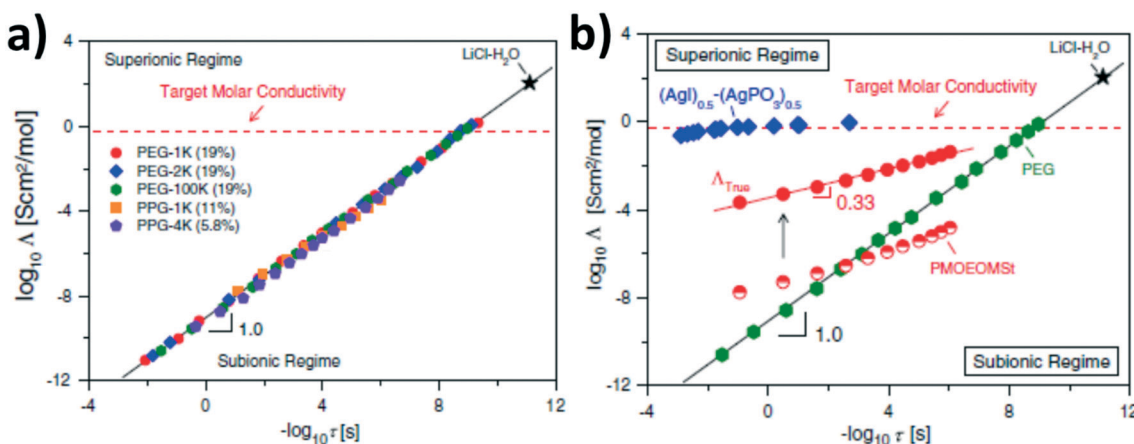


Fig. 4 Modified Walden plots, correlating the molar conductivity (Δ) to the rate of structural (segmental) relaxation ($1/\tau$) for (a) polyethylene glycol (PEG) based electrolytes with varying molecular weight and comprising LiClO_4 as conducting salt in the given weight percentage and (b) a comparison of poly[4-(2-methoxyethoxy)methyl styrene] (PMOEOmSt) comprising 0.3 wt% LiClO_4 (semi-filled symbols in red) and $(\text{AgI})_{0.5}(\text{AgPO}_3)_{0.5}$ (in blue) as well as PEG (100 000 g mol^{-1}) containing 19.4 wt% of LiClO_4 (in green) as reference system for a fully decoupled (inorganic) and fully coupled lithium-ion conductor, respectively. The filled red circles represent the true molar conductivity (Δ_{True}) for PMOEOmSt taking into consideration the free-ion concentration. The ideal Walden line represents a diluted aqueous solution of LiCl and the dashed horizontal line indicates the target molar conductivity needed for achieving an ionic conductivity of $10^{-3} \text{ S cm}^{-1}$ (reprinted from Wang *et al.*,⁷⁶ Copyright 2014, with permission from Elsevier).



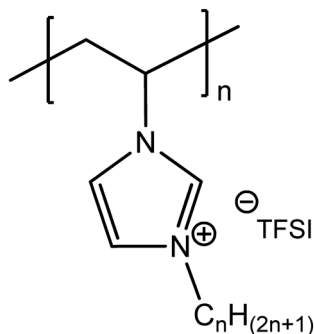


Fig. 5 Chemical structure of 1-alkyl-3-vinylimidazolium bis-(trifluoromethanesulfonyl)imide-derived (C_n VIm-TFSI) homopolymers.

Delhorbe *et al.*⁸⁷ investigated an extended set of C_n VImTFSI poly(IL)s with $n = 2, 4, 6, 8,$ and 10 , showing that such “linear” conclusions have to be taken with care. According to their results, the ion conduction in such systems is governed by a rather complex interplay of physicochemical properties (including the T_g), the charge carrier concentration, and the eventual formation of nanostructures. As a matter of fact, the modified Walden plot analysis proposed by Sokolov and co-workers^{76,77} reveals that the greatest degree of decoupling is achieved for $n = 2$ and 8 , although all systems investigated are characterized by superionic behavior across the whole temperature range (Fig. 6). Following the earlier work on rigid polymers^{73–77} as well as rather recent studies,^{88,89} Delhorbe *et al.*⁸⁷ assigned this finding to the frustration in polymer packing related to the bulky imidazolium cation being closely bonded to the polymer backbone, which result in sufficient free volume for the anions to move. Moreover, they reported additional studies for such poly(IL)s including LiTFSI, showing that the addition of the lithium salt may not lead to substantial changes in the ion conduction mechanism.

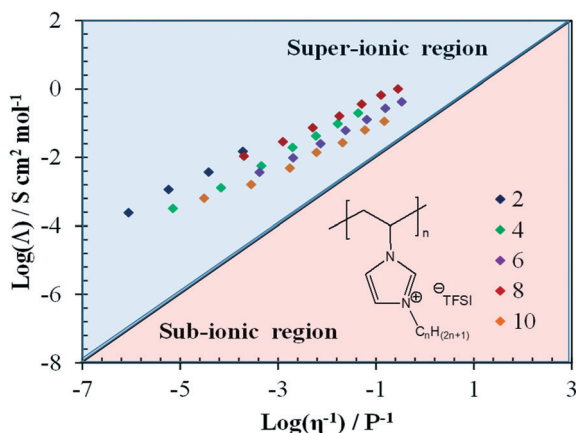


Fig. 6 Walden plot (molar conductivity vs. fluidity) for different C_n VIm-TFSI-derived poly(IL)s with $n = 2, 4, 6, 8,$ and 10 ; the “ideal” Walden line with a slope of 1, obtained for 10 mM aqueous solution of LiCl serves as reference (reprinted with permission from Delhorbe *et al.*⁸⁷ Copyright 2017 American Chemical Society).

Comparable results have been obtained by Sokolov and co-workers for ammonium-based poly(IL)s, also revealing superionic behavior independent of the pendant group, particularly when approaching the T_g and for increasing molecular weights.^{90,91} While the actual ionic conductivity decreased for the latter, a normalization with the T_g revealed that the segmental-relaxation independent conductivity increased up to a polymerization degree of ten before stabilizing.⁹¹ Correlating the degree of decoupling with the flexibility (*i.e.*, the fragility) of the poly(IL) electrolyte by comparing the relatively rigid vinyl-based poly(IL)s and the rather flexible siloxane-type poly(IL)s, confirmed that there is a direct relationship between the chain packing frustration (due to the polymer fragility) and the decoupled ionic motion within the resulting free volume.⁹² As a matter of fact, the authors observed a decreased decoupling under elevated pressure, especially for rather flexible poly(IL)s. For rigid poly(IL) electrolyte, however, this effect was less pronounced, highlighting the importance of the free volume.

In conclusion, the governing factor for such decoupling is essentially the same for poly(IL)s as for the formerly studied neutral polymers. Mogurampelly *et al.*⁹³ confirmed this very recently by means of atomistic molecular dynamics simulations employing quantum-mechanically parametrized force fields. In addition to the experimental findings, these authors stressed the importance of the average lifetime of ion-association as the underlying timescale. Studying exemplarily imidazolium-based poly(IL)s, they reported that the decoupled anion transport occurs *via* intra- and intermolecular ion hopping, involving the formation and breaking of ion-association with four cationic monomeric units of two different polymer chains. If such ion-ion correlations are too strong, however, the decoupled ion conduction remains limited.⁹⁴ In fact, despite the great progress in understanding the relationship between polymer fragility and charge transfer, the ionic conductivity of these electrolytes remains significantly lower than that of PEO-based electrolytes.

c) Realization of anisotropic conduction pathways

The realization of static and anisotropic pathways for the efficient ionic motion¹⁷ *via* supramolecular ordering, similar to highly efficient organic electron conductors,⁹⁵ has been earlier suggested as the key to fully decouple ion conduction and polymer relaxation. Significant contribution to this field was provided by Wright and co-workers, who have been also the first to propose the use of PEO as ion conductor.⁹⁶ The focus of their studies has been on polyether-type polymers, comprising aromatic mesogenic moieties to introduce liquid-crystalline behavior in order to realize the targeted structural ordering (Fig. 7a, left panel).^{97–102} These well-organized electrolytes showed enhanced ionic (cationic and anionic) conductivities along the 2D ionic layers, which could be further improved by mechanical shearing as a result of the increased ordering.^{101,102} Further improvement of the conductivity was realized by introducing a second polymer



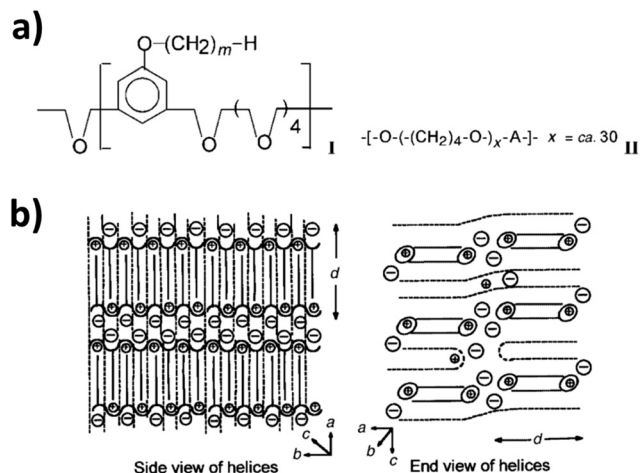


Fig. 7 (a) General formula of the (I) amphiphilic liquid-crystalline polymers investigated (poly[2,5,8,11,14-pentaoxapentadecamethylene(5-alkoxy-1,3-phenylene)]); with m commonly being 16 and (II) the blending polymer (poly(tetramethylene oxide)); with A being either $-CH_2-$ or $-CH_2C(NCH_2)CH_2-$. (b) A schematic illustration of 2D ordering. The solid lines refer to the alkyl chain covalently bonded to the liquid-crystalline polymer I, while the dashed lines refer to additionally introduced polymer II. The alkyl side chains of I interdigitate in a hexagonal lattice layer between the helices formed by the polyethers, encapsulating the lithium cations. The anions are located in the interhelical space (reproduced from ref. 104 with permission from The Royal Society of Chemistry).

(Fig. 7b, right panel), which essentially led to an increase of the internal space of the ionophilic polyether layer by expanding the ionophobic layer.^{103–105} Remarkably, the authors reported an ionic conductivity of 10^{-4} S cm^{-1} at 40 °C within the plane, which appeared to have an Arrhenius-type temperature dependency, and only 10^{-12} to 10^{-13} S cm^{-1} perpendicular to the plane. This confirms the highly anisotropic, potentially decoupled charge transport.^{103,105}

Following the same approach, Imrie, Ingram, and their co-workers targeted the decoupling of ion conduction from segmental relaxation by realizing supramolecular ordering in liquid-crystalline complexes. In their studies, they focused on lithium salt complexed molecules comprising a biphenyl-type mesogenic moiety attached *via* a flexible alkyl-based spacer to a PEO backbone (see Fig. 8a).^{106–108}

The comparison with amorphous polymers revealed a great degree of decoupled charge transfer, if not full decoupling, in the liquid-crystalline material. As a matter of fact, this electrolyte did not show a substantial decrease in conductivity when approaching the T_g . Additionally, the temperature dependency of the ionic conductivity essentially followed the Arrhenius equation,^{108,109} which is characteristic for segmental-relaxation independent ionic motion.^{17,61} Interestingly, they observed a change in slope for the conductivity as a function of temperature for the first-order phase transition rather than for the T_g . Accordingly, they proposed that the molecules self-organize in a smectic phase, bilayer structure (Fig. 8b) supported by several complementary techniques like polarized optical microscopy and X-ray scattering. The pendant liquid-crystalline side groups jacket the polyether side chains, preventing their collapse upon cooling. This eventually enables the ionic mobility also in the solid state (*i.e.*, below the T_g).^{108,109} These findings and the conceived interpretation are remarkable. They indicate that lithium cations might be conducted in polyethers independent of the segmental relaxation also above the T_g . This is a rather interesting subject for further studies to clarify the precise lithium transport mechanism in such systems.

Another group that has largely contributed to the development of liquid-crystalline lithium-ion conductors providing anisotropic conduction pathways, is the group of Kato, Ohno, and co-workers.^{110,111} For instance, they reported the synthesis of biphenyl-based liquid-crystalline complexes of a lithium salt and twin oligomers or mesogenic dimeric molecules comprising oxyethylene spacers, both providing smectic mesophases in a certain temperature range.^{112,113} Comparable to the “common” approach for block copolymer electrolytes,^{114,115} they introduced a non-conducting phase to ensure a certain mechanical stability and an ion-conducting phase based on polyether moieties to dissolve the lithium salt (herein, $LiCF_3SO_3$).^{112,113} These electrolytes achieved rather high ionic conductivities following this approach (*e.g.*, $>10^{-4}$ S cm^{-1} at 50 °C (ref. 113)). The realization of free-standing membranes, to facilitate handling and processing, was successfully obtained by employing liquid-crystalline, *in situ* polymerizable materials as well PEO-containing moieties for the lithium-ion conduction.¹¹⁶ The general strategy

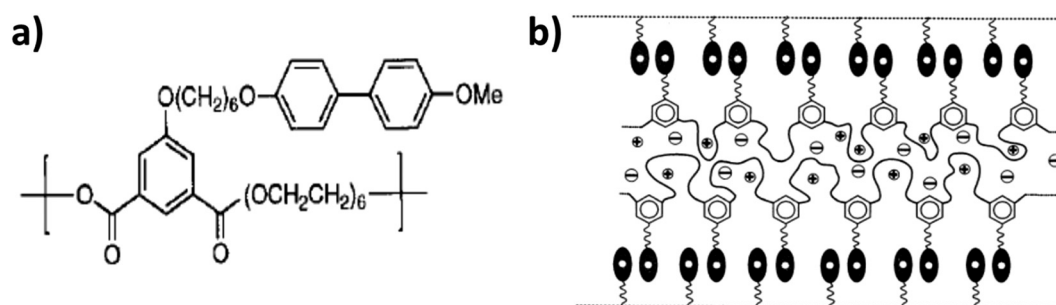


Fig. 8 (a) Molecular structure of the liquid-crystalline polymer investigated (from Imrie¹⁰⁸ Copyright © 1999 by John Wiley Sons, Inc. reprinted by permission of John Wiley & Sons, Inc.). (b) Proposed smectic bilayer nanostructure for the lithium salt complexed liquid-crystalline molecule described in panel (a) (reprinted from Imrie and Ingram,¹⁰⁹ Copyright 2001, with permission from Elsevier).



involved three essential steps: (i) the complexation of the monomer with the lithium salt, (ii) the macroscopic alignment (*e.g.*, by applying an electric field¹¹⁷ or mechanical shearing¹¹⁸), and (iii) the *in situ* polymerization (*e.g.*, by means of UV irradiation).^{116,118–120} However, the ionic conductivity decreased as a result of the polymerization, like for poly(IL)s.^{116,120} To overcome this limitation, new molecules were designed based on tris(alkoxy)phenyl groups and imidazolium salts with acrylate groups at the periphery (see Fig. 9a).¹¹⁸ These resulted resulting in 1D ion-conductive polymer films with ion nanochannels perpendicular (or, for comparison, parallel) to the film surface. While the direct comparison with the horizontally aligned sample revealed a clearly enhanced ionic conductivity, confirming the highly anisotropic charge transport, suitable ionic conductivities were essentially achieved for rather high temperatures ($>10^{-3}$ S cm⁻¹ at 150 °C). Nevertheless, using instead polymerizable ammonium moieties complexed with LiBF₄ in a molar ratio of 4:1 (monomer:LiBF₄) led to the realization of 3D bicontinuous, cubic liquid-crystalline networks (see Fig. 9b). Thanks to this extended network of ion conduction pathways, such electrolyte systems provided higher ionic conductivities (3.1×10^{-4} S cm⁻¹ at 90 °C) than the hexagonal columnar phase investigated for comparison purposes.¹¹⁹

Despite the outstanding achievements in designing advanced liquid-crystalline electrolyte systems, one aspect remained commonly overlooked in recent years. This was the potential decoupling of ionic motion and segmental relaxa-

tion as well as the contribution of the commonly more mobile anion.^{101,102} Only a few studies have continued focusing on this aspect for liquid-crystalline electrolyte systems. Among these are Stoeva *et al.*,¹²¹ who investigated discotic liquid crystal triblock copolymers based on a central main chain triphenylene-based liquid-crystalline block capped at both ends by PEO blocks (MW = 2000 g mol⁻¹) and doped with LiClO₄ in the 6:1 EO:Li ratio. Such material provides a phase-separated morphology consisting of a columnar hexagonal liquid-crystalline phase and PEO-rich domains. Interestingly, these self-standing polymer films revealed an ion conduction mechanism, which appeared to be closely related to that of conventional PEO-type electrolytes. Similarly, a VFT-type conduction mechanism was demonstrated by Wang *et al.*¹²² for flexible, discotic liquid crystal-based crosslinked polymer electrolytes. Polymer electrolytes with different compositions were obtained by one pot photopolymerization of triphenylene-based discotic liquid crystals grafted with vinyl functions to polyethylene glycol diacrylate with a molecular weight varying from 200 to 1000 g mol⁻¹ and LiTFSI. More efficient ion transport was reported in polymer electrolytes with ordered structures obtained by annealing and macroscopic aligned self-assembled columns as well as higher flexibility, *i.e.*, longer polyethylene glycol chains. Differently, Majewski *et al.*¹²³ observed a rather Arrhenius-type temperature dependence of the ionic conductivity for hexagonally-packed, cylindrical liquid-crystalline polymers based on the mesogenic biphenyl moiety and (cylindrical) PEO chains dissolving LiClO₄.

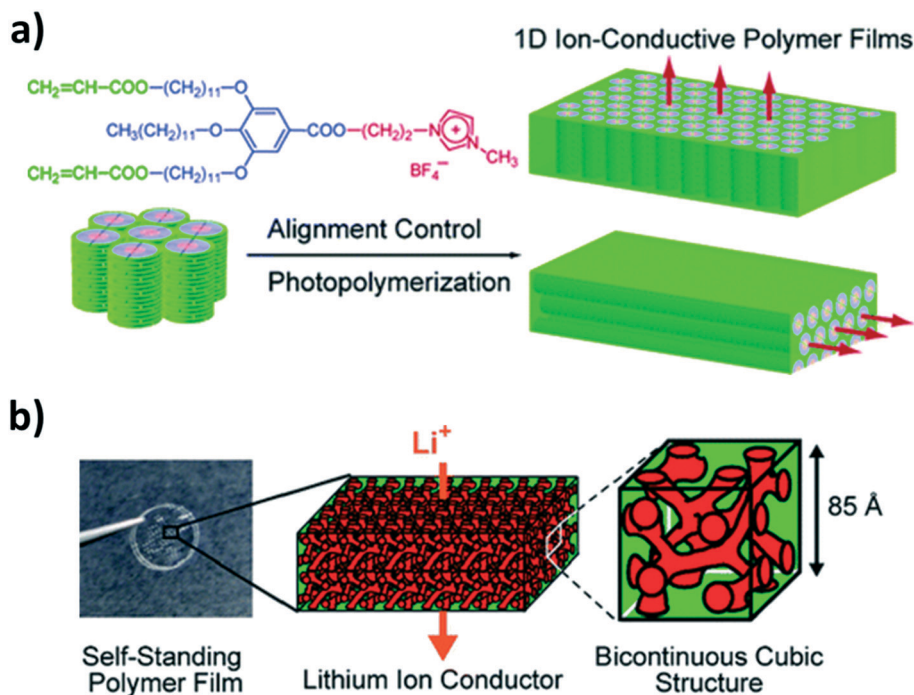


Fig. 9 (a) Chemical formula of the liquid-crystalline molecule providing 1D ion conduction pathways and the general strategy of fixing the macroscopic alignment by photopolymerization to realize 1D nanochannels either perpendicularly or horizontally oriented to the film substrate (reprinted with permission from Yoshio *et al.*¹¹⁸ Copyright 2006 American Chemical Society). (b) Photograph of the self-standing polymer electrolyte membranes and schematic illustration of the 3D bicontinuous cubic liquid-crystalline structure at different magnifications (reprinted with permission from Ichikawa *et al.*¹¹⁹ Copyright 2011 American Chemical Society).



While the ionic motion was confined to the interior of the PEO domains, according to the authors a remarkable improvement in conductivity was obtained by macroscopically aligning the liquid-crystalline orientation up to the millimeter range. Such an improvement stood up to the clearing point, *i.e.*, the transition to the isotropic phase.

Some insights into this rather different behavior, despite the common ion conduction in the polyether domains, might be gained from a rather different system – PEO-based single-ion conductors with the anionic function covalently tethered to the polymer backbone. Molecular dynamics simulations showed that relatively large ion clusters may form chain-like structures, serving as charge conduction pathways, in single-ion conductors with an anionic sulfonate function covalently bonded to the PEO backbone by isophthalate groups.¹²¹ In such a case, the conduction process might be decoupled from the polymer motion, occurring *via* structural diffusion, including the transfer of charges without cation moving – comparable to the proton transfer in poly(perfluorosulfonic acid) or phosphoric acid. Accordingly, the realization of highly ordered ion-aggregate networks might improve the total conductivity by enhancing correlated ion transport, as suggested by coarse-grained molecular dynamics simulations.¹²⁴ Furthermore, LaFemina *et al.*¹²⁵ showed for essentially the same polymer that the lithium dynamics are dominated by either VFT or Arrhenius behavior. This depends on the length of the polyether spacer, the total ion content, and the degree of ionic aggregation. Beside the lithium-ion/polymer interaction in general, the potential ion pairing and aggregation impact the number of lithium ions available for diffusive motion. The formation of ionic aggregates initially slows down the lithium diffusion until, eventually, these aggregates start to overlap. This enables the lithium diffusion between these clusters, as reflected by an increase of the diffusion coefficient. As a consequence, the rate-determining step for low and high ion contents is the separation of ion pairs and the transfer of lithium cations between the aggregates, respectively.

d) The utilization of solvent molecules as ‘single-ion transporters’

Following another approach to (partially) decouple the ion transport from the segmental relaxation of the polymer, a few groups have recently started to develop ionic polymers (also referred to as ‘ionomers’) with the anionic function covalently tethered to the (block co-)polymer backbone. In this systems the lithium cations are essentially “transported” by the incorporated highly dielectric solvent molecules (*e.g.*, ethylene carbonate (EC) or propylene carbonate (PC) – potentially in a mixture with linear organic carbonates like dimethyl carbonate (DMC)). One of the great advantages of this concept is the (near) single-ion conductivity avoiding detrimental charge polarization thus potentially leading to homogeneous lithium deposition, *i.e.*, preventing dendritic metal deposition.^{126–130} Following this approach Rohan *et al.* stud-

ied EC/PC-swollen ionic polymers based on polystyrene¹³¹ or polysiloxane,¹³² providing conductivities around 10^{-3} S cm⁻¹ at ambient temperature. Similarly, Qin *et al.*¹³³ synthesized and investigated polyborate-based electrolytes offering high ionic conductivity (1.8×10^{-4} S cm⁻¹ at 30 °C) upon incorporation of a mixture of EC and DMC. Comparable results were obtained by Li *et al.*¹³⁴ for the electrospun poly(diaminodiphenylsulfone)-type electrolyte. Noteworthy, however, all these systems provide Li⁺ transference numbers (t_+) below 0.9 and require the incorporation of additional polymers like highly dielectric poly(vinylidene difluoride) (PVdF) or its hexafluoropropylene-copolymer to realize suitable mechanical properties. Differently, Oh *et al.*¹³⁵ recently reported a porous poly(arylene ether)-based single-ion electrolyte drenched with a mixture of diethyl carbonate (DEC), EC, and PC (1 : 1 : 1 by volume). The polymer swollen with 92 wt% of the organic carbonates mixture, does not require the presence of PVdF and offers an excellent ionic conductivity (more than 10^{-3} S cm⁻¹ at 25 °C) with t_+ approaching unity (0.98). Nonetheless, one severe constraint remained: the electrochemical (in-)stability towards oxidation, limiting the application of such polymer electrolytes to LiFePO₄ as the cathode active material.^{131–135}

This limitation has been overcome only very recently by Nguyen *et al.*,¹³⁶ who synthesized multi-block co-poly(arylene ether sulfone) single-ion conductors based on alternating ionophobic and ionophilic blocks. The resulting films are self-standing and nanophase-separated. The incorporated EC selectively swells the ionophilic domains, allowing the effective Li⁺ coordination (see Fig. 10). In addition to high ionic conductivities ($>10^{-3}$ S cm⁻¹ at 30 °C, depending on the EC content) and $t_+ = 1$, these membranes allowed for the stable cycling of Li[Ni_{1/3}Co_{1/3}Mn_{1/3}]O₂ for more than 200 cycles.

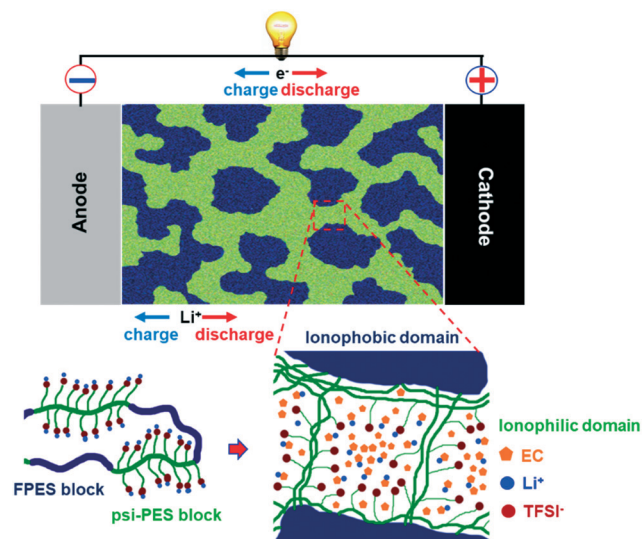


Fig. 10 Schematic illustration of a nanophase-separated ionomer-based electrolyte according to Nguyen *et al.*,¹³⁶ for which the comprised EC molecules selectively swell the ionophilic domains, thus effectively coordinating the Li⁺ cations (reproduced by permission of The Royal Society of Chemistry).



Interestingly, the authors observed a correlation between the polymer nanostructure and the overpotential upon lithium deposition, which, however, is a rather unexplored field of research so far.

4. Remaining challenges and perspective

As reviewed herein, there are different promising approaches to decouple ion conduction in polymer-based electrolyte systems – each of them with its own advantages and remaining challenges. Nevertheless, the realization of defined conduction pathways and/or the use of very mobile small molecules acting as “transporter” appear presently as the most promising approaches. In spite of “solvent-in-salt” electrolytes, these systems operate with lithium concentrations similar to those used in the state-of-the-art lithium-ion batteries. Thus, no great additional costs are expected, however, two great challenges are still to be addressed. Overcoming the conductivity limitations originating from the charge transfer across grain boundaries between rather randomly oriented domains characterized by anisotropic conduction pathways is certainly the first. A potential solution could be the achievement of high, ideally full, degree of alignment,¹¹² *i.e.*, “single-crystalline” electrolytes with perfectly anisotropic ion conduction pathways (as achieved already for liquid-crystalline systems). Alternatively, very small coherent domains with an isotropic orientation and high interconnecting defect densities may address the challenge.¹³⁷ Especially for the latter, the realization of 3D (*e.g.*, bicontinuous cubic or gyroid) conduction pathways rather than (smectic) layered 2D or columnar 1D ion transport channels appear advantageous.

The second challenge regards designing new “transporter” molecules with advanced electrochemical and thermal properties compared to the standard organic carbonates. Here, one may consider the design of small molecules mimicking the important polymer characteristics – comparable to the example of ionic liquids and poly(IL)s. Also, the incorporation of small molecules tailored in a highly complementary fashion, could “complete” the set of requirements for practical electrolyte applications. In any case, it is anticipated that the richness of organic and polymer chemistry will allow for great and rapid progress in this highly attractive and rapidly evolving research field. A key aspect, however, that certainly deserves further investigation is the development of an in-depth understanding of the interplay between the polymer nanostructure and the ion conduction mechanism. This is especially true for the (liquid-)crystalline electrolyte systems, including the contribution of the anion in case of lithium salt complexes. In an attempt to overcome any potentially detrimental impact of the anion, we have recently developed a new (proof-of-concept) electrolyte system, mimicking the single-ion conductivity in ceramic electrolytes, thus, allowing for a fully decoupled charge transport in organic electrolyte systems.¹³⁸ In such liquid-crystalline electrolytes, the Li⁺ transport occurs solely *via* hopping from one anionic func-

tion to the other as confirmed by the Arrhenius-type temperature dependence of the ionic conductivity up to the transition to the isotropic phase.

Another very promising alternative consists in using oxidized conjugated polymers like polyphenylene sulfide. The introduction of several delocalized carbocations on the polymer backbone by *in situ* oxidation results in anchoring the anions of the lithium salt on the polymer, thus “freeing” the Li⁺ cations. Additionally, the rigidity of the conjugated polymer limits its coil conformation, helping creating direct pathways for the Li⁺ cations into the polymer. Accordingly, these electrolytes can achieve ionic conductivities exceeding 10⁻⁴ S cm⁻¹ at 40 °C, *i.e.*, below the *T_g* of these polymers.¹³⁹

In fact, it appears that the smart design of suitably engineered polymer-based electrolyte systems with advanced electrochemical properties has been rapidly developing recently – certainly driven also by the great promise of all-solid-state batteries – indicating that the “golden age” of polymer electrolytes might be yet to come.

Conflicts of interest

There are no conflicts to declare.

Acknowledgements

D. B. and S. P. would like to acknowledge financial support from the German Federal Ministry of Education and Research (BMBF) within the FestBatt project (03XP0175B) and from the Helmholtz Association for the basic funding. S. L. and L. P. would like to thank CEA for the financial support. C. I. would like to acknowledge the Centre of Excellence of Multifunctional Architected Materials “CEMAM” no. AN-10-LABX-44-01. In addition, the authors would like to thank Mr. Dominik Steinle for providing Fig. 2 presented herein.

References

- 1 M. Armand and J.-M. Tarascon, *Nature*, 2008, **451**, 652–657.
- 2 B. Scrosati and J. Garche, *J. Power Sources*, 2010, **195**, 2419–2430.
- 3 M. M. Thackeray, C. Wolverton and E. D. Isaacs, *Energy Environ. Sci.*, 2012, **5**, 7854–7863.
- 4 S. Chu and A. Majumdar, *Nature*, 2012, **488**, 294–303.
- 5 D. Bresser, K. Hosoi, D. Howell, H. Li, H. Zeisel, K. Amine and S. Passerini, *J. Power Sources*, 2018, **382**, 176–178.
- 6 D. Lin, Y. Liu and Y. Cui, *Nat. Nanotechnol.*, 2017, **12**, 194–206.
- 7 A. Varzi, R. Raccichini, S. Passerini and B. Scrosati, *J. Mater. Chem. A*, 2016, **4**, 17251–17259.
- 8 D. T. Hallinan and N. P. Balsara, *Annu. Rev. Mater. Res.*, 2013, **43**, 503–525.
- 9 J. Kalhoff, G. G. Eshetu, D. Bresser and S. Passerini, *ChemSusChem*, 2015, **8**, 2154–2175.
- 10 A. Hammami, N. Raymond and M. Armand, *Nature*, 2003, **424**, 635–636.
- 11 B. Scrosati and C. A. Vincent, *MRS Bull.*, 2000, **25**, 28–30.



- 12 M. Armand, *Solid State Ionics*, 1983, **9–10**(Part 2), 745–754.
- 13 M. Armand, *Adv. Mater.*, 1990, **2**, 278–286.
- 14 M. Wetjen, G.-T. Kim, M. Joost, G. B. Appetecchi, M. Winter and S. Passerini, *J. Power Sources*, 2014, **246**, 846–857.
- 15 Y. Lin, Y. Cheng, J. Li, J. D. Miller, J. Liu and X. Wang, *RSC Adv.*, 2017, **7**, 24856–24863.
- 16 M. A. Ratner and D. F. Shriver, *Chem. Rev.*, 1988, **88**, 109–124.
- 17 M. A. Ratner, P. Johansson and D. F. Shriver, *MRS Bull.*, 2000, **25**, 31–37.
- 18 W. A. Henderson and S. Passerini, *Electrochem. Commun.*, 2003, **5**, 575–578.
- 19 S. D. Druger, M. A. Ratner and A. Nitzan, *Phys. Rev. B: Condens. Matter Mater. Phys.*, 1985, **31**, 3939–3947.
- 20 S. Béranger, M.-H. Fortier, D. Baril and M. B. Armand, *Solid State Ionics*, 2002, **148**, 437–441.
- 21 S. Zhang, Z. Chang, K. Xu and C. A. Angell, *Electrochim. Acta*, 2000, **45**, 1229–1236.
- 22 X. Wei and D. F. Shriver, *Chem. Mater.*, 1998, **10**, 2307–2308.
- 23 K. Xu, *Chem. Rev.*, 2014, **114**, 11503–11618.
- 24 D. Golodnitsky, E. Strauss, E. Peled and S. Greenbaum, *J. Electrochem. Soc.*, 2015, **162**, A2551–A2566.
- 25 C. A. Angell, C. Liu and E. Sanchez, *Nature*, 1993, **362**, 137–139.
- 26 F. L. Souza, E. Longo and E. R. Leite, *ChemPhysChem*, 2007, **8**, 1778–1781.
- 27 K. I. S. Mongeopa, M. Tyagi, J. P. Mailoa, G. Samsonidze, B. Kozinsky, S. A. Mullin, D. A. Gribble, H. Watanabe and N. P. Balsara, *ACS Macro Lett.*, 2018, **7**, 504–508.
- 28 P. Johansson, J. Tegenfeldt and J. Lindgren, *Polymer*, 2001, **42**, 6573–6577.
- 29 S. B. Aziz, T. J. Woo, M. F. Z. Kadir and H. M. Ahmed, *Journal of Science: Advanced Materials and Devices*, 2018, **3**, 1–17.
- 30 H. Vogel, *Z. Phys. Chem.*, 1921, **22**, 645–646.
- 31 G. S. Fulcher, *J. Am. Ceram. Soc.*, 1925, **8**, 339–355.
- 32 G. Tammann and W. Hesse, *Z. Anorg. Allg. Chem.*, 1926, **156**, 245–257.
- 33 G. Mao, M.-L. Saboungi, D. L. Price, M. Armand, F. Mezei and S. Pouget, *Macromolecules*, 2002, **35**, 415–419.
- 34 D. Bresser, S. Passerini and B. Scrosati, *Chem. Commun.*, 2013, **49**, 10545–10562.
- 35 W. H. Meyer, *Adv. Mater.*, 1998, **10**, 439–448.
- 36 J. Owen, in *Comprehensive Polymer Science and Supplements*, Elsevier, 1989, vol. 1, pp. 669–686.
- 37 L. Long, S. Wang, M. Xiao and Y. Meng, *J. Mater. Chem. A*, 2016, **4**, 10038–10069.
- 38 D. J. Brooks, B. V. Merinov, W. A. Goddard, B. Kozinsky and J. Mailoa, *Macromolecules*, 2018, **51**, 8987–8995.
- 39 B. K. Wheatle, J. R. Keith, S. Mogurampelly, N. A. Lynd and V. Ganesan, *ACS Macro Lett.*, 2017, **6**, 1362–1367.
- 40 B. K. Wheatle, N. A. Lynd and V. Ganesan, *ACS Macro Lett.*, 2018, **7**, 1149–1154.
- 41 W. H. Meyer, *Adv. Mater.*, 1998, **10**, 439–448.
- 42 J.-H. Shin, W. A. Henderson and S. Passerini, *Electrochem. Commun.*, 2003, **5**, 1016–1020.
- 43 J. W. Fergus, *J. Power Sources*, 2010, **195**, 4554–4569.
- 44 E. Quartarone, P. Mustarelli and A. Magistris, *Solid State Ionics*, 1998, **110**, 1–14.
- 45 E. Quartarone and P. Mustarelli, *Chem. Soc. Rev.*, 2011, **40**, 2525–2540.
- 46 L. Long, S. Wang, M. Xiao and Y. Meng, *J. Mater. Chem. A*, 2016, **4**, 10038–10069.
- 47 F. Croce, G. B. Appetecchi, L. Persi and B. Scrosati, *Nature*, 1998, **394**, 456–458.
- 48 D. Diddens and A. Heuer, *J. Phys. Chem. B*, 2014, **118**, 1113–1125.
- 49 M. Joost, M. Kunze, S. Jeong, M. Schönhoff, M. Winter and S. Passerini, *Electrochim. Acta*, 2012, **86**, 330–338.
- 50 D. Lin, W. Liu, Y. Liu, H. R. Lee, P.-C. Hsu, K. Liu and Y. Cui, *Nano Lett.*, 2016, **16**, 459–465.
- 51 R. J. Sengwa, P. Dhatarwal and S. Choudhary, *Electrochim. Acta*, 2014, **142**, 359–370.
- 52 S. Murakami, K. Ueda, T. Kitade, Y. Ikeda and S. Kohjiya, *Solid State Ionics*, 2002, **154–155**, 399–406.
- 53 J.-S. Chung and H.-J. Sohn, *J. Power Sources*, 2002, **112**, 671–675.
- 54 Y. Ikeda, Y. Wada, Y. Matoba, S. Murakami and S. Kohjiya, *Electrochim. Acta*, 2000, **45**, 1167–1174.
- 55 A. Nishimoto, M. Watanabe, Y. Ikeda and S. Kohjiya, *Electrochim. Acta*, 1998, **43**, 1177–1184.
- 56 A. Thiam, C. Iojoiu, J.-C. Leprêtre and J.-Y. Sanchez, *J. Power Sources*, 2017, **364**, 138–147.
- 57 Z. Gadjourova, Y. G. Andreev, D. P. Tunstall and P. G. Bruce, *Nature*, 2001, **412**, 520–523.
- 58 A. M. Christie, S. J. Lilley, E. Staunton, Y. G. Andreev and P. G. Bruce, *Nature*, 2005, **433**, 50–53.
- 59 C. Zhang, S. Gamble, D. Ainsworth, A. M. Z. Slawin, Y. G. Andreev and P. G. Bruce, *Nat. Mater.*, 2009, **8**, 580.
- 60 Z. Stoeva, I. Martin-Litas, E. Staunton, Y. G. Andreev and P. G. Bruce, *J. Am. Chem. Soc.*, 2003, **125**, 4619–4626.
- 61 P. Heitjans and S. Indris, *J. Phys.: Condens. Matter*, 2003, **15**, R1257–R1289.
- 62 P. Johansson and P. Jacobsson, *Electrochim. Acta*, 2003, **48**, 2279–2281.
- 63 S. H. Chung, Y. Wang, S. G. Greenbaum, D. Golodnitsky and E. Peled, *Electrochem. Solid-State Lett.*, 1999, **2**, 553–555.
- 64 D. Golodnitsky, E. Livshits and E. Peled, *Macromol. Symp.*, 2003, **203**, 27–46.
- 65 D. Golodnitsky and E. Peled, *Electrochim. Acta*, 2000, **45**, 1431–1436.
- 66 S. Cheng, D. M. Smith and C. Y. Li, *Macromolecules*, 2014, **47**, 3978–3986.
- 67 S. K. Fullerton-Shirey and J. K. Maranas, *Macromolecules*, 2009, **42**, 2142–2156.
- 68 G. Mao, R. F. Perea, W. S. Howells, D. L. Price and M.-L. Saboungi, *Nature*, 2000, **405**, 163.
- 69 A. Ferry, L. Edman, M. Forsyth, D. R. MacFarlane and J. Sun, *J. Appl. Phys.*, 1999, **86**, 2346–2348.
- 70 M. Forsyth, S. Jiazeng and D. MacFarlane, *Electrochim. Acta*, 2000, **45**, 1249–1254.



- 71 G. A. Giffin, A. Moretti, S. Jeong and S. Passerini, *J. Power Sources*, 2017, **342**, 335–341.
- 72 A. P. Sokolov and K. S. Schweizer, *Phys. Rev. Lett.*, 2009, **102**, 248301.
- 73 A. L. Agapov and A. P. Sokolov, *Macromolecules*, 2011, **44**, 4410–4414.
- 74 Y. Wang, A. L. Agapov, F. Fan, K. Hong, X. Yu, J. Mays and A. P. Sokolov, *Phys. Rev. Lett.*, 2012, **108**, 088303.
- 75 K. Kunal, C. G. Robertson, S. Pawlus, S. F. Hahn and A. P. Sokolov, *Macromolecules*, 2008, **41**, 7232–7238.
- 76 Y. Wang, F. Fan, A. L. Agapov, X. Yu, K. Hong, J. Mays and A. P. Sokolov, *Solid State Ionics*, 2014, **262**, 782–784.
- 77 Y. Wang, F. Fan, A. L. Agapov, T. Saito, J. Yang, X. Yu, K. Hong, J. Mays and A. P. Sokolov, *Polymer*, 2014, **55**, 4067–4076.
- 78 M. Adams, V. Richmond, D. Smith, Y. Wang, F. Fan, A. P. Sokolov and D. A. Waldow, *Polymer*, 2017, **116**, 218–225.
- 79 D. Mecerreyes, *Prog. Polym. Sci.*, 2011, **36**, 1629–1648.
- 80 J. Yuan, D. Mecerreyes and M. Antonietti, *Prog. Polym. Sci.*, 2013, **38**, 1009–1036.
- 81 I. Osada, H. de Vries, B. Scrosati and S. Passerini, *Angew. Chem., Int. Ed.*, 2016, **55**, 500–513.
- 82 D. R. MacFarlane, M. Forsyth, P. C. Howlett, M. Kar, S. Passerini, J. M. Pringle, H. Ohno, M. Watanabe, F. Yan, W. Zheng, S. Zhang and J. Zhang, *Nat. Rev. Mater.*, 2016, **1**, 15005.
- 83 M. Lee, U. H. Choi, R. H. Colby and H. W. Gibson, *Chem. Mater.*, 2010, **22**, 5814–5822.
- 84 U. H. Choi, M. Lee, S. Wang, W. Liu, K. I. Winey, H. W. Gibson and R. H. Colby, *Macromolecules*, 2012, **45**, 3974–3985.
- 85 M. D. Green, D. Salas-de la Cruz, Y. Ye, J. M. Layman, Y. A. Elabd, K. I. Winey and T. E. Long, *Macromol. Chem. Phys.*, 2011, **212**, 2522–2528.
- 86 D. Salas-de la Cruz, M. D. Green, Y. Ye, Y. A. Elabd, T. E. Long and K. I. Winey, *J. Polym. Sci., Part B: Polym. Phys.*, 2012, **50**, 338–346.
- 87 V. Delhorbe, D. Bresser, H. Mendil-Jakani, P. Rannou, L. Bernard, T. Gutel, S. Lyonnard and L. Picard, *Macromolecules*, 2017, **50**, 4309–4321.
- 88 J. R. Sangoro, C. Iacob, A. L. Agapov, Y. Wang, S. Berdzinski, H. Rexhausen, V. Strehmel, C. Friedrich, A. P. Sokolov and F. Kremer, *Soft Matter*, 2014, **10**, 3536–3540.
- 89 Z. Wojnarowska, J. Knapik, J. Jacquemin, S. Berdzinski, V. Strehmel, J. R. Sangoro and M. Paluch, *Macromolecules*, 2015, **48**, 8660–8666.
- 90 F. Fan, Y. Wang, T. Hong, M. F. Heres, T. Saito and A. P. Sokolov, *Macromolecules*, 2015, **48**, 4461–4470.
- 91 F. Fan, W. Wang, A. P. Holt, H. Feng, D. Uhrig, X. Lu, T. Hong, Y. Wang, N.-G. Kang, J. Mays and A. P. Sokolov, *Macromolecules*, 2016, **49**, 4557–4570.
- 92 Z. Wojnarowska, H. Feng, Y. Fu, S. Cheng, B. Carroll, R. Kumar, V. N. Novikov, A. M. Kisliuk, T. Saito, N.-G. Kang, J. W. Mays, A. P. Sokolov and V. Bocharova, *Macromolecules*, 2017, **50**, 6710–6721.
- 93 S. Mogurampelly, J. R. Keith and V. Ganesan, *J. Am. Chem. Soc.*, 2017, **139**, 9511–9514.
- 94 E. W. Stacy, C. P. Gainaru, M. Gobet, Z. Wojnarowska, V. Bocharova, S. G. Greenbaum and A. P. Sokolov, *Macromolecules*, 2018, **51**, 8637–8645.
- 95 D. Adam, P. Schuhmacher, J. Simmerer, L. Häussling, K. Siemensmeyer, K. H. Etzbacher, H. Ringsdorf and D. Haarer, *Nature*, 1994, **371**, 141.
- 96 D. E. Fenton, J. M. Parker and P. V. Wright, *Polymer*, 1973, **14**, 589.
- 97 J. A. Siddiqui and P. V. Wright, *Faraday Discuss. Chem. Soc.*, 1989, **88**, 113–122.
- 98 J. P. Patel, P. V. Wright, D. A. Dunmur and A. R. Tajbakhsh, *Adv. Mater. Opt. Electron.*, 1994, **4**, 265–271.
- 99 F. B. Dias, J. P. Voss, S. V. Batty, P. V. Wright and G. Ungar, *Macromol. Rapid Commun.*, 1994, **15**, 961–969.
- 100 F. B. Dias, S. V. Batty, J. P. Voss, G. Ungar and P. V. Wright, *Solid State Ionics*, 1996, **85**, 43–49.
- 101 F. B. Dias, S. V. Batty, G. Ungar, J. P. Voss and P. V. Wright, *J. Chem. Soc., Faraday Trans.*, 1996, **92**, 2599–2606.
- 102 F. B. Dias, S. V. Batty, A. Gupta, G. Ungar, J. P. Voss and P. V. Wright, *Electrochim. Acta*, 1998, **43**, 1217–1224.
- 103 Y. Zheng, F. Chia, G. Ungar, T. H. Richardson and P. V. Wright, *Electrochim. Acta*, 2001, **46**, 1397–1405.
- 104 Y. Zheng, F. Chia, G. Ungar and P. V. Wright, *Chem. Commun.*, 2000, 1459–1460.
- 105 Y. Zheng, P. V. Wright and G. Ungar, *Electrochim. Acta*, 2000, **45**, 1161–1165.
- 106 G. S. McHattie, C. T. Imrie and M. D. Ingram, *Electrochim. Acta*, 1998, **43**, 1151–1154.
- 107 C. T. Imrie, M. D. Ingram and G. S. McHattie, *J. Phys. Chem. B*, 1999, **103**, 4132–4138.
- 108 C. T. Imrie, M. D. Ingram and G. S. McHattie, *Adv. Mater.*, 1999, **11**, 832–834.
- 109 C. T. Imrie and M. D. Ingram, *Electrochim. Acta*, 2001, **46**, 1413–1417.
- 110 T. Kato, N. Mizoshita and K. Kishimoto, *Angew. Chem.*, 2006, **118**, 44–74.
- 111 T. Kato, M. Yoshio, T. Ichikawa, B. Soberats, H. Ohno and M. Funahashi, *Nat. Rev. Mater.*, 2017, **2**, 17001.
- 112 T. Ohtake, K. Ito, N. Nishina, H. Kihara, H. Ohno and T. Kato, *Polym. J.*, 1999, **31**, 1155.
- 113 T. Ohtake, Y. Takamitsu, K. Ito-Akita, K. Kanie, M. Yoshizawa, T. Mukai, H. Ohno and T. Kato, *Macromolecules*, 2000, **33**, 8109–8111.
- 114 N. S. Wanakule, A. Panday, S. A. Mullin, E. Gann, A. Hexemer and N. P. Balsara, *Macromolecules*, 2009, **42**, 5642–5651.
- 115 R. Bouchet, S. Maria, R. Meziane, A. Aboulaich, L. Lienafa, J.-P. Bonnet, T. N. T. Phan, D. Bertin, D. Gigmes, D. Devaux, R. Denoyel and M. Armand, *Nat. Mater.*, 2013, **12**, 452–457.
- 116 K. Kishimoto, M. Yoshio, T. Mukai, M. Yoshizawa, H. Ohno and T. Kato, *J. Am. Chem. Soc.*, 2003, **125**, 3196–3197.
- 117 H. Shimura, M. Yoshio, A. Hamasaki, T. Mukai, H. Ohno and T. Kato, *Adv. Mater.*, 2009, **21**, 1591–1594.
- 118 M. Yoshio, T. Kagata, K. Hoshino, T. Mukai, H. Ohno and T. Kato, *J. Am. Chem. Soc.*, 2006, **128**, 5570–5577.



- 119 T. Ichikawa, M. Yoshio, A. Hamasaki, J. Kagimoto, H. Ohno and T. Kato, *J. Am. Chem. Soc.*, 2011, **133**, 2163–2169.
- 120 T. Ichikawa, M. Yoshio, A. Hamasaki, S. Taguchi, F. Liu, X. Zeng, G. Ungar, H. Ohno and T. Kato, *J. Am. Chem. Soc.*, 2012, **134**, 2634–2643.
- 121 Z. Stoeva, Z. Lu, M. D. Ingram and C. T. Imrie, *Electrochim. Acta*, 2013, **93**, 279–286.
- 122 S. Wang, X. Liu, A. Wang, Z. Wang, J. Chen, Q. Zeng, X. Jiang, H. Zhou and L. Zhang, *ACS Appl. Mater. Interfaces*, 2018, **10**, 25273–25284.
- 123 P. W. Majewski, M. Gopinadhan, W.-S. Jang, J. L. Lutkenhaus and C. O. Osuji, *J. Am. Chem. Soc.*, 2010, **132**, 17516–17522.
- 124 K. Lu, J. K. Maranas and S. T. Milner, *Soft Matter*, 2016, **12**, 3943–3954.
- 125 N. H. LaFemina, Q. Chen, R. H. Colby and K. T. Mueller, *J. Chem. Phys.*, 2016, **145**, 114903.
- 126 C. Brissot, M. Rosso, J.-N. Chazalviel, P. Baudry and S. Lascaud, *Electrochim. Acta*, 1998, **43**, 1569–1574.
- 127 C. Brissot, M. Rosso, J.-N. Chazalviel and S. Lascaud, *J. Power Sources*, 1999, **81–82**, 925–929.
- 128 M. Rosso, T. Gobron, C. Brissot, J.-N. Chazalviel and S. Lascaud, *J. Power Sources*, 2001, **97–98**, 804–806.
- 129 H. Zhang, C. Li, M. Piszcz, E. Coya, T. Rojo, L. M. Rodriguez-Martinez, M. Armand and Z. Zhou, *Chem. Soc. Rev.*, 2017, **46**, 797–815.
- 130 M. D. Tikekar, S. Choudhury, Z. Tu and L. A. Archer, *Nat. Energy*, 2016, **1**, 16114.
- 131 R. Rohan, Y. Sun, W. Cai, Y. Zhang, K. Pareek, G. Xu and H. Cheng, *Solid State Ionics*, 2014, **268**, 294–299.
- 132 R. Rohan, K. Pareek, Z. Chen, W. Cai, Y. Zhang, G. Xu, Z. Gao and H. Cheng, *J. Mater. Chem. A*, 2015, **3**, 20267–20276.
- 133 B. Qin, Z. Liu, J. Zheng, P. Hu, G. Ding, C. Zhang, J. Zhao, D. Kong and G. Cui, *J. Mater. Chem. A*, 2015, **3**, 7773–7779.
- 134 C. Li, B. Qin, Y. Zhang, A. Varzi, S. Passerini, J. Wang, J. Dong, D. Zeng, Z. Liu and H. Cheng, *Adv. Energy Mater.*, 2018, 1803422.
- 135 H. Oh, K. Xu, H. D. Yoo, D. S. Kim, C. Chanthad, G. Yang, J. Jin, I. A. Ayhan, S. M. Oh and Q. Wang, *Chem. Mater.*, 2016, **28**, 188–196.
- 136 H.-D. Nguyen, G.-T. Kim, J. Shi, E. Paillard, P. Judeinstein, S. Lyonard, D. Bresser and C. Iojoiu, *Energy Environ. Sci.*, 2018, **11**, 3298–3309.
- 137 K. M. Diederichsen, R. R. Brow and M. P. Stoykovich, *ACS Nano*, 2015, **9**, 2465–2476.
- 138 D. Bresser, M. Leclere, L. Bernard, P. Rannou, H. Mendil-Jakani, S. Lyonard and L. Picard, *presented in part at the International Symposium on Polymer Electrolytes (ISPE) XV*, Uppsala, Sweden, August, 2016.
- 139 M. Zimmerman, *U.S. Pat.*, US9819053B1, Ionic Materials, Inc., 2013.

