

Cite this: *Chem. Commun.*, 2019, 55, 9315Received 12th June 2019,
Accepted 5th July 2019

DOI: 10.1039/c9cc04530a





rsc.li/chemcomm

Reaction of the arsinoamide [(Mes₂AsNPh){Li(OEt₂)₂}] with the low-valent group 14 compounds, [(PhC(‘BuN)₂)₂EC]l (E = Si, Ge) and GeCl₂-dioxane, resulted in two different reaction pathways: simple substitution or substitution accompanied by an insertion step. As a result, either insertion products with an As–Si=N unit and an As–Ge bond, or substitution products, in which the intact arsinoamide binds to the group 14 elements via the N atom, were obtained.

Although P–N ligands such as bis(phosphino)amines R₂P–N(H)–PR₂ and aminophosphines R₂P–N(H)R', and their anionic derivatives (R₂P–N–PR₂)[–] and (R₂P–NR')[–], are well-established ligands for a wide range of metals,¹ the coordination chemistry of the heavier arsenic congener R₂As–N(H)R' is virtually unknown. Lately, we reported the synthesis of the aminoarsane Mes₂AsN(H)Ph and its alkali metal derivatives [(Mes₂AsNPh){Li(OEt₂)₂}], [(Mes₂AsNPh){Na(OEt₂)₂}]₂ and [(Mes₂AsNPh){K(THF)}]₂.² Herein, we showcase the first reactivity studies of these arsinoamides by salt metathesis reactions of the Li salt with low-valent group 14 compounds. Different reaction pathways were observed depending on the nature of the group 14 element and its substituent.

Low-valent group 14 compounds were chosen as suitable precursors because they possess a dual Lewis acid–base character, due to the presence of a lone pair and a vacant p orbital on the same atom.³ These features allow for a wide range of reactivity, e.g. low-valent group 14 compounds have attracted increasing attention in the context of small molecule activation (e.g. H₂, NH₃, N₂O, and CO₂).⁴ The usual mechanism involves the donation from the filled σ orbital of the small molecule into the vacant p orbital of low-valent group 14 elements and the back-donation from the lone pair of low-valent group 14 elements to the empty σ* orbital of the small molecule.⁵ Because of their ability to split both single bonds, e.g. E–H

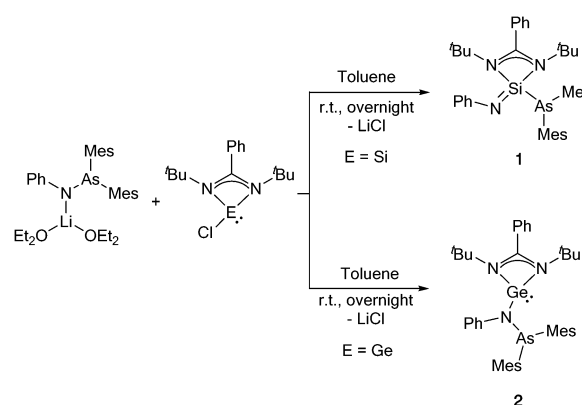
Reaction of an arsinoamide with chloro tetrylenes: substitution and As–N bond insertion†

Xiao Chen, Thomas Simler,  Ravi Yadav, Michael T. Gamer,  Ralf Köppe  and Peter W. Roesky *

(E = H, C, N, P *etc.*),^{4d,6} and double bonds, e.g. C=X (X = C, O, S *etc.*),⁷ low-valent group 14 compounds possess a great potential application for catalytic reactions, in a similar way as transition metal compounds.^{4c,8}

Reaction of the silylene [LSiCl] (L = PhC(‘BuN)₂) with the arsinoamide [(Mes₂AsNPh){Li(OEt₂)₂}] at room temperature led to the formation of [LSi(=NPh)(AsMes₂)] (1) (Scheme 1), which corresponds to the insertion product of the silylene into the As–N bond of the arsinoamide. Compound 1 was isolated in 61% crystalline yield. The insertion of the Si atom into the As–N bond resulted in the formal oxidation of the Si centre, from +2 to +4, which is reflected by the ²⁹Si{¹H} NMR spectrum of 1. In comparison to the precursor [LSiCl] (δ(²⁹Si{¹H}) = 14.6 ppm),⁹ the ²⁹Si{¹H} NMR signal of 1 is upfield shifted to –68.9 ppm, which fits well with the published values for four-fold coordinated silicon compounds, e.g. [LSi(=NAd)X] (X = NPh₂ or NMe₂, Ad = adamantyl).¹⁰

The molecular structure of 1 further reveals an unexpected As–N bond cleavage, which occurred through an oxidative addition step, forming a N=Si–As fragment (Fig. 1). As a result, one Si(IV)–As(III) bond with a distance of 2.3948(6) Å is formed.



Scheme 1 Reaction of the arsinoamide [(Mes₂AsNPh){Li(OEt₂)₂}] with amidinate silylene and germylene [(PhC(‘BuN)₂)₂EC]l (E = Si, Ge).

Institute of Inorganic Chemistry, Karlsruhe Institute of Technology, Engesserstr. 15, 76131 Karlsruhe, Germany. E-mail: roesky@kit.edu

† Electronic supplementary information (ESI) available: Experimental procedure and characterization of 1–4 including crystallographic data. CCDC 1922573–1922576. For ESI and crystallographic data in CIF or other electronic format see DOI: 10.1039/c9cc04530a



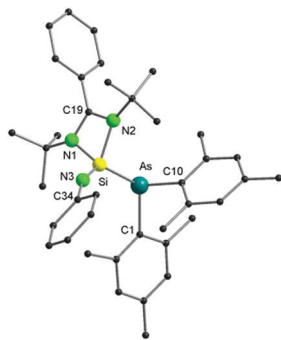


Fig. 1 Molecular structure of compound **1** in the solid state. Hydrogen atoms have been omitted for clarity. Selected bond distances and angles are given in the ESI.†

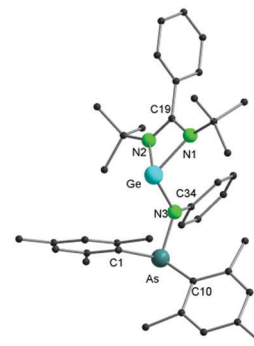


Fig. 2 Molecular structure of compound **2** in the solid state. Hydrogen atoms have been omitted for clarity. Selected bond distances and angles are given in the ESI.†

The observed bond distance is consistent with that of other silicon–arsenic single bonds, *e.g.* 2.352(1) Å in $[\text{Mo}(\text{CO})_4(\text{Me}_2\text{AsSiMe}_2(\text{CH}_2)_2\text{AsMe}_2)]$.¹¹ In addition, the Si=N3 bond length (1.570(2) Å) agrees well with the reported value for a silicon–nitrogen double bond (*e.g.* 1.545(2) Å in the silimine $[\text{LSi}(\text{Cl})=\text{N}(2,6\text{-}^i\text{Pr}_2\text{C}_6\text{H}_3)]$.¹² The N3=Si–As angle formed after the insertion of Si into the As–N bond is 133.76(8)°, resulting in a distorted tetrahedral geometry for the four-coordinated silicon atom. Interestingly, ¹H NMR monitoring of the reaction between $[(\text{Mes}_2\text{AsNPh})\{\text{Li}(\text{OEt}_2)_2\}]$ and **LSiCl** revealed the formation of an intermediate, possibly corresponding to the substitution product before the insertion step, that cleanly converts into **1** within 1 h at room temperature (see Fig. S10 and S11, ESI†). As the product was purified by crystallisation, the moderate isolated yield of **1** can be traced back to losses during the crystallisation process. Very recently, a related insertion of **[LSiCl]** into the P–N bond of the phosphinoamide $[(\text{Ph}_2\text{PNDipp})\text{Li}]$ (Dipp = 2,6-diisopropylphenyl) has been reported. However, much harsher conditions (80 °C, 18 h) were required for the completion of this reaction.¹³

Motivated by the unexpected results obtained for the reaction of the silylene, we moved on to the heavier tetrylene analogue for comparison. After the reaction of **[LGeCl]** with $[(\text{Mes}_2\text{AsNPh})\{\text{Li}(\text{OEt}_2)_2\}]$ under identical reaction conditions as for the synthesis of **1**, **[LGe(Mes₂AsNPh)]** (**2**) was isolated in 63% crystalline yield (Scheme 1). Compared to $[(\text{Mes}_2\text{AsNPh})\{\text{Li}(\text{OEt}_2)_2\}]$, the signals of the phenyl group of the arsinoamide are downfield shifted in the ¹H NMR spectrum of **2** (7.79–7.16 ppm *vs.* 7.33–6.63 ppm in $[(\text{Mes}_2\text{AsNPh})\{\text{Li}(\text{OEt}_2)_2\}]$). In the ¹³C{¹H} NMR spectrum, the characteristic signal of the NCN carbon atom in the amidinate unit of **2** is upfield shifted (167.4 ppm) compared to that of **[LGeCl]** (173.3 ppm).¹⁴

Single crystal X-ray diffraction of **2** (Fig. 2) reveals that, in contrast to **[LSiCl]**, the germylene analogue **[LGeCl]** did not insert into the As–N bond under the same conditions as used for the synthesis of **1**. In compound **2**, the Ge atom persists in the divalent state. The nitrogen atom of the arsinoamide is bound to both the Ge centre and the As atom, the latter further coordinated by the two mesityl groups. The Ge–N3 bond of **2** is slightly shorter (*ca.* 0.1 Å) than the Ge–N1 and Ge–N2 bonds with the amidinate ligand. However, all three Ge–N bond

lengths are in the typical range for single bonds (*e.g.* from 1.847(3) to 1.981(3) Å in amidinate–germylenes).¹⁵ As seen in $[(\text{Mes}_2\text{AsNPh})\{\text{Li}(\text{OEt}_2)_2\}]$, the arsinoamide in **2** exhibits a *trans* conformation, as defined by the relative orientation of the substituents on the N and As atoms.¹⁶ The three-fold coordinated germanium atom shows a pyramidal coordination geometry (sum of bond angles around Ge of 267.87°), which indicates the presence of a lone pair on the germanium atom. An additional lone pair is located on the As atom, rendering compound **2** a potentially useful ligand for coordination chemistry. The reactivity difference of **[LGeCl]** *vs.* **[LSiCl]** towards the As–N bond may be the result of the lower reduction potential of Ge^{II} compared to Si^{II} and the energetic stabilization of the lone pair in heavier group 14 elements (the inert pair effect). Formation of **1** may result from the rearrangement of a silicon intermediate, structurally similar to **2**, through the nucleophilic attack of the Si–lone pair on the As–N bond. However, the exact mechanism remains elusive. In case of the phosphinoamide ligand $[(\text{Ph}_2\text{PNDipp})]^-$ (see above), a divalent silicon compound, which may be structurally similar to the intermediate leading to **1**, was isolated and slowly isomerised *via* insertion of Si into the P–N bond.¹³ An attempted thermolysis reaction monitored by ¹H NMR spectroscopy revealed that **2** does not undergo a similar isomerisation even at elevated temperatures (up to 100 °C).

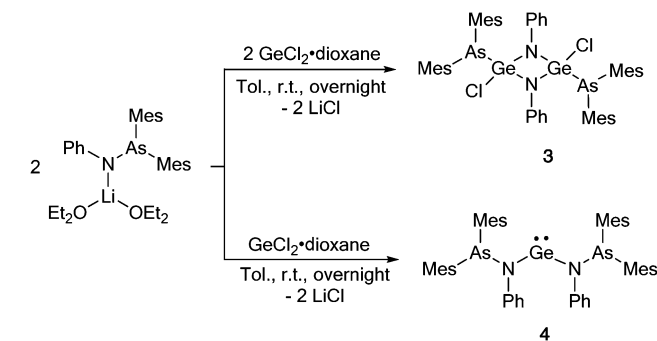
To gain insight into the different reactions of the silylene and germylene, quantum chemical calculations were performed (see ESI† for details). We were able to confirm that **1** is indeed thermodynamically by 49 kJ mol^{−1} more stable with respect to the hypothetical arsinoamide adduct **[LSi(Mes₂AsNPh)]**. In contrast, in the case of the germanium compound, **2** is 52 kJ mol^{−1} more stable than the insertion product **[LGe(=NPh)(AsMes₂)]** possessing an As–Ge=N unit. The reason for this different behaviour is explained by the bonding strengths of the E=N and E–As bonds in the case of the insertion products **1** and **[LSi(Mes₂AsNPh)]** on the one hand and those of the E–N and As–N bonds of the adducts **[LGe(=NPh)(AsMes₂)]** and **2** on the other hand. The results of a Ahlrichs–Heinzmann population analysis based on occupation numbers clearly show that, based on the shared electron numbers (SEN), the Si=N double bond in **1** is distinctly strengthened over the Si–N single bond in **[LSi(Mes₂AsNPh)]** (SEN (Si–N) = 1.19 *vs.*



SEN (Si=N) = 1.62 in **1**), while this effect is less pronounced in the germanium compounds, [LGe(=NPh)(AsMes₂)] (SEN (Ge=N) = 1.41) and **2** (SEN (Ge-N) = 1.02). Instead, in the germanium compounds, the As-N bond in **2** is stronger than the Ge-As bond in [LGe(=NPh)(AsMes₂)] (SEN (Ge-As) = 0.83 vs. SEN (As-N) = 0.91 in **2**). Such an effect is not found in the silicon compounds (**1**: SEN (Si-As) = 0.92; [LSi(Mes₂AsNPh)]: SEN (As-N) = 0.89). From these results we conclude that the weaker Ge=N bond with respect to the Si=N bond is responsible for the preference of structure **2** over [LGe(=NPh)(AsMes₂)] and **1** over [LSi(Mes₂AsNPh)]. The lower bond angle ∠(Ge=N-C) = 132.6° and the higher partial charge at N (Q(N) = -0.35) in [LGe(=NPh)(AsMes₂)] compared to **1** (∠(Si=N-C) = 159.3°, Q(N) = -0.25) also confirms the different double bond and lone pair characters in both insertion products (**1** and [LGe(=NPh)(AsMes₂)]). This hypothesis is furthermore confirmed by means of a comparative plot of localized molecular orbitals (LMO) of interest (Fig. S20, ESI†).

To investigate the effect of the amidinate supporting ligand on the observed As-N bond insertion, GeCl₂-dioxane was employed as a precursor in the reaction (Scheme 2). The treatment of GeCl₂-dioxane with 1 equiv. of [(Mes₂AsNPh)-{Li(OEt₂)₂}] at room temperature resulted in the formation of the insertion product [(Mes₂As)(Cl)Ge(μ-NPh)]₂ (**3**), which was isolated in 36% crystalline yield. The insertion leads to a formally tetravalent Ge species (Scheme 2). As a result, the NMR spectra of **3** show significant shifts of all signals. In the ¹H NMR spectrum of **3**, the resonances of the *o*- and *p*-methyl groups (2.23 and 2.22 ppm) of the mesityl ring are highly shifted compared to the starting arsinoamide [(Mes₂AsNPh)-{Li(OEt₂)₂}] (2.66 and 2.12 ppm).²

According to single crystal X-ray diffraction studies, compound **3** reveals a dimeric arrangement (Fig. 3), in which the germanium atom is inserted into the As-N bond, forming a rare Ge-As bond. Only a limited number of compounds containing a Ge-As bond have been reported so far.^{1a,17} In the solid state, **3** forms a perfect planar Ge-N-Ge-N four-membered ring with four-fold coordinated germanium atoms in a distorted tetrahedral geometry. The (Mes₂As)⁻ groups and the chloride anions are arranged in a *trans* fashion across this ring. The distance of the Ge(IV)-As(III) bond is 2.4316(7) Å, which is in good agreement with that in 1,3-diarsa-2-sila-4-germacyclobutanes (2.457(1) Å)^{17a}



Scheme 2 Reaction of the arsinoamide [(Mes₂AsNPh){Li(OEt₂)₂}] with GeCl₂-dioxane in 1:1 and 2:1 ratio.

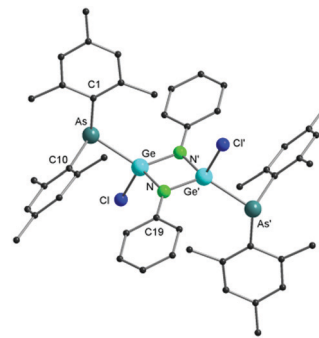


Fig. 3 Molecular structure of compound **3** in the solid state. Hydrogen atoms have been omitted for clarity. Selected bond distances and angles are given in the ESI.†

and in lithioarsinoorganogermanes (2.442(2) Å).^{17b} In comparison to [LGeCl], GeCl₂-dioxane features a higher reactivity towards activation of the As-N bond, which may be a result of the absence of the amidinate ligand, which is well known to stabilize low-valent group 14 compounds.^{14,18} It is noteworthy that, to the best of our knowledge, no P-N bond insertion has ever been observed in germylene phosphinoamide compounds.¹⁹

Interestingly, the reaction of 2 equiv. of [(Mes₂AsNPh)-{Li(OEt₂)₂}] with GeCl₂-dioxane does not result in an As-N bond cleavage, indicating that the stoichiometry of the reactants plays a major role in the As-N bond activation. Instead, the di(arsinoamide)germylene [(Mes₂AsNPh)₂Ge] (**4**) was isolated as a bright yellow solid in high yields (87%) (Scheme 2). The ¹H and ¹³C{¹H} spectra NMR indicate a highly symmetric species in solution.

Single crystal X-ray diffraction studies confirmed the formation of a di(arsinoamide) species (Fig. 4). We assume that the presence of two bulky arsinoamides stabilizes the divalent oxidation state of the Ge atom due to both steric and electronic effects. The Ge-N bond distances (1.879(2) Å) fit well with the reported values, e.g. 1.854(5) Å and 1.869(5) Å in a benzannulated germylene.²⁰ The N-Ge-N bond angle (101.27(13)°) is smaller than that observed in the analogue bis(phosphinoamide)germylene complex (107.1(2)°),^{19a} which may relate to the different steric demands of the ligands. In view of the sum of the bonding angles (359.5°), the nitrogen atoms in **4** adopt an almost ideally trigonal planar coordination geometry. The arsinoamides exhibit *trans* conformations, similar to that observed in the starting lithium arsinoamide.

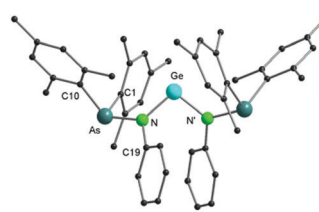


Fig. 4 Molecular structure of compound **4** in the solid state. Hydrogen atoms have been omitted for clarity. Selected bond distances and angles are given in the ESI.†



In summary, the reaction of the arsinoamide $[(\text{Mes}_2\text{AsNPh})\{\text{Li}(\text{OEt})_2\}]$ with divalent Si and Ge species was investigated. In case of the silylene $[\text{LSiCl}]$, an insertion into the As–N bond was exclusively observed. However, a more diverse reactivity arises in the case of germylenes. Depending on the stoichiometry of the reactants and the presence of amidinate supporting ligands, either arsinoamide-substituted germylenes (**2** and **4**), in which the As–N bond stays intact, or a tetravalent germanium compound (**3**) were isolated. In the latter case, the insertion into the As–N bond occurred under mild conditions. Obviously, the substituents on the germylene centre significantly influence the facility of the As–N bond insertion. Compounds **2** and **4** represent the first examples of successful salt metathesis reactions of an arsinoamide without decomposition. Due to the presence of lone pairs on both Ge and As, these new germylene compounds are potential ligands for the further synthesis of binuclear heteroatomic complexes.

X. C. thanks the China Scholarship Council (No. 201506250062) for generous support. T. S. thanks the Alexander von Humboldt Foundation for a postdoctoral fellowship. The authors acknowledge computational support by the state of Baden-Württemberg through bwHPC and the Deutsche Forschungsgemeinschaft (DFG) through grant no. INST 40/467-1 FUGG.

Conflicts of interest

There are no conflicts to declare.

Notes and references

- (a) S. M. Godfrey, I. Mushtaq and R. G. Pritchard, *J. Chem. Soc., Dalton Trans.*, 1999, 1319; (b) T. G. Wetzels, S. Dehnen and P. W. Roesky, *Angew. Chem., Int. Ed.*, 1999, **38**, 1086; (c) P. W. Roesky, *Heteroat. Chem.*, 2002, **13**, 514; (d) P. W. Roesky, M. T. Gamer and N. Marinos, *Chem. – Eur. J.*, 2004, **10**, 3537; (e) L. M. Broomfield, Y. Wu, E. Martin and A. Shafir, *Adv. Synth. Catal.*, 2015, **357**, 3538; (f) C. M. Thomas, *Comments Inorg. Chem.*, 2011, **32**, 14; (g) J. P. Krogman and C. M. Thomas, *Chem. Commun.*, 2014, **50**, 5115; (h) C. Fliedel, A. Ghisolfi and P. Braunstein, *Chem. Rev.*, 2016, **116**, 9237; (i) N. I. Saper, M. W. Bezpalko, B. M. Foxman and C. M. Thomas, *Polyhedron*, 2016, **114**, 88; (j) H. Zhang, B. Wu, S. L. Marquard, E. D. Little, D. A. Dickie, M. W. Bezpalko, B. M. Foxman and C. M. Thomas, *Organometallics*, 2017, **36**, 3498; (k) H. Zhang, G. P. Hatzis, C. E. Moore, D. A. Dickie, M. W. Bezpalko, B. M. Foxman and C. M. Thomas, *J. Am. Chem. Soc.*, 2019, 9516.
- X. Chen, M. T. Gamer and P. W. Roesky, *Dalton Trans.*, 2018, **47**, 12521.
- (a) L. Álvarez-Rodríguez, J. A. Cabeza, P. García-Álvarez and D. Polo, *Coord. Chem. Rev.*, 2015, **300**, 1; (b) Y. Mizuhata, T. Sasamori and N. Tokitoh, *Chem. Rev.*, 2009, **109**, 3479; (c) F. Breher, *Coord. Chem. Rev.*, 2007, **251**, 1007.
- (a) G. H. Spikes, J. C. Fettinger and P. P. Power, *J. Am. Chem. Soc.*, 2005, **127**, 12232; (b) P. P. Power, *Acc. Chem. Res.*, 2011, **44**, 627; (c) S. K. Mandal and H. W. Roesky, *Acc. Chem. Res.*, 2011, **45**, 298; (d) T. Chu and G. I. Nikonov, *Chem. Rev.*, 2018, **118**, 3608.
- (a) Y. Wang and J. Ma, *J. Organomet. Chem.*, 2009, **694**, 2567; (b) Y. Peng, B. D. Ellis, X. Wang and P. P. Power, *J. Am. Chem. Soc.*, 2008, **130**, 12268; (c) R. H. Crabtree, *Acc. Chem. Res.*, 1990, **23**, 95; (d) D. M. Heinekey, A. Lledós and J. M. Lluch, *Chem. Soc. Rev.*, 2004, **33**, 175; (e) G. D. Frey, V. Lavallo, B. Donnadieu, W. W. Schoeller and G. Bertrand, *Science*, 2007, **316**, 439.
- (a) F. Diab, F. S. Aicher, C. P. Sindlinger, K. Eichele, H. Schubert and L. Wesemann, *Chem. – Eur. J.*, 2019, **25**, 4426; (b) R. C. Turnell-Ritson, J. S. Sapsford, R. T. Cooper, S. S. Lee, T. Földes, P. A. Hunt, I. Pápai and A. E. Ashley, *Chem. Sci.*, 2018, **9**, 8716; (c) C. Präsang, M. Stoelzel, S. Inoue, A. Meltzer and M. Driess, *Angew. Chem., Int. Ed.*, 2010, **49**, 10002; (d) M.-D. Su and S.-Y. Chu, *Inorg. Chem.*, 1999, **38**, 4819; (e) Y. Peng, J.-D. Guo, B. D. Ellis, Z. Zhu, J. C. Fettinger, S. Nagase and P. P. Power, *J. Am. Chem. Soc.*, 2009, **131**, 16272.
- (a) P. Jutzi and A. Möhrke, *Angew. Chem., Int. Ed. Engl.*, 1989, **28**, 762; (b) P. Jutzi, D. Eikenberg, A. Möhrke, B. Neumann and H.-G. Stammer, *Organometallics*, 1996, **15**, 753; (c) F. M. Mueck, J. A. Baus, M. Nutz, C. Burschka, J. Poater, F. M. Bickelhaupt and R. Tacke, *Chem. – Eur. J.*, 2015, **21**, 16665; (d) A. Schmidpeter, S. Lochschmidt and A. Willhalm, *Angew. Chem., Int. Ed. Engl.*, 1983, **22**, 545.
- (a) M. F. Lappert and R. S. Rowe, *Coord. Chem. Rev.*, 1990, **100**, 267; (b) P. P. Power, *Nature*, 2010, **463**, 171; (c) C. Weetman and S. Inoue, *ChemCatChem*, 2018, **10**, 4213; (d) T. J. Hadlington, M. Driess and C. Jones, *Chem. Soc. Rev.*, 2018, **47**, 4176; (e) M. K. Sharma, D. Singh, P. Mahawar, R. Yadav and S. Nagendran, *Dalton Trans.*, 2018, **47**, 5943.
- C. W. So, H. W. Roesky, J. Magull and R. B. Oswald, *Angew. Chem., Int. Ed.*, 2006, **45**, 3948.
- R. Azhakar, H. W. Roesky, J. J. Holstein, K. Pröpper and B. Ditttrich, *Organometallics*, 2013, **32**, 358.
- J. Grobe, S. Göbelbecker, B. Krebs and M. Läge, *Z. Anorg. Allg. Chem.*, 1992, **611**, 11.
- S. Khan, S. S. Sen, D. Kratzert, G. Tavčar, H. W. Roesky and D. Stalke, *Chem. – Eur. J.*, 2011, **17**, 4283.
- C.-W. So and M. L. B. Ismail, *Chem. Commun.*, 2019, **55**, 2074.
- S. Nagendran, S. S. Sen, H. W. Roesky, D. Koley, H. Grubmüller, A. Pal and R. Herbst-Irmer, *Organometallics*, 2008, **27**, 5459.
- J. A. Cabeza, P. García-Álvarez, E. Pérez-Carreño and D. Polo, *Chem. – Eur. J.*, 2014, **20**, 8654.
- (a) G. Trinquier and M. T. Ashby, *Inorg. Chem.*, 1994, **33**, 1306; (b) N. Poetschke, M. Nieger, M. A. Khan, E. Niecke and M. T. Ashby, *Inorg. Chem.*, 1997, **36**, 4087.
- (a) M. Drieß and H. Pritzkow, *Chem. Ber.*, 1994, **127**, 477; (b) L. Zsolnai, G. Huttner and M. Driess, *Angew. Chem., Int. Ed. Engl.*, 1993, **32**, 1439; (c) M. F. Davis, W. Levason, G. Reid and M. Webster, *Dalton Trans.*, 2008, 2261; (d) F. Cheng, A. L. Hector, W. Levason, G. Reid, M. Webster and W. Zhang, *Inorg. Chem.*, 2009, **49**, 752; (e) S. Mitzinger, L. Broeckert, W. Massa, F. Weigend and S. Dehnen, *Chem. Commun.*, 2015, **51**, 3866; (f) S. Mitzinger, L. Broeckert, W. Massa, F. Weigend and S. Dehnen, *Nat. Commun.*, 2016, **7**, 10480; (g) S. Yao, Y. Grossheim, A. Kostenko, E. Ballester-Martinez, S. Schutte, M. Bispinghoff, H. Grützmacher and M. Driess, *Angew. Chem.*, 2017, **129**, 7573; (h) K. Izod, P. Evans and P. G. Waddell, *Chem. Commun.*, 2018, **54**, 2526.
- (a) S. S. Sen, H. W. Roesky, D. Stern, J. Henn and D. Stalke, *J. Am. Chem. Soc.*, 2009, **132**, 1123; (b) S. S. Sen, M. P. Kritzer-Kosch, S. Nagendran, H. W. Roesky, T. Beck, A. Pal and R. Herbst-Irmer, *Eur. J. Inorg. Chem.*, 2010, 5304.
- (a) S. Pal, R. Dasgupta and S. Khan, *Organometallics*, 2016, **35**, 3635; (b) N. Parvin, S. Pal, V. C. Rojisha, S. De, P. Parameswaran and S. Khan, *ChemistrySelect*, 2016, **1**, 1991; (c) T. Böttcher and C. Jones, *Main Group Met. Chem.*, 2015, **38**, 165.
- R. Aysin, L. Leites, S. Bukalov, A. Zabula and R. West, *Inorg. Chem.*, 2016, **55**, 4698.

