


Search for pair production of vectorlike quarks in the fully hadronic final state

A. M. Sirunyan *et al.**
(CMS Collaboration)

 (Received 27 June 2019; published 8 October 2019)

The results of two searches for pair production of vectorlike T or B quarks in fully hadronic final states are presented, using data from the CMS experiment at a center-of-mass energy of 13 TeV. The data were collected at the LHC during 2016 and correspond to an integrated luminosity of 35.9 fb^{-1} . A cut-based analysis specifically targets the bW decay mode of the T quark and allows for the reconstruction of the T quark candidates. In a second analysis, a multiclassification algorithm, the “boosted event shape tagger,” is deployed to label candidate jets as originating from top quarks, and W , Z , and H . Candidate events are categorized according to the multiplicities of identified jets, and the scalar sum of all observed jet momenta is used to discriminate signal events from the quantum chromodynamics multijet background. Both analyses probe all possible branching fraction combinations of the T and B quarks and set limits at 95% confidence level on their masses, ranging from 740 to 1370 GeV. These results represent a significant improvement relative to existing searches in the fully hadronic final state.

DOI: [10.1103/PhysRevD.100.072001](https://doi.org/10.1103/PhysRevD.100.072001)

I. INTRODUCTION

With the discovery of a light Higgs boson (H) by the ATLAS and CMS collaborations in 2012 [1–3], the standard model (SM) is complete as a low-energy effective theory describing all known fundamental particles and their interactions. However, several questions still remain with the theory, for example, why the mass of the observed Higgs boson is 125 GeV, whereas quantum loop corrections would be expected to drive the mass up towards the Planck scale. Many models of new physics beyond the SM predict additional particles that can affect the quantum corrections to the Higgs boson mass and resolve this so-called hierarchy problem. New states proposed include new particles such as supersymmetric partners of SM particles, or fourth-generation quarks.

Chiral fourth-generation quarks, t' or b' , with identical properties to the SM third-generation t and b quarks, but with larger masses, are effectively excluded because of their impact on the Higgs boson production cross section. However, many models of new physics, such as those predicting a composite Higgs boson [4–8], or “little-Higgs” models [9,10], include fourth-generation particles of a new type, called vectorlike quarks (VLQs), labeled T and B ,

having electric charges of $+2e/3$ and $-1e/3$, respectively. These VLQs do not obtain their mass via the Higgs boson Yukawa coupling, and will not affect the values of the Higgs boson production cross section or decay width. Therefore, these are viable search candidates for the LHC experiments, and are predicted to have masses at the TeV scale [11], allowing the hierarchy problem to be resolved. We do not search for the related X and Y particles.

The VLQs are called “vectorlike” because their left-handed and right-handed chiralities transform under the same $SU(2) \otimes U(1)$ symmetry group of the SM electroweak gauge bosons. This leads to several decay modes of the VLQs, through charged- and neutral-current interactions. Although decays to light first- and second-generation quarks are possible, the dominant decay modes of the VLQs are to third-generation SM quarks [12]. The possible decay modes of the VLQs to the third-generation quarks are as follows (charge-conjugate modes implied):

$$\begin{aligned} T &\rightarrow bW, & B &\rightarrow tW, \\ T &\rightarrow tZ, & B &\rightarrow bZ, \\ T &\rightarrow tH, & B &\rightarrow bH. \end{aligned} \quad (1)$$

Specific model assumptions can influence the proportions of these VLQ decay modes. Both single and pair production of VLQs are possible, with single production dominating at larger VLQ masses (≈ 2 TeV), while single and pair production rates are comparable for VLQ masses ≈ 1 TeV. This analysis considers only the pair production of VLQs.

*Full author list given at the end of the article.

Published by the American Physical Society under the terms of the [Creative Commons Attribution 4.0 International license](https://creativecommons.org/licenses/by/4.0/). Further distribution of this work must maintain attribution to the author(s) and the published article’s title, journal citation, and DOI. Funded by SCOAP³.

Both the ATLAS and CMS collaborations have recently presented searches for pair production of VLQs. The CMS Collaboration has searched for T and B quarks in the dilepton final state, targeting VLQ decays to Z bosons [13], and excluding T (B) quark masses up to 1280 (1130) GeV. An analysis from CMS including single-lepton, dilepton, and multilepton final states [14] probes all decay modes of the VLQs, and excludes T quark masses in the range 1140–1300 GeV and B quark masses in the range 910–1240 GeV, depending on the combination of the VLQ branching fractions. Finally, a CMS result optimized for the $bWbW$ channel, using single-lepton final states, excludes T quark masses up to 1295 GeV [15]. The ATLAS Collaboration has recently presented a search for VLQ pair production in the fully hadronic channel, with sensitivity to all possible decay modes of the VLQs [16]. This analysis most strongly excludes T and B quarks when they decay to Higgs bosons, with mass exclusion limits of 1010 GeV. The ATLAS Collaboration has also performed a combination of searches utilizing various final states, resulting in mass exclusion limits of up to 1370 GeV [17].

In this paper, we describe two independent analyses targeting pair production of vectorlike quarks in fully hadronic final states. We first present an analysis that employs a traditional strategy, utilizing W boson tagging and b quark tagging algorithms. This analysis specifically targets the bW decay mode of the T quark, but is used to evaluate sensitivity to all possible decays of the T or B quark, and is referred to as the “cut-based analysis.” The second analysis uses a novel machine learning technique to identify and classify different varieties of Lorentz-boosted particles that originate from VLQ decays. This strategy allows the analysis to target all the decay modes of the T or B quark. We refer to this analysis as the “NN (neural network) analysis.”

The cut-based analysis uses dedicated algorithms to identify efficiently jets consistent with W bosons and the hadronization of b quarks. These algorithms allow the reconstruction of each VLQ T quark present in the event, providing a mechanism to reduce further the contribution of background processes. At least four jets are required to be present, and events are classified according to the number of jets that are identified as being consistent with a W boson, to obtain signal regions of varying signal purities. The H_T distribution, defined as the scalar sum of jet transverse momenta (p_T), is used for signal discrimination in each category. The NN analysis uses a neural network algorithm with a multiple-class output to identify jets as consistent with one of six distinct decay topologies from highly boosted particles: top quark, W boson, Z boson, Higgs boson, b quark, and light $u/d/s/c$ quark or gluon (denoted “light jets”). Events with exactly four jets are considered for the analysis, which is the expected final state for fully hadronic decays of VLQ pairs, as seen in Eq. (1).

The multiplicities of jets falling into each of the six categories are used to define 126 independent signal regions, in which the value of H_T is used to discriminate signal from the expected background processes.

The main background contribution in these fully hadronic final states comprises multijet events from quantum chromodynamics (QCD) processes. Techniques based on control samples in data are used to predict the expected QCD multijet background yield and H_T shape. In the cut-based analysis, control regions are used to measure QCD multijet background yields and shapes, which are then extrapolated to the signal regions. In the NN analysis, misidentification rates for each of the six categories of jets considered in the multiclassification algorithm are used to predict the level of contribution of multijet events in the signal regions. Each method is validated using samples of observed and simulated events.

The paper has the following structure. Section II provides a description of the CMS detector and trigger system. The event reconstruction, including jet reconstruction, jet substructure, and the multiclassification algorithm used in the NN analysis, is described in Sec. III. The datasets and simulated samples used are presented in Sec. IV. Information about the definition of the signal and control regions is included in Sec. V. The methods employed to predict the QCD multijet background from data for each analysis are explained in Sec. VI, and details of the systematic uncertainties affecting the analyses are itemized in Sec. VII. Signal region yields and distributions are given in Sec. VIII, and the statistical analysis used to extract the results is described in Sec. IX. Finally, the results of the two analyses are presented in Sec. X, and a summary is given in the last section.

II. THE CMS DETECTOR

The central feature of the CMS apparatus is a superconducting solenoid of 6 m internal diameter, providing a magnetic field of 3.8 T. Within the solenoid volume are a silicon pixel and strip tracker, a lead tungstate crystal electromagnetic calorimeter (ECAL), and a brass and scintillator hadron calorimeter (HCAL), each composed of a barrel and two end cap sections. Forward calorimeters extend the pseudorapidity (η) coverage provided by the barrel and end cap detectors. Muons are detected in gas-ionization chambers embedded in the steel flux-return yoke outside the solenoid.

Events of interest are selected using a two-tiered trigger system [18]. The first level, composed of custom hardware processors, uses information from the calorimeters and muon detectors to select events at a rate of around 100 kHz within a time interval of less than 4 μ s. The second level, known as the high-level trigger, consists of a farm of processors running a version of the full event reconstruction software optimized for fast processing, and reduces the event rate to around 1 kHz before data storage.

A more detailed description of the CMS detector, together with a definition of the coordinate system used and the relevant kinematic variables, can be found in Ref. [19].

III. EVENT RECONSTRUCTION

To reconstruct and identify each individual particle in an event, a “particle-flow algorithm” [20] that uses an optimized combination of information from the various elements of the CMS detector is employed. The energy of photons is obtained from the ECAL measurement. The energy of electrons is determined from a combination of the electron momentum at the primary interaction vertex as determined by the tracker, the energy of the corresponding ECAL cluster, and the energy sum of all bremsstrahlung photons spatially compatible with originating from the electron track. The energy of muons is obtained from the curvature of the corresponding track. The energy of charged hadrons is determined from a combination of their momentum measured in the tracker and the matching ECAL and HCAL energy deposits, corrected for zero-suppression effects and for the response function of the calorimeters to hadronic showers. Finally, the energy of neutral hadrons is obtained from the corresponding corrected ECAL and HCAL energy.

The reconstructed vertex with the largest value of summed physics-object p_T^2 is taken to be the primary proton-proton (pp) interaction vertex. Here the physics objects are the jets, clustered using the jet finding algorithm [21,22] with the tracks assigned to the vertex as inputs, and the associated missing transverse momentum, taken as the negative vector p_T sum of those jets.

The output of the particle-flow algorithm provides a list of particles that are used as inputs to the jet finding algorithm. Charged hadrons that are not associated with the primary interaction vertex are removed before jet finding to mitigate the effects of additional pp (“pileup”) interactions occurring in the same or neighboring bunch crossings as the interaction of interest. The anti- k_T clustering algorithm [21] is used, as implemented in the `FastJet` software package [22], to produce two collections of jets, the first obtained with a distance parameter of $R = 0.4$ (AK4 jets), and the second obtained with $R = 0.8$ (AK8 jets), where R is the radius of the jet in the η, ϕ plane (where ϕ is the azimuthal angle). The AK8 jets are used to identify the hadronic decays of massive SM particles, including top quarks, and W , Z , and Higgs bosons, while the AK4 jets are used to identify other hadronic activity in the event. The cut-based analysis uses both AK4 and AK8 jets, while the NN analysis only uses the AK8 jets for analysis.

The jet momentum is determined as the vectorial sum of all particle momenta in the jet, and is found from simulation to be within 5% to 10% of the true momentum over the whole p_T spectrum and detector acceptance. Pileup interactions can contribute additional tracks and calorimetric

energy deposits, increasing the apparent jet momentum. To mitigate this effect, tracks identified to be originating from pileup vertices are discarded and an offset correction is applied to correct for remaining contributions. Jet energy corrections are derived from simulation studies so that the average measured response of jets becomes identical to that of particle-level jets. *In situ* measurements of the momentum balance in dijet, photon + jet, Z + jet, and multijet events are used to determine any residual differences between the observed and simulated jet energy scale, and to derive appropriate corrections [23]. Additional selection criteria are applied to each jet to remove jets potentially dominated by instrumental effects or reconstruction failures. The jet energy resolution is approximately 15% at 10 GeV, 8% at 100 GeV, and 4% at 1 TeV.

A. Jet substructure

To identify the hadronic decays of highly Lorentz-boosted objects, including top quarks, and W , Z , and H , jet substructure information provides powerful discrimination from massive jets originating from QCD multijet production.

The mass of the jet itself can discriminate QCD jets from boosted heavy objects. A grooming algorithm is applied to jet constituents to better estimate the mass of the originating particle of the jet. In the algorithm used, the constituents of the AK8 jets are reclustered using the Cambridge-Aachen algorithm [24,25]. The “modified mass drop tagger” algorithm [26], also known as the “soft-drop” (SD) algorithm, with angular exponent $\beta = 0$, soft cutoff threshold $z_{\text{cut}} < 0.1$, and characteristic radius $R_0 = 0.8$ [27], is applied to remove soft, wide-angle radiation from the jet. The SD mass (m_{SD}) is used to determine the consistency of a jet with a given boosted heavy object.

In addition to the m_{SD} , information about the distribution of particles within the jet can be used for further discrimination. A quantity called “ N -subjettiness” [28,29] is used to determine the consistency of a jet with N or fewer subjets. The N -subjettiness values τ_N are defined as

$$\tau_N = \frac{1}{d_0} \sum_i p_{T,i} \min \{ \Delta R_{1,i}, \Delta R_{2,i}, \dots, \Delta R_{N,i} \}, \quad (2)$$

where the index i refers to each jet constituent, and $\Delta R \equiv \sqrt{(\Delta\eta)^2 + (\Delta\phi)^2}$ is the angular distance between a jet constituent and a candidate subjet axis. The quantity d_0 is a normalization constant. To identify boosted top quarks, the quantity $\tau_{32} \equiv \tau_3/\tau_2$ is used to target the expected three-subjet signature, while for W , Z , and Higgs bosons, the quantity τ_{21} is used because of the expected two-subjet decay topology.

Jets originating from bottom quarks, which hadronize and subsequently decay, are selected with an algorithm to identify and reconstruct displaced vertices, along with their

associated tracking information. Known as the combined secondary vertex algorithm (CSVv2) [30], it provides several working points of varying efficiencies and misidentification rates. In the cut-based analysis, the CSVv2 algorithm is applied to AK4 jets using a working point corresponding to a misidentification probability in simulated $t\bar{t}$ events of 0.01 for $u/d/s/g$ jets and an efficiency for identifying genuine b jets of approximately 0.63. In the NN analysis, the CSVv2 algorithm is applied to the subjets of the AK8 jets to increase the categorization efficiency for decays of top quarks, Z and Higgs bosons, which can have one or more displaced vertices within the jet. A CSVv2 working point is not explicitly used in the NN analysis, however, the output value of the CSVv2 discriminator for each subjet is used as an input to the multiclassification algorithm to categorize jets.

In the cut-based analysis, a working point for identifying merged decay products of a highly boosted W boson in a single jet (W tagging) is chosen. To be considered for W tagging, an AK8 jet must have $p_T > 200$ GeV. The jet must satisfy $65 < m_{SD} < 105$ GeV and $\tau_{21} < 0.55$ to be W tagged. This working point corresponds to an efficiency of about 0.50 to identify genuine W jets and a misidentification probability of about 0.03 [31]. Because of an observed dependence of m_{SD} on the W jet momentum, an additional correction is applied to ensure the W tagged jet m_{SD} peak is stable and the W tagging efficiency remains roughly constant as a function of jet momentum.

B. Boosted event shape tagger (BEST) algorithm

The NN analysis does not focus on a single VLQ decay mode and thus the expected signatures can contain various combinations of top and bottom quarks along with W , Z , and H . Using standard cut-based working points for each type of particle leads to complications with overlaps in selection criteria when considering many different final states simultaneously. For this reason, a new algorithm is used that simultaneously attempts to identify six categories of jets: t , W , Z , H , b , and light jets. The algorithm is called the BEST algorithm, as first detailed in Ref. [32], and uses hypothesized reference frames to determine the consistency of a jet with the expected topology from top quark, W , Z , H decays, b quark, and light jets. The algorithm uses a neural network to classify jets according to one of those six possibilities. The NN analysis presented here is the first CMS result to use the BEST algorithm.

The BEST algorithm relies on the fact that jets from very high energy (“highly boosted”) heavy-particle decays will have a distinct topology in the rest frame of the decaying object. For example, the decay of a highly boosted t quark produces three collimated particles in the laboratory frame, but in the rest frame of the t quark, the three distinct jet directions lie in a plane. By Lorentz boosting the particles or constituents in a jet back to the rest frame, it can be seen whether the distribution of particles is consistent with that

expected from a top quark decay. This boost transformation is applied four different times to obtain four sets of jet constituents. The boost transformation is performed assuming the jet originates from a top quark, W , Z , or H , after forming the boost vector by using the jet four-vector with the mass altered to be that of the particle under consideration, while keeping the jet momentum constant.

The sets of jet constituents resulting from each boost transformation are used to compute kinematic quantities, including Fox-Wolfram moments [33], aplanarity, sphericity, and isotropy, based on the eigenvalues of the sphericity tensor [34], and the jet thrust [35]. In each boosted reference frame, jet constituents are reclustered to obtain a set of objects relative to the transformed jet axis. These objects are used to compute the longitudinal asymmetry, defined as the ratio of the longitudinal-component sum of the momenta to the p_T sum of this set of objects. This ratio gives us another way to compute the isotropy of constituents that is expected for a jet consistent with one of the hypothesized particles. Additionally, the jet m_{SD} , jet η , charge, τ_{32} , τ_{21} , and subjet CSVv2 scores from the original jet reference frame are used. In total, 59 kinematic quantities from the original and transformed sets of constituents are used as inputs to a deep neural network to discriminate between the different jet species. These kinematic quantities are validated by examining distributions in data and simulated events, where good agreement in shape is observed.

The BEST neural network is trained using samples of simulated AK8 jets that originate from the decay of heavy resonances and that correspond to the final state objects (t , W , Z , H , b , or light jets). The jets in the training sample are matched to the object of interest using the generator-level information. Samples with heavy resonance masses from 1 to 4 TeV are used to populate the jet p_T range from 0.4 to ≈ 2 TeV. The neural network is trained using the PYTHON-based SCIKIT-LEARN package, using the MLPClassifier module [36]. The network architecture consists of three hidden layers with 40 nodes in each layer using a rectified-linear activation function. There are six output nodes, corresponding to the six particle species of interest. A sample of 500 000 jets is used to train the network, split evenly between the six training samples. The six outputs from the network represent probabilities for the jet to originate from the corresponding particle. The classification of an AK8 jet is chosen according to the output node with the highest probability. Several validation studies have been performed in different samples of data events enriched in different types of processes: a muon + jets sample containing boosted top quarks and boosted W bosons, a sample containing events from QCD processes enriched in gluon-initiated jets, and a sample of photon + jets events enriched in quark-initiated jets. In each of these samples, we find good agreement in the shape and rate of the BEST neural network inputs, as well as the output probabilities [37].

IV. DATASET AND SIMULATED SAMPLES

Both the cut-based and NN analyses use the dataset collected by the CMS experiment at the CERN LHC in 2016, corresponding to an integrated luminosity of pp collisions of 35.9 fb^{-1} . Events in the cut-based analysis are selected online using a trigger algorithm requiring an H_T value of at least 800 GeV, or 700 GeV if a jet with mass above 50 GeV is present. Events are also selected by another two triggers, which require a single jet with either $p_T \geq 450$ or 360 GeV with a mass above 30 GeV. The above trigger selection is measured to be fully efficient for the signal regions, with corrections applied for percent-level inefficiencies in control regions. Events in the NN analysis are selected online using the above trigger algorithms in combination with all other algorithms requiring multijet topologies. The trigger requirements for the NN analysis are fully efficient in the signal and control regions, because of the higher jet momenta considered.

Methods utilizing data are employed to estimate the dominant background from QCD multijet production, however, samples of simulated events are used to validate the background estimation techniques described in Sec. VI. These samples of QCD multijet events are generated at leading order with PYTHIA [38,39].

Simulated events are used to model the subdominant background contributions. The largest of these in both analyses comes from the SM pair production of top quarks, generated at next-to-leading order (NLO) with POWHEG v2 [40,41] and showered with PYTHIA 8.212, using the event tune CUETP8M2T4 [42]. The production of a W or Z boson in association with additional jets, where the W/Z boson decays to quarks, is generated at leading order (LO) with MadGraph5_amc@nlo 2.2.2 [43,44] and also showered with PYTHIA 8.212. Diboson events (WW , WZ , ZZ) are generated at LO with PYTHIA, and rare top quark production processes ($t\bar{t}W$, $t\bar{t}Z$, $t\bar{t}t\bar{t}$) are generated at NLO with MadGraph5_amc@nlo and showered with PYTHIA. Background contributions from Higgs boson production in the dominant gluon fusion mode with decays to $b\bar{b}$ and W^+W^- are included via events generated with MadGraph5_amc@nlo plus PYTHIA and POWHEG v2 + PYTHIA, respectively. Backgrounds other than $t\bar{t}$ using PYTHIA use the CUETP8M1 event tune [45]. The cut-based analysis considers only the $t\bar{t}$ and W + jets background contributions. Other processes such as Z + jets were measured to contribute at only the 1% level to the total background expectation, and therefore were not further investigated.

Event samples of pair-produced vectorlike T and B quarks, with masses ranging from 0.7 to 1.8 TeV in increments of 100 GeV, are generated at LO using MadGraph5_amc@nlo [46] + PYTHIA. They are inclusive with respect to the VLQ decay mode, and are generated with equal branching fractions for T/B quark decays to each of the three modes (tH/bH , tZ/bZ , bW/tW). Events are weighted to produce results for different combinations of

TABLE I. Theoretical cross sections for TT and BB production, calculated at NNLO with top ++ 2.0.

T/B mass (GeV)	Cross section (fb)
700	455
800	196
900	90.4
1000	44.0
1100	22.0
1200	11.8
1300	6.4
1400	3.5
1500	2.0
1600	1.15
1700	0.67
1800	0.39

branching fractions, and are normalized to theoretical cross section expectations calculated at the next-to-next-to-leading order (NNLO), including next-to-leading-logarithmic order soft-gluon resummation, with top++2.0 [47], as listed in Table I.

V. EVENT SELECTION

In this section, the event selection and reconstruction techniques applied to the two analyses are described.

A. Cut-based analysis

The cut-based analysis, optimized for both T quarks decaying to a b quark and W boson, requires at least two AK8 jets with $p_T > 200$ GeV and $|\eta| < 2.4$. The AK8 jets serve as boosted W boson candidates, and are evaluated with the W boson tagging algorithm described above. In addition, the analysis requires at least two AK4 jets with $p_T > 30$ GeV and $|\eta| < 2.4$, serving as b jet candidates. At least two of the selected AK4 jets must be distinct from the AK8 jets, requiring an angular separation of $\Delta R > 0.8$. If there are more than two AK8 or AK4 jets, the two with the highest p_T are used. The analysis requires the scalar sum of AK4 jet energies, H_T^{AK4} , to be larger than 1200 GeV. For a signal mass of 1200 GeV, this selection is 95% efficient. With the two AK4 and two AK8 jets, there are two possible combinations of a W jet and b jet candidate that can be formed. As signal events are expected to produce two particles with equal mass, we can form the variable

$$\Delta m = 2 \frac{m_{T1} - m_{T2}}{m_{T1} + m_{T2}}, \quad (3)$$

where m_{T1} is the mass of the higher- p_T T quark candidate and m_{T2} the mass of the lower- p_T T quark candidate, of two T candidates each formed from one AK8 jet and one AK4 jet. The assignment of AK4 and AK8 jets to T quark candidates is chosen to minimize the value of Δm . Events are required to have $\Delta m < 0.1$.

Events passing the $H_T^{\text{AK}4}$ and Δm requirements are further divided into categories. Applying the W boson tagging and b quark tagging working points described above, events are divided into categories based on the multiplicity of W and b tags in the event. There are nine tagging combinations, with possibilities of 0, 1, or ≥ 2 W tags in combination with 0, 1, or ≥ 2 b tags.

B. Neural network analysis

In the NN analysis, each jet in events with exactly four jets is classified according to one of the six categorizations from the BEST algorithm: t , b , W , Z , H , or light. The number of jets with each BEST classification label is used to divide events into exclusive categories of varying signal and background contributions, with categories containing larger numbers of t , b , W , Z , or H candidates being enriched in the VLQ signal, as it is expected to decay to multiple highly boosted massive objects. In each category, the distribution of $H_T^{\text{AK}8}$, which is the scalar sum of the four selected AK8 jet energies, is used to discriminate signal from the background processes.

The signal regions are defined as follows:

- (a) exactly 4 AK8 jets, each with $p_T > 400$ GeV and $|\eta| < 2.4$;
- (b) a unique set of $(N_t, N_H, N_W, N_Z, N_b, N_j)$, labeling each event by the combination of jet tags.

The possible combinations of N_i satisfying the above conditions give 126 independent signal region categories. In some categories, where there is a lack of simulated events to model the subdominant background processes, a single bin is used as a counting experiment instead of the full $H_T^{\text{AK}8}$ shape information. This occurs in 14 of the 126 total categories, which are $0t0W0Z1H3b$, $0t0W0Z2H2b$, $0t0W2Z1H0b$, $0t0W3Z0H0b$, $0t1W0Z0H3b$, $0t1W0Z2H1b$, $0t2W1Z0H1b$, $1t0W1Z2H0b$, $1t0W2Z1H0b$, $1t0W3Z0H0b$, $1t1W0Z2H0b$, $1t3W0Z0H0b$, $2t0W0Z2H0b$, $2t0W2Z0H0b$. No further selections are applied on the jet kinematic variables or the BEST algorithm output probabilities.

VI. BACKGROUND ESTIMATION METHODOLOGY

After the requirements described above have been applied to select the expected signal events, both the cut-based and NN analyses remain dominated by background events from QCD multijet production processes. Since simulated QCD multijet events do not reliably model the observed data, because of missing higher-order contributions during event generation, both analyses incorporate a method to estimate the background contribution from QCD multijet production directly from observed data events. This section describes the methodology employed by each analysis. The non-QCD background contributions are taken from simulation.

A. Cut-based analysis

The cut-based analysis uses an ‘‘ABCD’’ matrix method based on observed distributions of two uncorrelated event quantities to predict the shape and rate for the expected QCD multijet background in the signal region. The two quantities used to define the control regions are $H_T^{\text{AK}4}$ and Δm . The shape of the expected QCD multijet background is obtained by selecting data events passing the $H_T^{\text{AK}4} > 1200$ GeV requirement, but failing the $\Delta m < 0.1$ selection. This control region is labeled region B. The expected backgrounds from $t\bar{t}$ and $W + \text{jets}$ events, as estimated from simulation, are subtracted from the observed distribution to obtain the expected contribution solely from QCD multijet events. After obtaining the shape, the rate can be estimated by defining another set of control regions, namely with $H_T^{\text{AK}4} < 1200$ GeV. This sideband, with $\Delta m < 0.1$, is labeled region A. The ratio of the number of events in A to B (again after subtracting the $t\bar{t}$ and $W + \text{jets}$ component) results in an extrapolation scale factor. The control region with $H_T^{\text{AK}4} > 1200$ GeV, $\Delta m > 0.1$ is labeled D. The scale factor is then applied to the shape obtained from region D to describe the expected $H_T^{\text{AK}4}$ distribution of QCD multijet events in the signal region, labeled region C in this description.

The above procedure is only valid if the quantities $H_T^{\text{AK}4}$ and Δm are uncorrelated. In simulated QCD multijet events, a small correlation ($< 5\%$) is observed, therefore a residual correction is derived from these events. Specifically, the ABCD procedure is performed in the simulated sample, and the resulting prediction is compared with the observed yield of simulated events in the signal region. A trend in the ratio of these two $H_T^{\text{AK}4}$ distributions is observed and fit using a linear function. This function is used to scale the resulting $H_T^{\text{AK}4}$ distribution in data. Three functions are derived, for simulated events with 0, 1, or 2 W -tagged jets. The procedure is validated by applying it in observed events with exactly 0 W -tagged jets, and agreement is found within 2.5%.

B. The NN analysis

The NN analysis uses a method based on the classification fractions of the BEST algorithm to estimate the shape and rate of the QCD multijet background using data. In the inclusive sample of observed events with exactly three AK8 jets, independent from the four jet sample in which signal is extracted, the classification fraction ϵ_X for a given jet category X of the BEST algorithm is computed according to the following definition:

$$\epsilon_X(p_T) = \frac{N_X}{N}, \quad (4)$$

where N_X represents the number of jets in BEST category X , and N represents the total number of jets. The classification

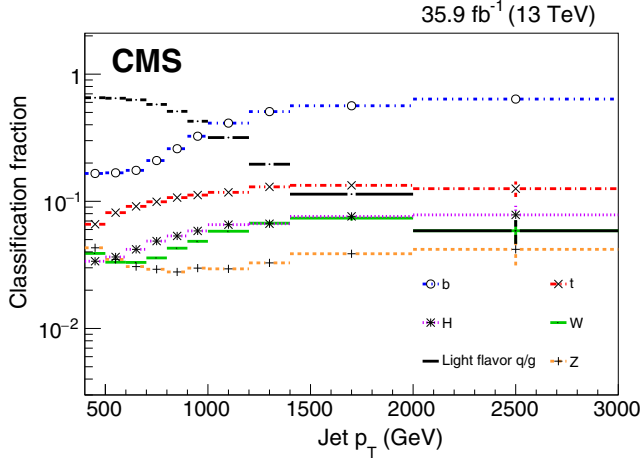


FIG. 1. Classification fractions for the six categories of the BEST algorithm, measured in data events with exactly three AK8 jets, as a function of jet p_T . Error bars shown indicate statistical uncertainties in the fractions to be propagated to the estimate of the QCD multijet background contribution. The rightmost bin includes jets with p_T values above 3 TeV.

fraction is measured as a function of jet p_T using data events. There is negligible signal contamination in this region, which is dominated by QCD multijet events. The fractions for each BEST category are shown in Fig. 1. These fractions are used to estimate the yield of events having any arbitrary combination of BEST labels.

To obtain the QCD multijet yield as well as the H_T^{AK8} shape, the inclusive sample of events with exactly four AK8 jets is used in data, however, the BEST labels are not utilized. For each of the 126 signal regions in the NN analysis, every event is evaluated as a candidate for the given signal region. Each possible way of assigning jet labels to get the event category is considered, with each assignment resulting in a jet weight according to the classification fraction measured above, as a function of each jet's p_T . The four jet weights are then multiplied to obtain the final event weight. The H_T^{AK8} value of an event enters the binned H_T^{AK8} distribution with the event-level weight applied. After repeating this process for all possible assignments of the BEST labels, and iterating over all events, the final H_T^{AK8} distribution for the expected QCD multijet contribution is obtained:

$$r = \sum_{\text{events}} \left\{ \sum_{\text{perms}} \left[\prod_{i=1}^4 \epsilon_{X_i}(p_T(i)) \right] \right\}, \quad (5)$$

where r represents the expected QCD multijet shape distribution and yield, and the index i corresponds to one of the four jets in the event.

The procedure above is validated in a sample of simulated QCD multijet events, and agreement is obtained between predicted and observed events in both the yield

and shape of the H_T^{AK8} distribution, within the uncertainties propagated from the measurement of the classification fractions, for all of the 126 signal regions considered.

VII. SYSTEMATIC UNCERTAINTIES

Several sources of systematic uncertainty are evaluated and included in the final analysis results. Table II summarizes the different contributions, and the analysis to which they contribute. They are described in detail below.

- (a) Process cross sections: Uncertainties in the cross sections used to normalize simulated background processes are included. For the $W + \text{jets}$ and $Z + \text{jets}$ backgrounds, uncertainties of 15% are applied [48,49]. For the subdominant diboson, rare top quark process ($t\bar{t}V$, $t\bar{t}t\bar{t}$), and Higgs boson contributions, a conservative uncertainty in the cross section value of 50% is applied. For $t\bar{t}$ backgrounds, the uncertainty in the cross section value is included through the scale uncertainties described below, which cover both shape and normalization effects.
- (b) Integrated luminosity: The uncertainty in the measurement of the integrated luminosity recorded during the 2016 data-taking period by CMS is 2.5%, and is applied to all simulated signal and background samples [50].
- (c) Pileup reweighting: All simulated samples used in the analysis are reweighted to ensure the distribution of the number of pileup interactions per event matches the corresponding observed distribution for the 2016 run. This pileup distribution is obtained using a proton-proton inelastic cross section value of 69.2 mb [51,52]. A systematic uncertainty in the distribution is obtained by varying the value by $\pm 4.6\%$, resulting in an uncertainty with both a normalization and shape component.
- (d) Jet energy scale and resolution: Uncertainties in the corrections applied to jets are propagated to the final discriminating distributions by reconstructing events with the jet-level corrections shifted within their corresponding uncertainties, which depend on the jet p_T and η [23].
- (e) Parton distribution functions: For the $t\bar{t}$ and VLQ signal simulated samples, we use parton distribution functions (PDFs) from the NNPDF3.0 set [53], and evaluate the systematic uncertainty due to the choice of PDF according to the process described in Ref. [54]. For the signal samples, changes in the shape and normalization are considered in the NN-based analysis. In the cut-based analysis, we find the shape component to be negligible, and consider only a normalization uncertainty.
- (f) Scale uncertainties: For the $t\bar{t}$ and VLQ signal simulated samples, we vary the renormalization and factorization scales up and down independently by factors of 2 to account for uncertainties in the choice

TABLE II. Sources of systematic uncertainties that affect the H_T^{AK4} or H_T^{AK8} distribution in each analysis. Systematic sources with an uncertainty of $\pm 1\sigma$ affect the shape and rate, all others affect the rate only. Sources of systematic error that affect “all simulation” impact both the signal simulation and simulated backgrounds.

Uncertainty Source	Contribution to			
	Uncertainty	Cut-based	NN	Applies to samples
Diboson cross section	50%		✓	VV only
Rare top quark process cross sections	50%		✓	$t\bar{t}V$, $t\bar{t}\bar{t}$
Higgs boson cross section	50%		✓	H only
W + jets cross section	15%	✓	✓	W + jets only
Z + jets cross section	15%		✓	Z + jets only
Integrated luminosity measurement	2.5%	✓	✓	All simulation
Pileup reweighting	$\pm 1\sigma$	✓	✓	All simulation
Jet energy scale	$\pm 1\sigma(p_T, \eta)$	✓	✓	All simulation
Jet energy resolution	$\pm 1\sigma(\eta)$	✓	✓	All simulation
Parton distribution functions	$\pm 1\sigma$	✓	✓	$t\bar{t}$, VLQ
Renormalization and factorization scales	$\pm 1\sigma$	✓	✓	$t\bar{t}$, VLQ
CSVv2 discriminant reshaping	δ (wgt., unwgt.)		✓	All simulation
BEST classification fractions	$\pm 1\sigma(p_T)$		✓	QCD multijet
BEST classification scale factor	5%		✓	All simulation
BEST misclassification scale factor	5%		✓	All simulation
Trigger	2%	✓		All simulation
W tag scale factor	$\pm 1\sigma$	✓		All simulation
Soft-drop jet mass scale	$\pm 1\sigma$	✓		All simulation
Soft-drop jet mass resolution	$\pm 1\sigma$	✓		All simulation
b tag scale factor	$\pm 1\sigma$	✓		All simulation
Extrapolation fit	$\pm 1\sigma$	✓		Background from data
Normalization of $1W$ background prediction	1.9%	✓		Background from data
Normalization of $2W$ background prediction	1.1%	✓		Background from data

of scales used to generate the simulated sample. For the $t\bar{t}$ samples, the effect associated with this scale variation is sufficiently large to cover the uncertainty in the cross section as well. For the signal samples, changes in the shape and normalization are considered in the NN-based analysis. In the cut-based analysis, we find the shape component to be negligible, and consider only a normalization uncertainty.

- (g) The CSVv2 discriminant reshaping (NN based): When using the shape of the CSV discriminant, as we do for inputs to the BEST algorithm, a reshaping event weight is applied based on the CSVv2 scores of the AK8 jets [30]. We keep the nominal analysis result without the addition of these CSVv2 reshaping weights, but add an additional systematic uncertainty where the standard deviation (s.d.) value is the difference between applying the weights and not applying the weights.
- (h) The BEST classification scale factors (NN based): Uncertainties in the classification and misclassification scale factors are included through 11 independent nuisance parameters, one each for the classification and misclassification efficiencies for the five heavy objects (t , W , Z , H , b), and a final nuisance for the QCD categorization efficiency. Weights are applied on a jet-by-jet basis in each event to produce shape

variations in each of the signal regions. An uncertainty of 5% per BEST classification is used to compute event weights, and shape templates are formed for each category of the BEST algorithm, separately for correctly and incorrectly classified jets. This uncertainty is allowed to float during the signal extraction, to measure a value for each scale factor.

- (i) The BEST classification fractions for the data-driven method (NN based): We propagate the uncertainty in the measurement of the classification fractions, due to limited event counts in data control regions, to the background estimate. The uncertainties from the six classification fractions ϵ_X used are added in quadrature to obtain the total uncertainty for a given event of the expected QCD multijet background distribution r , as described in Sec. VI B.
- (j) Trigger uncertainty: We measure the trigger efficiency to be $>99\%$ in our signal region. A 2% uncertainty is applied to cover small observed trigger inefficiencies for events with low H_T^{AK4} values. The impact of the trigger inefficiency has been measured to be negligible for the NN analysis because the signal regions are higher in jet momenta and therefore further away from the trigger turn-on region. No additional systematic uncertainty is applied to simulated events in the NN analysis.

- (k) W tagging scale factor uncertainty (cut based): We apply scale factors to account for the difference in W jet tagging efficiency between simulation and data. The factor is applied as a weight to simulated events based on the number of W tags. The uncertainty in this factor is 14%, plus a small factor due to extrapolating the tagging efficiency to higher p_T . The uncertainty for each tag is increased by $4.1\% \log p_{TW}/200$, where p_{TW} is the transverse momentum of the tagged W jet.
- (l) Soft-drop jet mass scale and resolution (cut based): To account for the uncertainty in the soft-drop selection used in W tagging, the jet m_{SD} is varied in simulation according to an uncertainty in the mass scale and the mass resolution. We consider only the impact on

- selection efficiency from this variation. The mass is varied by 0.94% to account for the scale, and the resolution on the mass is varied by 20%. These scale factor and mass uncertainties are derived in Ref. [31].
- (m) b tagging scale factor uncertainty (cut based): We apply scale factors to account for the difference in the b jet tagging efficiency between simulation and data [30]. This factor, as well as its uncertainty, depends on the p_T , η , and hadron flavor of the jet. This affects the shape of the H_T^{AK4} distribution, and is applied by varying the scale factor of b and c jets simultaneously. Light-jet weights are varied separately, resulting in two separate systematic uncertainties.
- (n) Extrapolation fit (cut based): The function we use to correct the QCD multijet background prediction from

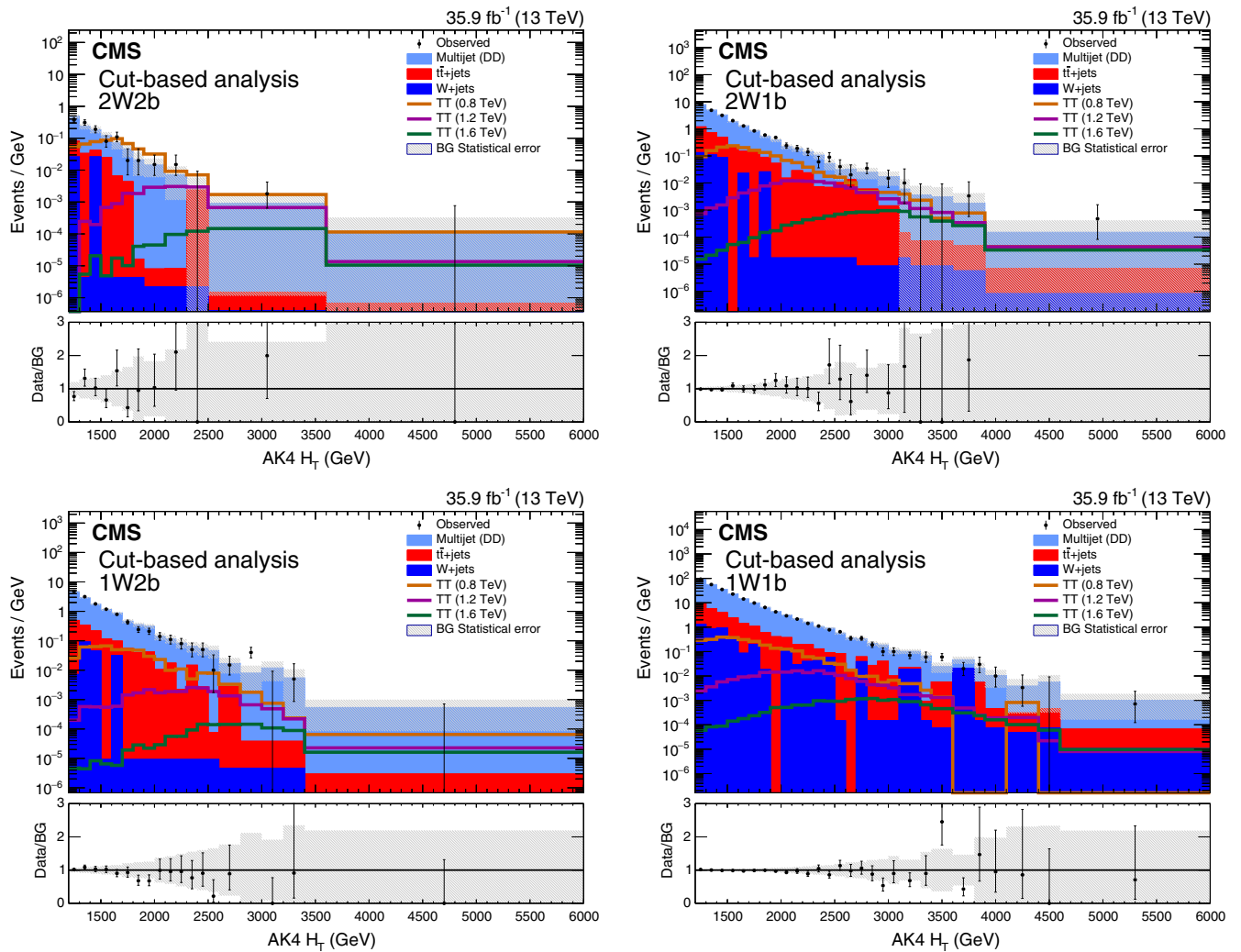


FIG. 2. The distributions of H_T^{AK4} for each of the four signal region categories in the cut-based analysis. The upper row shows channels with two W tags, and two or one b tags, respectively. The lower row is for one W tag. The shaded error band represents the statistical uncertainty in the background. These distributions reflect the nuisance parameters evaluated after a likelihood fit to a background plus signal hypothesis, where the hypothesized signal is a T quark with a mass of 1200 GeV and 100% branching fraction to bW . The signal distributions show the expected yield of events assuming the cross section values in Table I. The vertical axis labels denote that bin contents in these distributions have been scaled by their corresponding bin widths, which are the widths used in the fit. The lower panel of each plot shows the ratio of the observed number of events in a bin to the expected number.

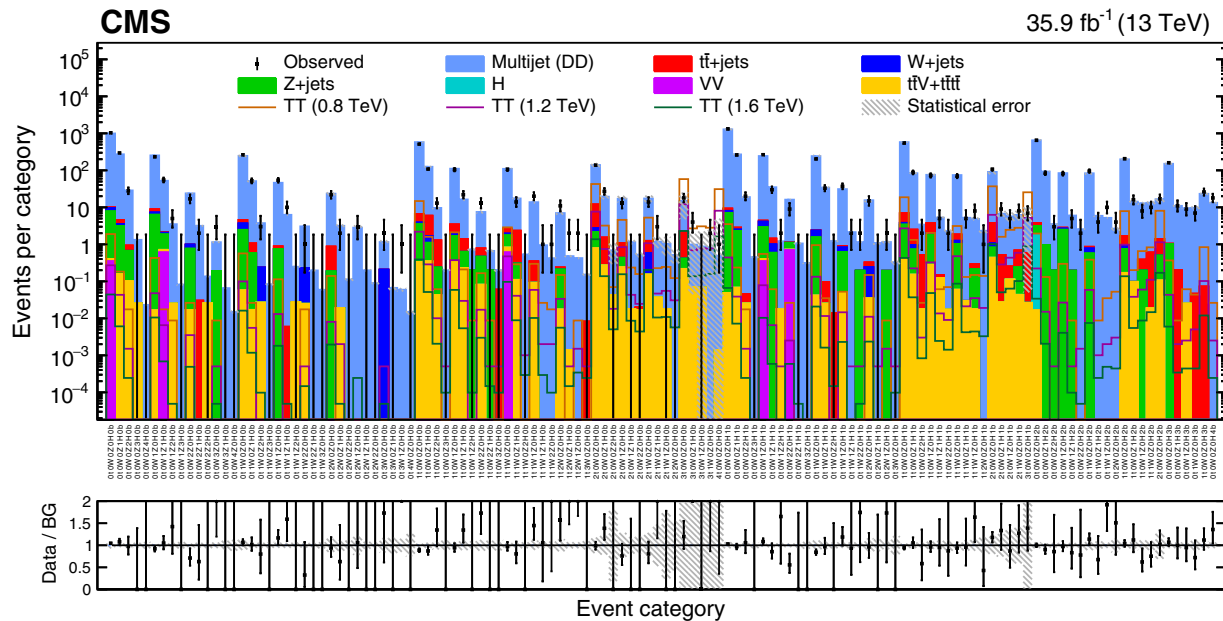


FIG. 3. A summary of the 126 signal region categories used in the NN analysis. This figure shows the expected yields in each category, while the signal discrimination is performed with the H_T^{AK8} distributions from each of the categories. The bottom panel shows the ratio of observed data to total background in each category, with Poisson error bars where applicable, along with the total background uncertainty shown for each category by the gray band.

data carries some statistical uncertainty from the fitting procedure. We assign a corresponding systematic uncertainty equal to the combined uncertainty on the fit parameters. We generate templates by shifting the fitted function by these uncertainties, and reevaluating the background in each bin. There is one fit per W tag category, and therefore two independent nuisance parameters. These are correlated across b tag categories with equal W tags.

- (o) Normalization systematic (cut based): Sideband regions with zero b -tagged jets and one or two W -tagged jets are used to validate the cut-based analysis method. A small normalization discrepancy is observed after applying the QCD multijet background estimation technique. Two conservative, independent, log-normal nuisance parameters are therefore included for the QCD multijet background estimation, one applying to the $1W$ categories and one applying to the $2W$ categories, each with a value of 20%. We perform a maximum likelihood fit using only the zero b tag sideband categories, and extract scale factors and associated uncertainties for these two parameters. The extracted scale factors are then applied to the signal regions as listed in Table II.

VIII. SIGNAL DISCRIMINATION

In this section, we present the distributions used to test for the presence of a signal. For the cut-based analysis, there are four independent categories: one W tag with either one or two b -tagged jets, and two W tags with either one or

two b -tagged jets. In each category, the H_T^{AK4} distribution is used for signal discrimination. Figure 2 shows the H_T^{AK4} distributions for each of the four signal region categories. The amount of signal that falls into these categories depends on the hypothesized mass and decay fraction; for a $bWbW$ decay, the acceptance ranges from 6.1% to 7.5%. For a $tZtZ$ decay, the range is 3.8% to 7.5%, and for $tHtH$ it is 3.6% to 6.9%.

For the NN analysis, there are 126 independent signal region categories, corresponding to all the possible combinations of BEST label multiplicities for four AK8 jet events. Between 0.3% and 15% of signal events with a $tZtZ$ decay pass the kinematic requirements to be placed into these signal regions, depending on the VLQ mass. For a $bWbW$ decay, the range is 0.47% to 16%, and for $tHtH$ it is 0.33% to 21%. Figure 3 shows a visualization of the expected and observed yields in each of the 126 categories. For further signal discrimination, the analysis results use the H_T^{AK8} distribution in each of the signal region categories. Figure 4 shows the H_T^{AK8} distributions for combined categories including at least one W , Z , H , t , or b candidate, as well as the inclusive distribution summing all 126 signal regions. The individual distributions shown in Fig. 4 are not independent, as a particular category may satisfy the criteria for several distributions.

IX. STATISTICAL ANALYSIS

Independent statistical procedures are performed for the cut-based and NN analyses, using the same methodology.

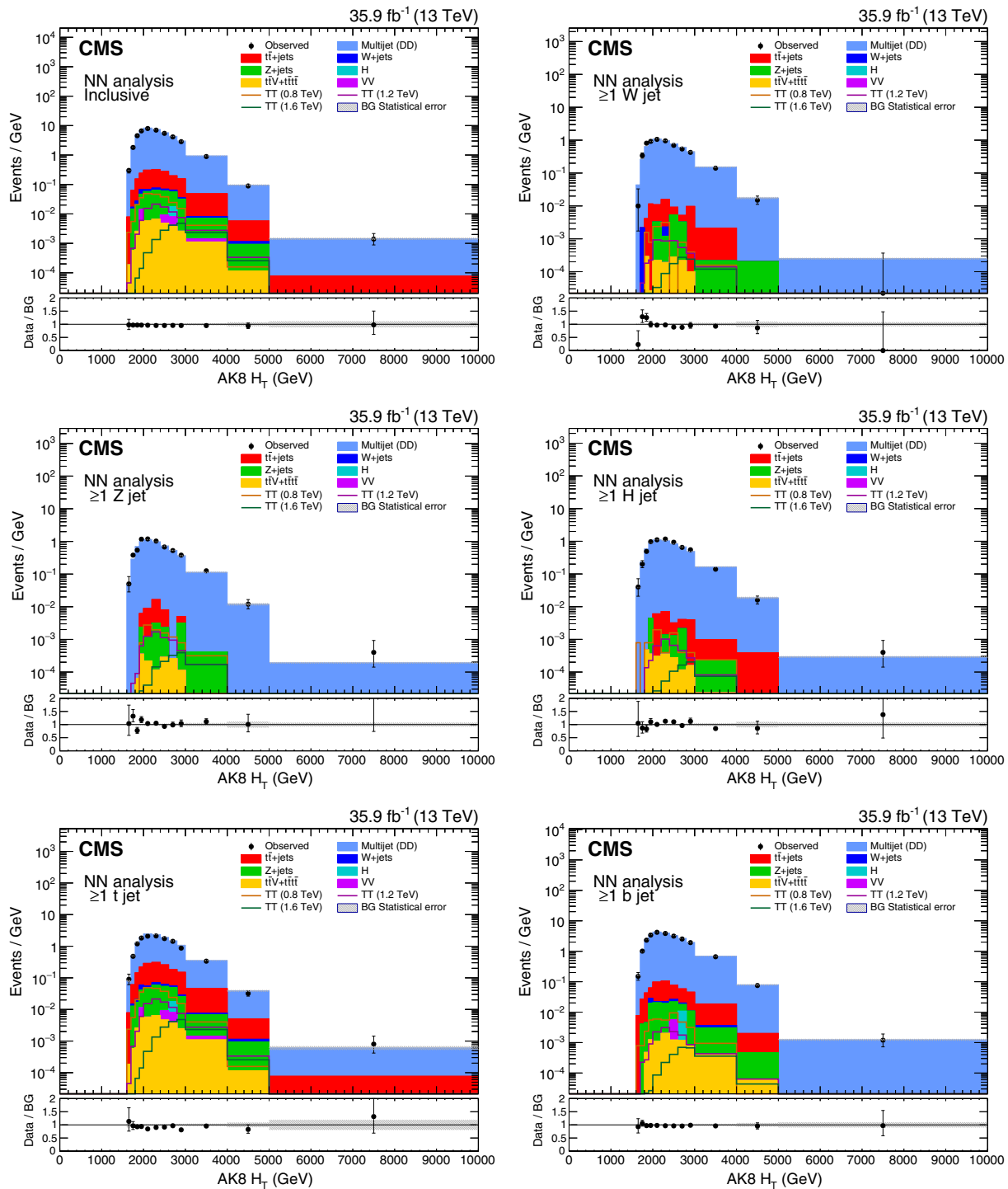


FIG. 4. Distributions of H_T^{AK8} for all events entering the 126 signal regions of the NN analysis (upper left panel), as well as for only categories containing at least one candidate of each of the particle types identified by the BEST algorithm: ≥ 1 W jet (upper right panel), ≥ 1 Z jet (middle left panel), ≥ 1 H jet (middle right panel), ≥ 1 t jet (lower left panel), and ≥ 1 b jet (lower right panel). The plots shown here are not mutually exclusive, as a particular signal region may satisfy several of the criteria for the individual summary categories. The vertical axis labels denote that bin contents in these distributions have been scaled by their corresponding bin widths. The lower panel of each plot shows the ratio of the observed number of events in a bin to the expected number.

No explicit combination of the two analyses is presented here, as they are performed on many of the same events. The THETA software package [55] is used to perform a

Bayesian shape-based analysis using the distributions from the signal region categories. Each bin of the distributions is combined statistically in a likelihood, where contributions

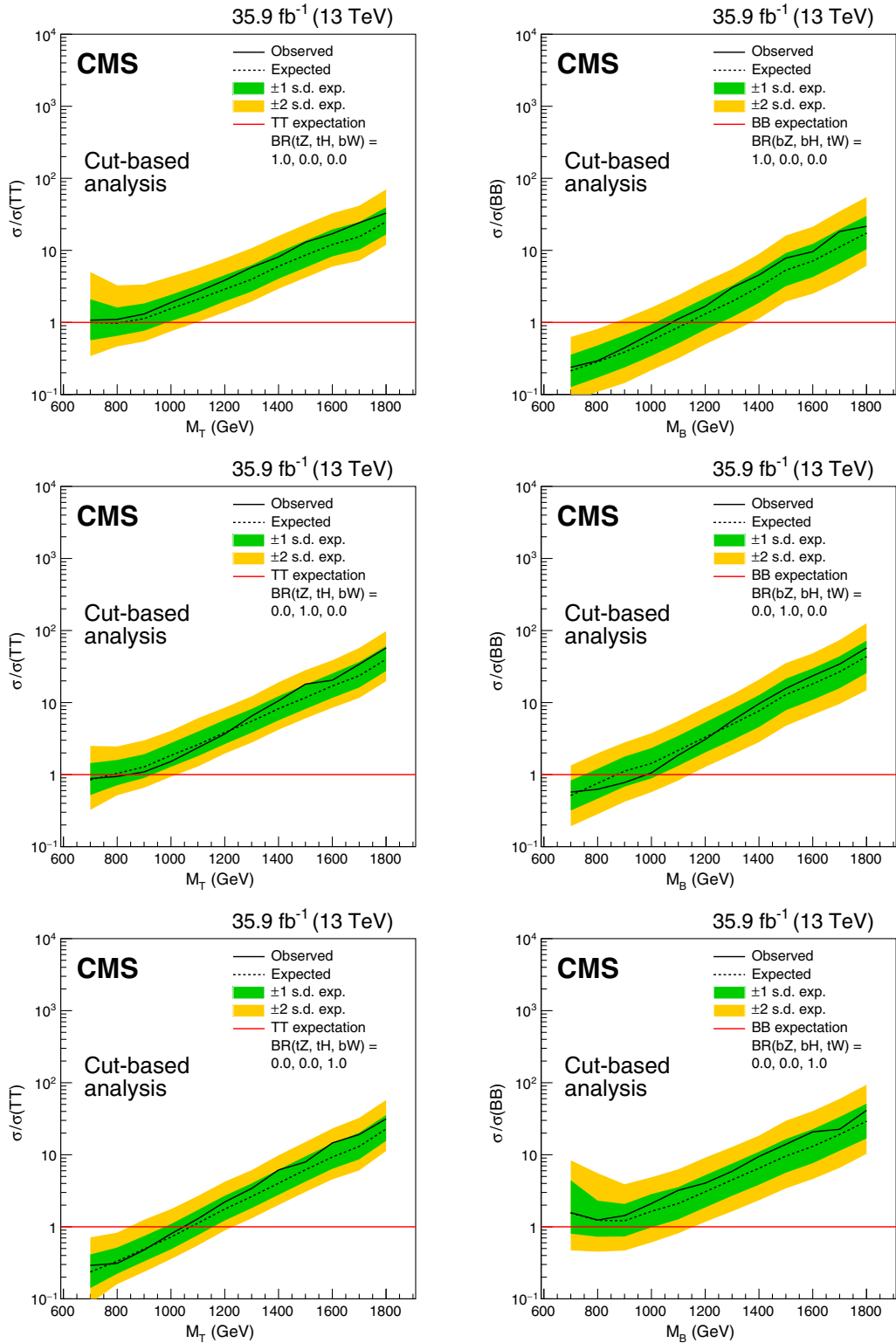


FIG. 5. Limits at 95% confidence level on the ratio of the cross section to the theoretical cross section for pair production T quarks (left panels) and B quarks (right panels) in the cut-based analysis, with decays solely to tZ/bZ (upper panels), tH/bH (middle panels), and bW/tW (lower panels). The solid black line shows the observed limit, while the dashed black line shows the median of the distribution of limits expected under the background-only hypothesis. The inner (green) band and the outer (yellow) band indicate the regions containing 68% and 95%, respectively, of the distribution of limits expected under the background-only hypothesis.

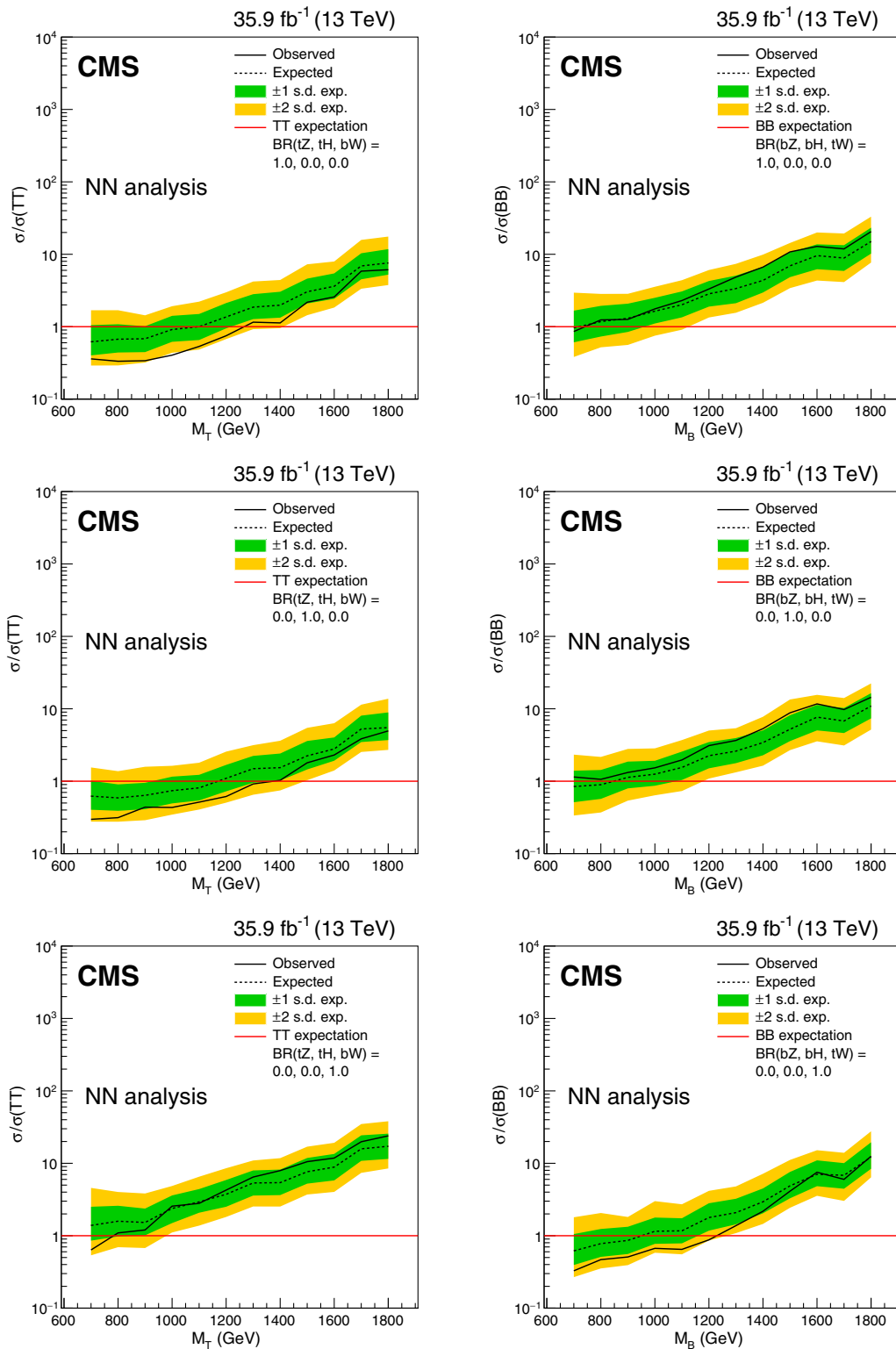


FIG. 6. Limits at 95% confidence level on the ratio of the cross section to the theoretical cross section for pair production T quarks (left panels) and B quarks (right panels) in the NN analysis, with decays solely to tZ/bZ (upper panels), tH/bH (middle panels), and bW/tW (lower panels). The solid black line shows the observed limit, while the dashed black line shows the median of the distribution of limits expected under the background-only hypothesis. The inner (green) band and the outer (yellow) band indicate the regions containing 68% and 95%, respectively, of the distribution of limits expected under the background-only hypothesis.

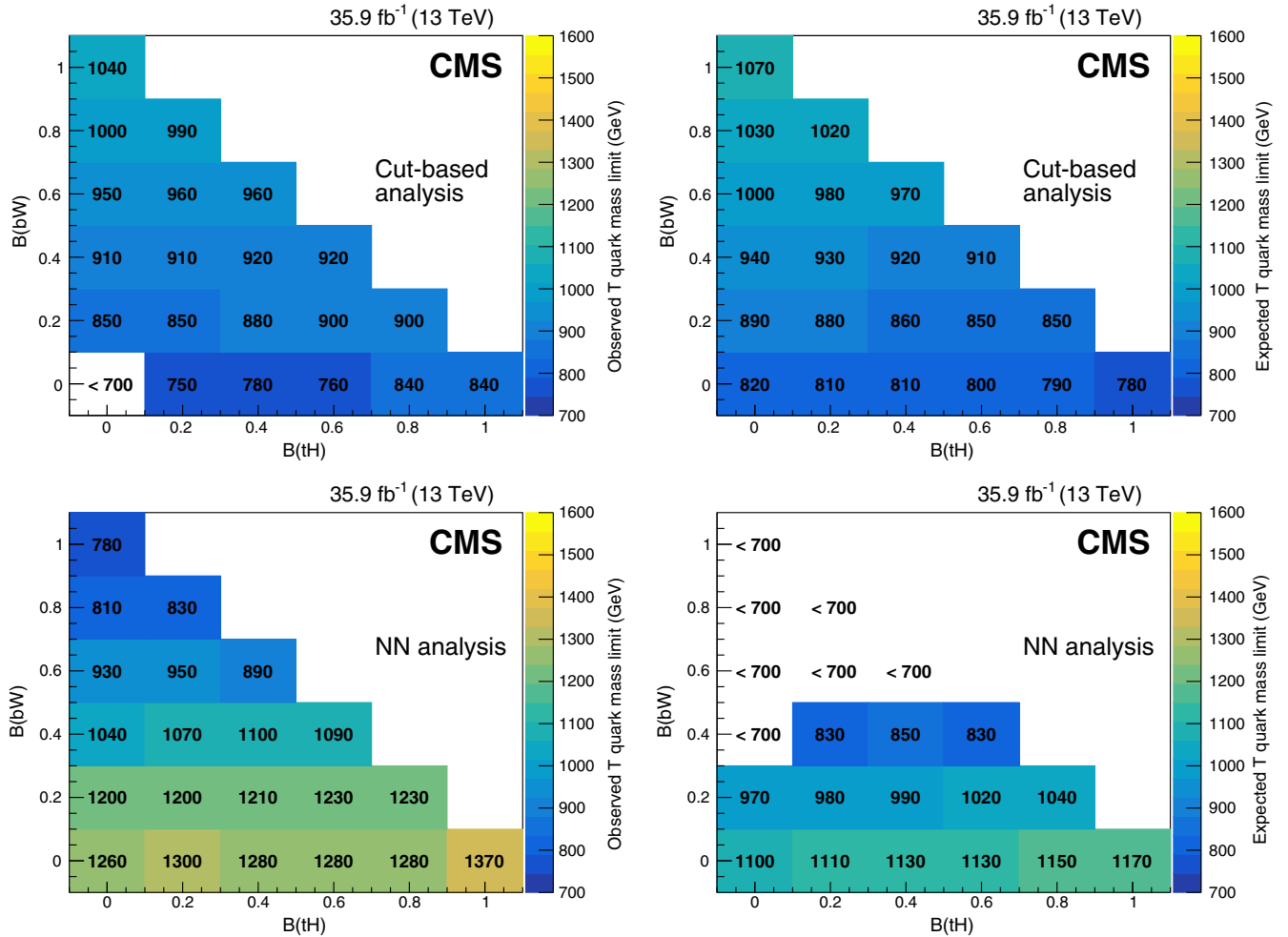


FIG. 7. Observed (left panels) and expected (right panels) mass exclusion limits at 95% confidence level for each combination of T quark branching fractions, in the cut-based analysis (upper panels) and NN analysis (lower panels).

from systematic and statistical uncertainties are added through nuisance parameters in the likelihood function. Each of the rate nuisance parameters is implemented with a log-normal prior distribution, while the shape-based nuisance parameters utilize Gaussian prior distributions.

In the cut-based analysis, all four signal regions are fit simultaneously. Most systematic uncertainties are fit simultaneously across the four categories, with the exception of the extrapolation fit and normalization uncertainties. For these parameters, there are independent uncertainties for the two W tag multiplicities. The ratio of events in the control regions to signal regions is fixed when calculating the multijet background component, and is not a parameter considered in the fit.

For the NN analysis, nuisance parameters for the BEST classification efficiency scale factors are allowed to fluctuate unconstrained, allowing a simultaneous measurement of scale factor values. A uniform prior distribution is assumed for the signal normalization. Additionally, due

to the limited numbers of simulated events, we follow the “Barlow-Beeston lite” method [56] and assign an additional nuisance parameter to each bin of background components relying on simulated events. Prior to the statistical analysis, the discriminating distributions are rebinned from a width of 100 GeV, to reduce the statistical uncertainty on the total background in the tails of the distributions to below 30%, as they can suffer from the effects of having limited events passing all signal criteria. The likelihood function is used to extract Bayesian upper limits on the cross section for pair production of T or B quarks at 95% C.L. Additionally, samples of pseudodata are formed by sampling the expected backgrounds after varying the uncertainties within their prior distributions. For each pseudodata sample, the statistical analysis is performed to extract a range of upper limit outcomes. The median of these outcomes is the expected limit, and the range of outcomes within one or two standard deviations of the median is also shown for comparison.

TABLE III. Exclusion limits at 95% confidence level presented in terms of the T quark mass, for the different branching fraction scenarios considered, in each of the two analyses.

$\mathcal{B}(tZ)$	$\mathcal{B}(bW)$	$\mathcal{B}(tH)$	Observed limits (GeV)		Expected limits (GeV)	
			Cut-based	NN	Cut-based	NN
0.0	0.0	1.0	840	1370	780	1170
0.0	0.2	0.8	900	1230	850	1040
0.0	0.4	0.6	920	1090	910	830
0.0	0.6	0.4	960	890	970	<700
0.0	0.8	0.2	990	830	1020	<700
0.0	1.0	0.0	1040	780	1070	<700
0.2	0.0	0.8	840	1280	790	1150
0.2	0.2	0.6	900	1230	850	1020
0.2	0.4	0.4	920	1090	920	850
0.2	0.6	0.2	960	950	980	<700
0.2	0.8	0.0	1000	810	1030	<700
0.4	0.0	0.6	760	1280	800	1130
0.4	0.2	0.4	880	1210	860	990
0.4	0.4	0.2	910	1070	930	830
0.4	0.6	0.0	950	930	1000	<700
0.6	0.0	0.4	780	1280	810	1130
0.6	0.2	0.2	850	1210	880	980
0.6	0.4	0.0	910	1040	940	<700
0.8	0.0	0.2	750	1300	810	1110
0.8	0.2	0.0	850	1210	890	970
1.0	0.0	0.0	<700	1260	920	1100

TABLE IV. Exclusion limits at 95% confidence level presented in terms of the B quark mass, for the different branching fraction scenarios considered, in each of the two analyses.

$\mathcal{B}(bZ)$	$\mathcal{B}(tW)$	$\mathcal{B}(bH)$	Observed limits (GeV)		Expected limits (GeV)	
			Cut-based	NN	Cut-based	NN
0.0	0.0	1.0	980	<700	870	850
0.0	0.2	0.8	950	810	860	810
0.0	0.4	0.6	920	890	850	810
0.0	0.6	0.4	830	1100	830	800
0.0	0.8	0.2	<700	1140	<700	910
0.0	1.0	0.0	<700	1230	<700	950
0.2	0.0	0.8	1000	<700	950	820
0.2	0.2	0.6	950	830	930	730
0.2	0.4	0.4	940	900	920	740
0.2	0.6	0.2	890	940	910	820
0.2	0.8	0.0	860	1150	880	880
0.4	0.0	0.6	1020	740	1000	770
0.4	0.2	0.4	980	820	1000	<700
0.4	0.4	0.2	970	880	980	<700
0.4	0.6	0.0	880	1110	970	790
0.6	0.0	0.4	1030	740	1050	740
0.6	0.2	0.2	1020	810	1040	<700
0.6	0.4	0.0	1000	920	1040	<700
0.8	0.0	0.2	1050	760	1100	720
0.8	0.2	0.0	1030	820	1090	<700
1.0	0.0	0.0	1070	740	1130	720

X. RESULTS

We observe no statistically significant excess over the expected background. The expected and observed limits on the cross section for pair production of T and B quarks are shown in the case of branching fractions of one for the individual decay modes in Figs. 5 and 6, for the cut-based and NN analyses, respectively. Because the cut-based analysis is optimized for the bW decay mode and includes selections targeting boosted W jets, it lacks sensitivity to the other decay modes. The NN analysis does not target a specific decay mode, but shows the best sensitivity to T quark decays to tZ and tH , or B quark decays to tW . It has lower sensitivity in the $bWbW$ channel due to lower efficiency for correctly identifying b jets using AK8 reconstructed jets with the BEST algorithm.

A scan over all branching fractions considered is performed in increments of 0.2, with the results translated to limits on the VLQ mass. Figure 7 shows the results for the T quark graphically, with the values tabulated in Table III. Figure 8 and Table IV show the corresponding results for the B quark.

We exclude vectorlike T quark masses ranging from 740 GeV, up to 1370 GeV for the tH decay mode in the NN analysis. The cut-based analysis provides additional sensitivity to the bW decay mode, with a T quark mass exclusion of 1040 GeV for T decays solely to bW . These results

complement the existing results from other decay channels, and in the hadronic channel extends the excluded T quark mass from 705 GeV obtained in the previous 8 TeV analysis [57] to 1040 GeV. For vectorlike B quarks, sensitivity is lost because of the additional b quarks present in the B decays, for which the BEST analysis has a larger mis-identification rate. The cut-based analysis is not currently optimized for B quarks, however, it does provide some complementary sensitivity to the bZ decay mode. These analyses exclude vectorlike B quarks with masses up to 1230 GeV, for B decays solely to tW . A mass exclusion of 1070 GeV is obtained in the cut-based analysis for the bZ decay mode scenario.

XI. SUMMARY

Two independent searches for vectorlike T and B quarks using the fully hadronic final states have been presented. Both searches use data collected by the CMS experiment in 2016 at a center-of-mass energy of 13 TeV, corresponding to an integrated luminosity of 35.9 fb^{-1} . A cut-based analysis, using jet substructure observables to identify hadronic decays of boosted W bosons, targets the bW decay mode of the T quark, and improves sensitivity relative to results of such searches conducted previously. The analysis uses a quantum chromodynamics multijet background estimation method based on shape and rate

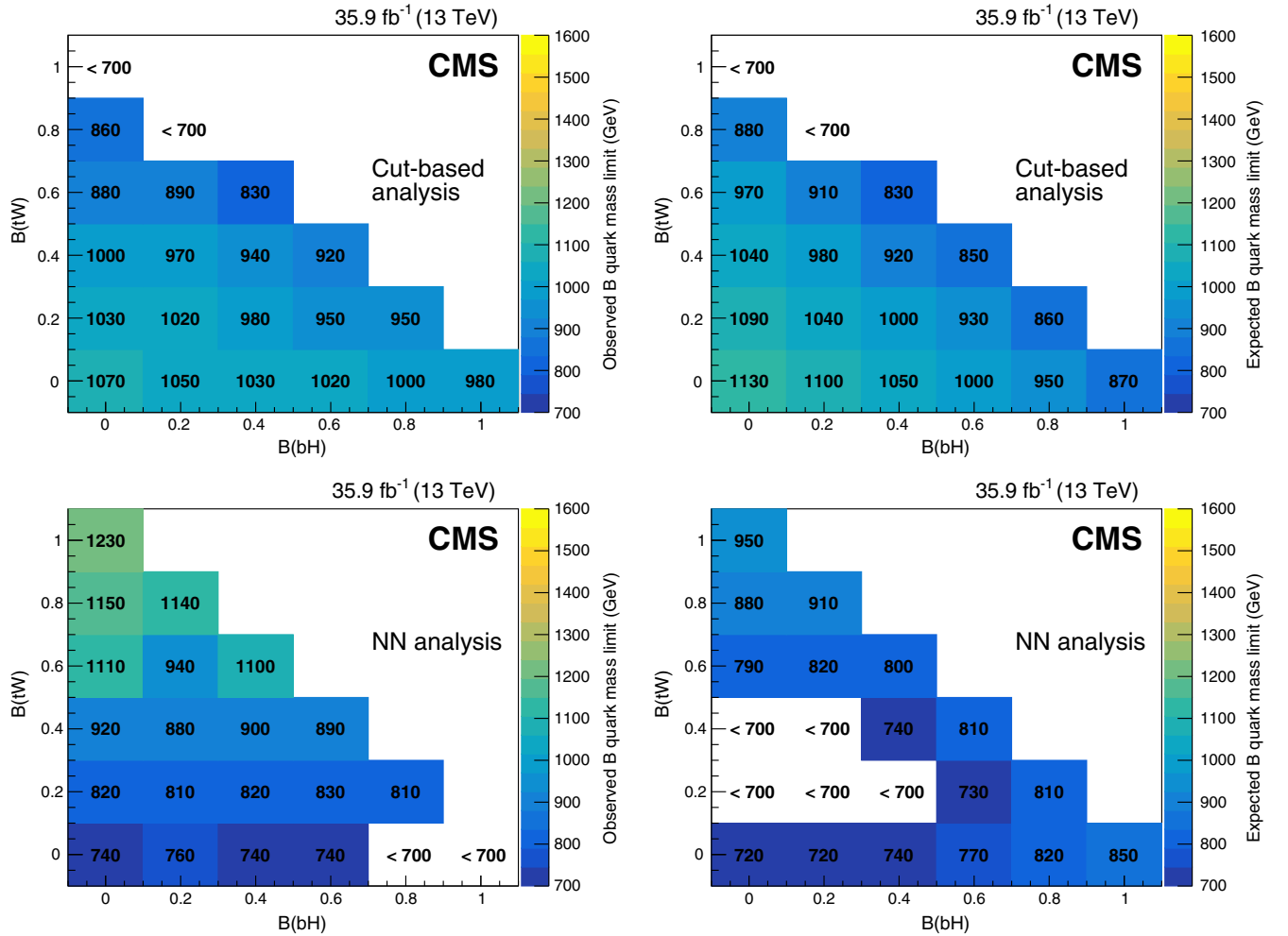


FIG. 8. Observed (left panels) and expected (right panels) mass exclusion limits at 95% confidence level for each combination of B quark branching fractions, in the cut-based analysis (upper panels) and NN analysis (lower panels).

extrapolations from various control regions to the signal region. Improvements in W tagging techniques, as well as the addition of signal regions requiring just a single W -tagged jet, enhance the performance of this analysis relative to previous searches based on different strategies. This search extends the T quark mass exclusion to 1040 GeV, relative to the previous exclusion of 705 GeV obtained by a similar analysis targeting the bW decay mode using data collected at 8 TeV [57].

A new strategy is presented and compared with the traditional cut-based approach. The neural network analysis uses a multiclassification technique, the boosted event shape tagger algorithm, to identify jets originating from heavy objects such as t or b quarks, and W , Z , or H . This allows the analysis to be sensitive to all decay modes of the T and B quarks. Using classification fractions, the dominant multijet background is estimated using data. The neural network analysis provides sensitivity for the tH and tZ decay modes competitive with that obtained by other searches utilizing lepton + jets or multilepton topologies.

For each analysis, results are presented in terms of cross section limits for the pair production of T and B quarks, along with exclusion limits in terms of the T and B quark masses, for the different combinations of branching fractions considered. The mass exclusion limits at 95% confidence level for the neural network analysis range from 740 to 1370 GeV, providing comparable sensitivity to the CMS searches utilizing leptons, which exclude vectorlike quark masses in the range 910–1300 GeV [14]. These results represent the most stringent limits on pair-produced vectorlike quarks in the fully hadronic channel to date.

ACKNOWLEDGMENTS

We congratulate our colleagues in the CERN accelerator departments for the excellent performance of the LHC and thank the technical and administrative staffs at CERN and at other CMS institutes for their contributions to the success of the CMS effort. In addition, we gratefully acknowledge the computing centers and personnel of the Worldwide LHC

Computing Grid for delivering so effectively the computing infrastructure essential to our analyses. Finally, we acknowledge the enduring support for the construction and operation of the LHC and the CMS detector provided by the following funding agencies: BMBWF and FWF (Austria); FNRS and FWO (Belgium); CNPq, CAPES, FAPERJ, FAPERGS, and FAPESP (Brazil); MES (Bulgaria); CERN; CAS, MoST, and NSFC (China); COLCIENCIAS (Colombia); MSES and CSF (Croatia); RPF (Cyprus); SENESCYT (Ecuador); MoER, ERC IUT, PUT, and ERDF (Estonia); Academy of Finland, MEC, and HIP (Finland); CEA and CNRS/IN2P3 (France); BMBF, DFG, and HGF (Germany); GSRT (Greece); NKFI (Hungary); DAE and DST (India); IPM (Iran); SFI (Ireland); INFN (Italy); MSIP and NRF (Republic of Korea); MES (Latvia); LAS (Lithuania); MOE and UM (Malaysia); BUAP, CINVESTAV, CONACYT, LNS, SEP, and UASLP-FAI (Mexico); MOS (Montenegro); MBIE (New Zealand); PAEC (Pakistan); MSHE and NSC (Poland); FCT (Portugal); JINR (Dubna); MON, RosAtom, RAS, RFBR, and NRC KI (Russia); MESTD (Serbia); SEIDI, CPAN, PCTI, and FEDER (Spain); MOSTR (Sri Lanka); Swiss Funding Agencies (Switzerland); MST (Taipei); ThEPCenter, IPST, STAR, and NSTDA (Thailand); TUBITAK and TAEK (Turkey); NASU and SFFR (Ukraine); STFC (United Kingdom); DOE and NSF (USA). Individuals have received support from the Marie Curie program and the European Research Council and Horizon 2020 Grant, Contracts No. 675440 and No. 765710 (European Union); the Leventis Foundation; the A. P. Sloan Foundation; the Alexander von Humboldt Foundation; the Belgian Federal Science Policy Office; the Fonds pour la Formation à la Recherche dans l'Industrie et dans l'Agriculture (FRIA-Belgium); the Agentschap voor

Innovatie door Wetenschap en Technologie (IWT-Belgium); the F. R. S.-FNRS and FWO (Belgium) under “Excellence of Science—EOS” be.h Project No. 30820817; the Beijing Municipal Science and Technology Commission, Grant No. Z181100004218003; the Ministry of Education, Youth and Sports (MEYS) of the Czech Republic; the Lendület (“Momentum”) Programme and the János Bolyai Research Scholarship of the Hungarian Academy of Sciences, the New National Excellence Program ÚNKP, NKFI Research Grants No. 123842, No. 123959, No. 124845, No. 124850, No. 125105, No. 128713, No. 128786, and No. 129058 (Hungary); the Council of Science and Industrial Research, India; the HOMING PLUS program of the Foundation for Polish Science, cofinanced from European Union, Regional Development Fund, the Mobility Plus program of the Ministry of Science and Higher Education, the National Science Center (Poland), Contracts Harmonia No. 2014/14/M/ST2/00428, Opus No. 2014/13/B/ST2/02543, No. 2014/15/B/ST2/03998, No. 2015/19/B/ST2/02861, and Sonata-bis No. 2012/07/E/ST2/01406; the National Priorities Research Program by Qatar National Research Fund; the Programa Estatal de Fomento de la Investigación Científica y Técnica de Excelencia María de Maeztu, Grant No. MDM-2015-0509 and the Programa Severo Ochoa del Principado de Asturias; the Thalís and Aristeia programs cofinanced by EU-ESF and the Greek NSRF; the Rachadapisek Sompot Fund for Postdoctoral Fellowship, Chulalongkorn University and the Chulalongkorn Academic into Its 2nd Century Project Advancement Project (Thailand); the Welch Foundation, Contract No. C-1845; and the Weston Havens Foundation (USA). Universität Zürich

-
- [1] ATLAS Collaboration, Observation of a new particle in the search for the standard model Higgs boson with the ATLAS detector at the LHC, *Phys. Lett. B* **716**, 1 (2012).
- [2] CMS Collaboration, Observation of a new boson at a mass of 125 GeV with the CMS experiment at the LHC, *Phys. Lett. B* **716**, 30 (2012).
- [3] CMS Collaboration, Observation of a new boson with mass near 125 GeV in pp collisions at $\sqrt{s} = 7$ and 8 TeV, *J. High Energy Phys.* **06** (2013) 081.
- [4] R. Contino, L. Da Rold, and A. Pomarol, Light custodians in natural composite Higgs models, *Phys. Rev. D* **75**, 055014 (2007).
- [5] R. Contino, T. Kramer, M. Son, and R. Sundrum, Warped/composite phenomenology simplified, *J. High Energy Phys.* **05** (2007) 074.
- [6] D. B. Kaplan, Flavor at SSC energies: A new mechanism for dynamically generated fermion masses, *Nucl. Phys.* **B365**, 259 (1991).
- [7] M. J. Dugan, H. Georgi, and D. B. Kaplan, Anatomy of a composite Higgs model, *Nucl. Phys.* **B254**, 299 (1985).
- [8] S. Blasi and F. Goertz, Softened goldstone-symmetry breaking, [arXiv:1903.06146](https://arxiv.org/abs/1903.06146).
- [9] M. Perelstein, M. E. Peskin, and A. Pierce, Top quarks and electroweak symmetry breaking in little Higgs models, *Phys. Rev. D* **69**, 075002 (2004).
- [10] O. Matsedonskyi, G. Panico, and A. Wulzer, Light top partners for a light composite Higgs, *J. High Energy Phys.* **01** (2013) 164.
- [11] A. De Simone, O. Matsedonskyi, R. Rattazzi, and A. Wulzer, A first top partner hunter’s guide, *J. High Energy Phys.* **04** (2013) 004.
- [12] J. A. Aguilar-Saavedra, R. Benbrik, S. Heinemeyer, and M. Pérez-Victoria, Handbook of vectorlike quarks: Mixing and single production, *Phys. Rev. D* **88**, 094010 (2013).
- [13] CMS Collaboration, Search for vector-like quarks in events with two oppositely charged leptons and jets in

- proton-proton collisions at $\sqrt{s} = 13$ TeV, *Eur. Phys. J. C* **79**, 364 (2019).
- [14] CMS Collaboration, Search for vector-like T and B quark pairs in final states with leptons at $\sqrt{s} = 13$ TeV, *J. High Energy Phys.* **08** (2018) 177.
- [15] CMS Collaboration, Search for pair production of vector-like quarks in the $bW\bar{b}W$ channel from proton-proton collisions at $\sqrt{s} = 13$ TeV, *Phys. Lett. B* **779**, 82 (2018).
- [16] ATLAS Collaboration, Search for pair production of heavy vector-like quarks decaying into hadronic final states in pp collisions at $\sqrt{s} = 13$ TeV with the ATLAS detector, *Phys. Rev. D* **98**, 092005 (2018).
- [17] ATLAS Collaboration, Combination of the Searches for Pair-Produced Vector-Like Partners of the Third-Generation Quarks at $\sqrt{s} = 13$ TeV with the ATLAS Detector, *Phys. Rev. Lett.* **121**, 211801 (2018).
- [18] CMS Collaboration, The CMS trigger system, *J. Instrum.* **12**, P01020 (2017).
- [19] CMS Collaboration, The CMS experiment at the CERN LHC, *J. Instrum.* **3**, S08004 (2008).
- [20] CMS Collaboration, Particle-flow reconstruction and global event description with the CMS detector, *J. Instrum.* **12**, P10003 (2017).
- [21] M. Cacciari, G. P. Salam, and G. Soyez, The anti- k_T jet clustering algorithm, *J. High Energy Phys.* **04** (2008) 063.
- [22] M. Cacciari, G. P. Salam, and G. Soyez, FastJet user manual, *Eur. Phys. J. C* **72**, 1896 (2012).
- [23] CMS Collaboration, Jet energy scale and resolution in the CMS experiment in pp collisions at 8 TeV, *J. Instrum.* **12**, P02014 (2017).
- [24] Y. L. Dokshitzer, G. D. Leder, S. Moretti, and B. R. Webber, Better jet clustering algorithms, *J. High Energy Phys.* **08** (1997) 001.
- [25] M. Wobisch and T. Wengler, Hadronization corrections to jet cross-sections in deep inelastic scattering, in *Proceedings of the Workshop on Monte Carlo Generators for HERA Physics, Hamburg, Germany, 1998*, edited by A. T. Doyle, G. Grindhammer, G. Ingelman, and H. Jung (DESY, Hamburg, Germany, 1999), p. 270.
- [26] M. Dasgupta, A. Fregoso, S. Marzani, and G. P. Salam, Towards an understanding of jet substructure, *J. High Energy Phys.* **09** (2013) 029.
- [27] A. J. Larkoski, S. Marzani, G. Soyez, and J. Thaler, Soft drop, *J. High Energy Phys.* **05** (2014) 146.
- [28] J. Thaler and K. Van Tilburg, Identifying boosted objects with N -subjettiness, *J. High Energy Phys.* **03** (2011) 015.
- [29] J. Thaler and K. Van Tilburg, Maximizing boosted top identification by minimizing N -subjettiness, *J. High Energy Phys.* **02** (2012) 093.
- [30] CMS Collaboration, Identification of heavy-flavour jets with the CMS detector in pp collisions at 13 TeV, *J. Instrum.* **13**, P05011 (2018).
- [31] CMS Collaboration, Jet algorithms performance in 13 TeV data, CERN Physics Analysis Summary Report No. CMS-PAS-JME-16-003, 2017, <http://cdsweb.cern.ch/record/2256875>.
- [32] J. S. Conway, R. Bhaskar, R. D. Erbacher, and J. Pilot, Identification of high-momentum top quarks, Higgs bosons, and W and Z bosons using boosted event shapes, *Phys. Rev. D* **94**, 094027 (2016).
- [33] G. C. Fox and S. Wolfram, Observables for the Analysis of Event Shapes in e^+e^- Annihilation and Other Processes, *Phys. Rev. Lett.* **41**, 1581 (1978).
- [34] J. D. Bjorken and S. J. Brodsky, Statistical model for electron-positron annihilation into hadrons, *Phys. Rev. D* **1**, 1416 (1970).
- [35] E. Farhi, Quantum Chromodynamics Test for Jets, *Phys. Rev. Lett.* **39**, 1587 (1977).
- [36] F. Pedregosa *et al.*, SCIKIT-LEARN: Machine learning in PYTHON, *J. Mach. Learn. Res.* **12**, 2825 (2011).
- [37] CMS Collaboration, Machine learning-based identification of highly Lorentz-boosted hadronically decaying particles at the CMS experiment, CERN Physics Analysis Summary Report No. CMS-PAS-JME-18-002, 2019, <https://cds.cern.ch/record/2683870>.
- [38] T. Sjöstrand, S. Mrenna, and P. Z. Skands, A brief introduction to PYTHIA 8.1, *Comput. Phys. Commun.* **178**, 852 (2008).
- [39] T. Sjöstrand, S. Ask, J. R. Christiansen, R. Corke, N. Desai, P. Ilten, S. Mrenna, S. Prestel, C. O. Rasmussen, and P. Z. Skands, An introduction to PYTHIA 8.2, *Comput. Phys. Commun.* **191**, 159 (2015).
- [40] P. Nason, A new method for combining NLO QCD with shower Monte Carlo algorithms, *J. High Energy Phys.* **11** (2004) 040.
- [41] S. Frixione, P. Nason, and C. Oleari, Matching NLO QCD computations with parton shower simulations: The POWHEG method, *J. High Energy Phys.* **11** (2007) 070.
- [42] CMS Collaboration, Investigations of the impact of the parton shower tuning in PYTHIA 8 in the modelling of $t\bar{t}$ at $\sqrt{s} = 8$ and 13 TeV, Physics Analysis Summary Report No. CMS-PAS-TOP-16-021, 2016, <https://cdsweb.cern.ch/record/2235192>.
- [43] J. Alwall, R. Frederix, S. Frixione, V. Hirschi, F. Maltoni, O. Mattelaer, H. S. Shao, T. Stelzer, P. Torrielli, and M. Zaro, The automated computation of tree-level and next-to-leading order differential cross sections, and their matching to parton shower simulations, *J. High Energy Phys.* **07** (2014) 079.
- [44] R. Frederix and S. Frixione, Merging meets matching in $mc@nlo$, *J. High Energy Phys.* **12** (2012) 061.
- [45] CMS Collaboration, Event generator tunes obtained from underlying event and multiparton scattering measurements, *Eur. Phys. J. C* **76**, 155 (2016).
- [46] J. Alwall, M. Herquet, F. Maltoni, O. Mattelaer, and T. Stelzer, MadGraph 5: Going beyond, *J. High Energy Phys.* **06** (2011) 128.
- [47] M. Czakon and A. Mitov, Top++: A program for the calculation of the top-pair cross-section at hadron colliders, *Comput. Phys. Commun.* **185**, 2930 (2014).
- [48] CMS Collaboration, Measurement of the differential cross sections for the associated production of a W boson and jets in proton-proton collisions at $\sqrt{s} = 13$ TeV, *Phys. Rev. D* **96**, 072005 (2017).
- [49] CMS Collaboration, Measurement of differential cross sections for Z boson production in association with jets in proton-proton collisions at $\sqrt{s} = 13$ TeV, *Eur. Phys. J. C* **78**, 965 (2018).

- [50] CMS Collaboration, CMS luminosity measurements for the 2016 data taking period, Physics Analysis Summary Report No. CMS-PAS-LUM-17-001, 2017, <https://cdsweb.cern.ch/record/2257069>.
- [51] CMS Collaboration, Measurement of the inelastic proton-proton cross section at $\sqrt{s} = 13$ TeV, *J. High Energy Phys.* **07** (2018) 161.
- [52] ATLAS Collaboration, Measurement of the Inelastic Proton-Proton Cross Section at $\sqrt{s} = 13$ TeV with the ATLAS Detector at the LHC, *Phys. Rev. Lett.* **117**, 182002 (2016).
- [53] R. D. Ball *et al.* (NNPDF Collaboration), Parton distributions for the LHC Run II, *J. High Energy Phys.* **04** (2015) 040.
- [54] J. Butterworth *et al.*, PDF4LHC recommendations for LHC Run II, *J. Phys. G* **43**, 023001 (2016).
- [55] J. Ott, <http://www-ekp.physik.uni-karlsruhe.de/~ott/theta/theta-auto/>.
- [56] R. J. Barlow and C. Beeston, Fitting using finite Monte Carlo samples, *Comput. Phys. Commun.* **77**, 219 (1993).
- [57] CMS Collaboration, Search for vectorlike charge 2/3 T quarks in proton-proton collisions at $\sqrt{s} = 8$ TeV, *Phys. Rev. D* **93**, 012003 (2016).

A. M. Sirunyan,^{1,a} A. Tumasyan,¹ W. Adam,² F. Ambrogio,² T. Bergauer,² J. Brandstetter,² M. Dragicevic,² J. Erö,² A. Escalante Del Valle,² M. Flechl,² R. Frühwirth,^{2,b} M. Jeitler,^{2,b} N. Krammer,² I. Krätschmer,² D. Liko,² T. Madlener,² I. Mikulec,² N. Rad,² J. Schieck,^{2,b} R. Schöfbeck,² M. Spanring,² D. Spitzbart,² W. Waltenberger,² C.-E. Wulz,^{2,b} M. Zarucki,² V. Drugakov,³ V. Mossolov,³ J. Suarez Gonzalez,³ M. R. Darwish,⁴ E. A. De Wolf,⁴ D. Di Croce,⁴ X. Janssen,⁴ J. Lauwers,⁴ A. Lelek,⁴ M. Pieters,⁴ H. Rejeb Sfar,⁴ H. Van Haevermaet,⁴ P. Van Mechelen,⁴ S. Van Putte,⁴ N. Van Remortel,⁴ F. Blekman,⁵ E. S. Bols,⁵ S. S. Chhibra,⁵ J. D'Hondt,⁵ J. De Clercq,⁵ D. Lontkovskiy,⁵ S. Lowette,⁵ I. Marchesini,⁵ S. Moortgat,⁵ L. Moreels,⁵ Q. Python,⁵ K. Skovpen,⁵ S. Tavernier,⁵ W. Van Doninck,⁵ P. Van Mulders,⁵ I. Van Parijs,⁵ D. Beghin,⁶ B. Bilin,⁶ H. Brun,⁶ B. Clerbaux,⁶ G. De Lentdecker,⁶ H. Delannoy,⁶ B. Dorney,⁶ L. Favart,⁶ A. Grebenyuk,⁶ A. K. Kalsi,⁶ J. Luetic,⁶ A. Popov,⁶ N. Postiau,⁶ E. Starling,⁶ L. Thomas,⁶ C. Vander Velde,⁶ P. Vanlaer,⁶ D. Vannerom,⁶ Q. Wang,⁶ T. Cornelis,⁷ D. Dobur,⁷ I. Khvastunov,^{7,c} C. Roskas,⁷ D. Trocino,⁷ M. Tytgat,⁷ W. Verbeke,⁷ B. Vermassen,⁷ M. Vit,⁷ N. Zaganidis,⁷ O. Bondu,⁸ G. Bruno,⁸ C. Caputo,⁸ P. David,⁸ C. Delaere,⁸ M. Delcourt,⁸ A. Giammanco,⁸ V. Lemaitre,⁸ A. Magitteri,⁸ J. Prisciandaro,⁸ A. Saggio,⁸ M. Vidal Marono,⁸ P. Vischia,⁸ J. Zobec,⁸ F. L. Alves,⁹ G. A. Alves,⁹ G. Correia Silva,⁹ C. Hensel,⁹ A. Moraes,⁹ P. Rebello Teles,⁹ E. Belchior Batista Das Chagas,⁹ W. Carvalho,¹⁰ J. Chinellato,^{10,d} E. Coelho,¹⁰ E. M. Da Costa,¹⁰ G. G. Da Silveira,^{10,e} D. De Jesus Damiao,¹⁰ C. De Oliveira Martins,¹⁰ S. Fonseca De Souza,¹⁰ L. M. Huertas Guativa,¹⁰ H. Malbouisson,¹⁰ J. Martins,^{10,f} D. Matos Figueiredo,¹⁰ M. Medina Jaime,^{10,g} M. Melo De Almeida,¹⁰ C. Mora Herrera,¹⁰ L. Mundim,¹⁰ H. Nogima,¹⁰ W. L. Prado Da Silva,¹⁰ L. J. Sanchez Rosas,¹⁰ A. Santoro,¹⁰ A. Sznajder,¹⁰ M. Thiel,¹⁰ E. J. Tonelli Manganote,^{10,d} F. Torres Da Silva De Araujo,¹⁰ A. Vilela Pereira,¹⁰ S. Ahuja,^{11a} C. A. Bernardes,^{11a} L. Calligaris,^{11a} T. R. Fernandez Perez Tomei,^{11a} E. M. Gregores,^{11a,11b} D. S. Lemos,^{11a} P. G. Mercadante,^{11a,11b} S. F. Novaes,^{11a} Sandra S. Padula,^{11a} A. Aleksandrov,¹² G. Antchev,¹² R. Hadjiiska,¹² P. Iaydjiev,¹² A. Marinov,¹² M. Misheva,¹² M. Rodozov,¹² M. Shopova,¹² G. Sultanov,¹² M. Bonchev,¹³ A. Dimitrov,¹³ T. Ivanov,¹³ L. Litov,¹³ B. Pavlov,¹³ P. Petkov,¹³ W. Fang,^{14,h} X. Gao,^{14,h} L. Yuan,¹⁴ M. Ahmad,¹⁵ G. M. Chen,¹⁵ H. S. Chen,¹⁵ M. Chen,¹⁵ C. H. Jiang,¹⁵ D. Leggat,¹⁵ H. Liao,¹⁵ Z. Liu,¹⁵ S. M. Shaheen,^{15,i} A. Spiezia,¹⁵ J. Tao,¹⁵ E. Yazgan,¹⁵ H. Zhang,¹⁵ S. Zhang,^{15,i} J. Zhao,¹⁵ A. Agapitos,¹⁶ Y. Ban,¹⁶ G. Chen,¹⁶ A. Levin,¹⁶ J. Li,¹⁶ L. Li,¹⁶ Q. Li,¹⁶ Y. Mao,¹⁶ S. J. Qian,¹⁶ D. Wang,¹⁶ Z. Hu,¹⁷ Y. Wang,¹⁷ C. Avila,¹⁸ A. Cabrera,¹⁸ L. F. Chaparro Sierra,¹⁸ C. Florez,¹⁸ C. F. González Hernández,¹⁸ M. A. Segura Delgado,¹⁸ J. Mejia Guisao,¹⁹ J. D. Ruiz Alvarez,¹⁹ C. A. Salazar González,¹⁹ N. Vanegas Arbelaez,¹⁹ D. Giljanović,²⁰ N. Godinovic,²⁰ D. Lelas,²⁰ I. Puljak,²⁰ T. Sculac,²⁰ Z. Antunovic,²¹ M. Kovac,²¹ V. Brigljevic,²² S. Ceci,²² D. Ferencek,²² K. Kadija,²² B. Mesic,²² M. Roguljic,²² A. Starodumov,^{22,j} T. Susa,²² M. W. Ather,²³ A. Attikis,²³ E. Erodotou,²³ A. Ioannou,²³ M. Kolosova,²³ S. Konstantinou,²³ G. Mavromanolakis,²³ J. Mousa,²³ C. Nicolaou,²³ F. Ptochos,²³ P. A. Razis,²³ H. Rykaczewski,²³ D. Tsiakkouri,²³ M. Finger,^{24,k} M. Finger Jr.,^{24,k} A. Kveton,²⁴ J. Tomsa,²⁴ E. Ayala,²⁵ E. Carrera Jarrin,²⁶ S. Elgammal,^{27,l} A. Ellithi Kamel,^{27,m} S. Bhowmik,²⁸ A. Carvalho Antunes De Oliveira,²⁸ R. K. Dewanjee,²⁸ K. Ehattaht,²⁸ M. Kadastik,²⁸ M. Raidal,²⁸ C. Veelken,²⁸ P. Eerola,²⁹ L. Forthomme,²⁹ H. Kirschenmann,²⁹ K. Osterberg,²⁹ M. Voutilainen,²⁹ F. Garcia,³⁰ J. Havukainen,³⁰ J. K. Heikkilä,³⁰ T. Järvinen,³⁰ V. Karimäki,³⁰ R. Kinnunen,³⁰ T. Lampén,³⁰ K. Lassila-Perini,³⁰ S. Laurila,³⁰ S. Lehti,³⁰ T. Lindén,³⁰ P. Luukka,³⁰ T. Mäenpää,³⁰ H. Siikonen,³⁰ E. Tuominen,³⁰ J. Tuominiemi,³⁰ T. Tuuva,³¹ M. Besancon,³² F. Couderc,³² M. Dejardin,³² D. Denegri,³² B. Fabbro,³² J. L. Faure,³² F. Ferri,³² S. Ganjour,³² A. Givernaud,³² P. Gras,³² G. Hamel de Monchenault,³² P. Jarry,³² C. Leloup,³² E. Locci,³² J. Malcles,³² J. Rander,³² A. Rosowsky,³² M. Ö. Sahin,³² A. Savoy-Navarro,^{32,n} M. Titov,³² C. Amendola,³³ F. Beaudette,³³ P. Busson,³³ C. Charlot,³³

B. Diab,³³ G. Falmagne,³³ R. Granier de Cassagnac,³³ I. Kucher,³³ A. Lobanov,³³ C. Martin Perez,³³ M. Nguyen,³³ C. Ochando,³³ P. Paganini,³³ J. Rembser,³³ R. Salerno,³³ J. B. Sauvan,³³ Y. Sirois,³³ A. Zabi,³³ A. Zghiche,³³ J.-L. Agram,^{34,o} J. Andrea,³⁴ D. Bloch,³⁴ G. Bourgatte,³⁴ J.-M. Brom,³⁴ E. C. Chabert,³⁴ C. Collard,³⁴ E. Conte,^{34,o} J.-C. Fontaine,^{34,o} D. Gelé,³⁴ U. Goerlach,³⁴ M. Jansová,³⁴ A.-C. Le Bihan,³⁴ N. Tonon,³⁴ P. Van Hove,³⁴ S. Gadrat,³⁵ S. Beauceron,³⁶ C. Bernet,³⁶ G. Boudoul,³⁶ C. Camen,³⁶ N. Chanon,³⁶ R. Chierici,³⁶ D. Contardo,³⁶ P. Depasse,³⁶ H. El Mamouni,³⁶ J. Fay,³⁶ S. Gascon,³⁶ M. Gouzevitch,³⁶ B. Ille,³⁶ Sa. Jain,³⁶ F. Lagarde,³⁶ I. B. Laktineh,³⁶ H. Lattaud,³⁶ M. Lethuillier,³⁶ L. Mirabito,³⁶ S. Perries,³⁶ V. Sordini,³⁶ G. Touquet,³⁶ M. Vander Donckt,³⁶ S. Viret,³⁶ T. Toriashvili,^{37,p} Z. Tsamalaidze,^{38,k} C. Autermann,³⁹ L. Feld,³⁹ M. K. Kiesel,³⁹ K. Klein,³⁹ M. Lipinski,³⁹ D. Meuser,³⁹ A. Pauls,³⁹ M. Preuten,³⁹ M. P. Rauch,³⁹ C. Schomakers,³⁹ J. Schulz,³⁹ M. Teroerde,³⁹ B. Wittmer,³⁹ A. Albert,⁴⁰ M. Erdmann,⁴⁰ S. Erdweg,⁴⁰ T. Esch,⁴⁰ B. Fischer,⁴⁰ R. Fischer,⁴⁰ S. Ghosh,⁴⁰ T. Hebbeker,⁴⁰ K. Hoepfner,⁴⁰ H. Keller,⁴⁰ L. Mastrolorenzo,⁴⁰ M. Merschmeyer,⁴⁰ A. Meyer,⁴⁰ P. Millet,⁴⁰ G. Mocellin,⁴⁰ S. Mondal,⁴⁰ S. Mukherjee,⁴⁰ D. Noll,⁴⁰ A. Novak,⁴⁰ T. Pook,⁴⁰ A. Pozdnyakov,⁴⁰ T. Quast,⁴⁰ M. Radziej,⁴⁰ Y. Rath,⁴⁰ H. Reithler,⁴⁰ M. Rieger,⁴⁰ J. Roemer,⁴⁰ A. Schmidt,⁴⁰ S. C. Schuler,⁴⁰ A. Sharma,⁴⁰ S. Thüer,⁴⁰ S. Wiedenbeck,⁴⁰ G. Flügge,⁴¹ W. Haj Ahmad,^{41,q} O. Hlushchenko,⁴¹ T. Kress,⁴¹ T. Müller,⁴¹ A. Nehr Korn,⁴¹ A. Nowack,⁴¹ C. Pistone,⁴¹ O. Pooth,⁴¹ D. Roy,⁴¹ H. Sert,⁴¹ A. Stahl,^{41,r} M. Aldaya Martin,⁴² P. Asmuss,⁴² I. Babounikau,⁴² H. Bakhshiansohi,⁴² K. Beernaert,⁴² O. Behnke,⁴² U. Behrens,⁴² A. Bermúdez Martínez,⁴² D. Bertsche,⁴² A. A. Bin Anuar,⁴² K. Borras,^{42,s} V. Botta,⁴² A. Campbell,⁴² A. Cardini,⁴² P. Connor,⁴² S. Consuegra Rodríguez,⁴² C. Contreras-Campana,⁴² V. Danilov,⁴² A. De Wit,⁴² M. M. Defranchis,⁴² C. Diez Pardos,⁴² D. Domínguez Damiani,⁴² G. Eckerlin,⁴² D. Eckstein,⁴² T. Eichhorn,⁴² A. Elwood,⁴² E. Eren,⁴² E. Gallo,^{42,t} A. Geiser,⁴² J. M. Grados Luyando,⁴² A. Grohsjean,⁴² M. Guthoff,⁴² M. Haranko,⁴² A. Harb,⁴² A. Jafari,⁴² N. Z. Jomhari,⁴² H. Jung,⁴² A. Kasem,^{42,s} M. Kasemann,⁴² H. Kaveh,⁴² J. Keaveney,⁴² C. Kleinwort,⁴² J. Knolle,⁴² D. Krücker,⁴² W. Lange,⁴² T. Lenz,⁴² J. Leonard,⁴² J. Lidrych,⁴² K. Lipka,⁴² W. Lohmann,^{42,u} R. Mankel,⁴² I.-A. Melzer-Pellmann,⁴² A. B. Meyer,⁴² M. Meyer,⁴² M. Missiroli,⁴² G. Mittag,⁴² J. Mnich,⁴² A. Mussgiller,⁴² V. Myronenko,⁴² D. Pérez Adán,⁴² S. K. Pflitsch,⁴² D. Pitzl,⁴² A. Raspereza,⁴² A. Saibel,⁴² M. Savitskiy,⁴² V. Scheurer,⁴² P. Schütze,⁴² C. Schwanenberger,⁴² R. Shevchenko,⁴² A. Singh,⁴² H. Tholen,⁴² O. Turkot,⁴² A. Vagnerini,⁴² M. Van De Klundert,⁴² G. P. Van Onsem,⁴² R. Walsh,⁴² Y. Wen,⁴² K. Wichmann,⁴² C. Wissing,⁴² O. Zenaiev,⁴² R. Zlebick,⁴² R. Aggleton,⁴³ S. Bein,⁴³ L. Benato,⁴³ A. Benecke,⁴³ V. Blobel,⁴³ T. Dreyer,⁴³ A. Ebrahimi,⁴³ A. Fröhlich,⁴³ C. Garbers,⁴³ E. Garutti,⁴³ D. Gonzalez,⁴³ P. Gunnellini,⁴³ J. Haller,⁴³ A. Hinemann,⁴³ A. Karavdina,⁴³ G. Kasieczka,⁴³ R. Klanner,⁴³ R. Kogler,⁴³ N. Kovalchuk,⁴³ S. Kurz,⁴³ V. Kutzner,⁴³ J. Lange,⁴³ T. Lange,⁴³ A. Malara,⁴³ D. Marconi,⁴³ J. Multhaupt,⁴³ M. Niedziela,⁴³ C. E. N. Niemeyer,⁴³ D. Nowatschin,⁴³ A. Perieanu,⁴³ A. Reimers,⁴³ O. Rieger,⁴³ C. Scharf,⁴³ P. Schleper,⁴³ S. Schumann,⁴³ J. Schwandt,⁴³ J. Sonneveld,⁴³ H. Stadie,⁴³ G. Steinbrück,⁴³ F. M. Stober,⁴³ M. Stöver,⁴³ B. Vormwald,⁴³ I. Zoi,⁴³ M. Akbiyik,⁴⁴ C. Barth,⁴⁴ M. Baselga,⁴⁴ S. Baur,⁴⁴ T. Berger,⁴⁴ E. Butz,⁴⁴ R. Caspart,⁴⁴ T. Chwalek,⁴⁴ W. De Boer,⁴⁴ A. Dierlamm,⁴⁴ K. El Morabit,⁴⁴ N. Faltermann,⁴⁴ M. Giffels,⁴⁴ P. Goldenzweig,⁴⁴ A. Gottmann,⁴⁴ M. A. Harrendorf,⁴⁴ F. Hartmann,^{44,r} U. Husemann,⁴⁴ S. Kudella,⁴⁴ S. Mitra,⁴⁴ M. U. Mozer,⁴⁴ Th. Müller,⁴⁴ M. Musich,⁴⁴ A. Nürnberg,⁴⁴ G. Quast,⁴⁴ K. Rabbertz,⁴⁴ M. Schröder,⁴⁴ I. Shvetsov,⁴⁴ H. J. Simonis,⁴⁴ R. Ulrich,⁴⁴ M. Weber,⁴⁴ C. Wöhrmann,⁴⁴ R. Wolf,⁴⁴ G. Anagnostou,⁴⁵ P. Asenov,⁴⁵ G. Daskalakis,⁴⁵ T. Gerasis,⁴⁵ A. Kyriakis,⁴⁵ D. Loukas,⁴⁵ G. Paspalaki,⁴⁵ M. Diamantopoulou,⁴⁶ G. Karathanasis,⁴⁶ P. Kontaxakis,⁴⁶ A. Panagiotou,⁴⁶ I. Papavergou,⁴⁶ N. Saoulidou,⁴⁶ A. Stakia,⁴⁶ K. Theofilatos,⁴⁶ K. Vellidis,⁴⁶ G. Bakas,⁴⁷ K. Kousouris,⁴⁷ I. Papakrivopoulos,⁴⁷ G. Tsipolitis,⁴⁷ I. Evangelou,⁴⁸ C. Foudas,⁴⁸ P. Giannelis,⁴⁸ P. Katsoulis,⁴⁸ P. Kokkas,⁴⁸ S. Mallios,⁴⁸ K. Manitaras,⁴⁸ N. Manthos,⁴⁸ I. Papadopoulos,⁴⁸ J. Strolagas,⁴⁸ F. A. Triantis,⁴⁸ D. Tsitsonis,⁴⁸ M. Bartók,^{49,v} M. Csanad,⁴⁹ P. Major,⁴⁹ K. Mandal,⁴⁹ A. Mehta,⁴⁹ M. I. Nagy,⁴⁹ G. Pasztor,⁴⁹ O. Surányi,⁴⁹ G. I. Veres,⁴⁹ G. Bencze,⁵⁰ C. Hajdu,⁵⁰ D. Horvath,^{50,w} F. Sikler,⁵⁰ T. Á. Vámi,⁵⁰ V. Veszpremi,⁵⁰ G. Vesztergombi,^{50,a,x} N. Beni,⁵¹ S. Czellar,⁵¹ J. Karancsi,^{51,v} A. Makovec,⁵¹ J. Molnar,⁵¹ Z. Szillasi,⁵¹ P. Raics,⁵² D. Teyssier,⁵² Z. L. Trocsanyi,⁵² B. Ujvari,⁵² T. Csorgo,⁵³ W. J. Metzger,⁵³ F. Nemes,⁵³ T. Novak,⁵³ S. Choudhury,⁵⁴ J. R. Komaragiri,⁵⁴ P. C. Tiwari,⁵⁴ S. Bahinipati,^{55,y} C. Kar,⁵⁵ G. Kole,⁵⁵ P. Mal,⁵⁵ V. K. Muraleedharan Nair Bindhu,⁵⁵ A. Nayak,^{55,z} D. K. Sahoo,^{55,y} S. K. Swain,⁵⁵ S. Bansal,⁵⁶ S. B. Beri,⁵⁶ V. Bhatnagar,⁵⁶ S. Chauhan,⁵⁶ R. Chawla,⁵⁶ N. Dhingra,⁵⁶ R. Gupta,⁵⁶ A. Kaur,⁵⁶ M. Kaur,⁵⁶ S. Kaur,⁵⁶ P. Kumari,⁵⁶ M. Lohan,⁵⁶ M. Meena,⁵⁶ K. Sandeep,⁵⁶ S. Sharma,⁵⁶ J. B. Singh,⁵⁶ A. K. Virdi,⁵⁶ G. Walia,⁵⁶ A. Bhardwaj,⁵⁷ B. C. Choudhary,⁵⁷ R. B. Garg,⁵⁷ M. Gola,⁵⁷ S. Keshri,⁵⁷ Ashok Kumar,⁵⁷ S. Malhotra,⁵⁷ M. Naimuddin,⁵⁷ P. Priyanka,⁵⁷ K. Ranjan,⁵⁷ Aashaq Shah,⁵⁷ R. Sharma,⁵⁷ R. Bhardwaj,^{58,aa} M. Bharti,^{58,aa} R. Bhattacharya,⁵⁸ S. Bhattacharya,⁵⁸ U. Bhawandeep,^{58,aa} D. Bhowmik,⁵⁸ S. Dey,⁵⁸ S. Dutta,⁵⁸ S. Ghosh,⁵⁸ M. Maity,^{58,bb} K. Mondal,⁵⁸ S. Nandan,⁵⁸ A. Purohit,⁵⁸ P. K. Rout,⁵⁸ G. Saha,⁵⁸ S. Sarkar,⁵⁸ T. Sarkar,^{58,bb} M. Sharan,⁵⁸ B. Singh,^{58,aa} S. Thakur,^{58,aa} P. K. Behera,⁵⁹ P. Kalbhor,⁵⁹

A. Muhammad,⁵⁹ P. R. Pujahari,⁵⁹ A. Sharma,⁵⁹ A. K. Sikdar,⁵⁹ R. Chudasama,⁶⁰ D. Dutta,⁶⁰ V. Jha,⁶⁰ V. Kumar,⁶⁰ D. K. Mishra,⁶⁰ P. K. Netrakanti,⁶⁰ L. M. Pant,⁶⁰ P. Shukla,⁶⁰ T. Aziz,⁶¹ M. A. Bhat,⁶¹ S. Dugad,⁶¹ G. B. Mohanty,⁶¹ N. Sur,⁶¹ Ravindra Kumar Verma,⁶¹ S. Banerjee,⁶² S. Bhattacharya,⁶² S. Chatterjee,⁶² P. Das,⁶² M. Guchait,⁶² S. Karmakar,⁶² S. Kumar,⁶² G. Majumder,⁶² K. Mazumdar,⁶² N. Sahoo,⁶² S. Sawant,⁶² S. Chauhan,⁶³ S. Dube,⁶³ V. Hegde,⁶³ A. Kapoor,⁶³ K. Kothekar,⁶³ S. Pandey,⁶³ A. Rane,⁶³ A. Rastogi,⁶³ S. Sharma,⁶³ S. Chenarani,^{64,cc} E. Eskandari Tadavani,⁶⁴ S. M. Etesami,^{64,cc} M. Khakzad,⁶⁴ M. Mohammadi Najafabadi,⁶⁴ M. Naseri,⁶⁴ F. Rezaei Hosseinabadi,⁶⁴ M. Felcini,⁶⁵ M. Grunewald,⁶⁵ M. Abbrescia,^{66a,66b} C. Calabria,^{66a,66b} A. Colaleo,^{66a} D. Creanza,^{66a,66c} L. Cristella,^{66a,66b} N. De Filippis,^{66a,66c} M. De Palma,^{66a,66b} A. Di Florio,^{66a,66b} L. Fiore,^{66a} A. Gelmi,^{66a,66b} G. Iaselli,^{66a,66c} M. Ince,^{66a,66b} S. Lezki,^{66a,66b} G. Maggi,^{66a,66c} M. Maggi,^{66a} G. Miniello,^{66a,66b} S. My,^{66a,66b} S. Nuzzo,^{66a,66b} A. Pompili,^{66a,66b} G. Pugliese,^{66a,66c} R. Radogna,^{66a} A. Ranieri,^{66a} G. Selvaggi,^{66a,66b} L. Silvestris,^{66a} R. Venditti,^{66a} P. Verwilligen,^{66a} G. Abbiendi,^{67a} C. Battilana,^{67a,67b} D. Bonacorsi,^{67a,67b} L. Borgonovi,^{67a,67b} S. Braibant-Giacomelli,^{67a,67b} R. Campanini,^{67a,67b} P. Capiluppi,^{67a,67b} A. Castro,^{67a,67b} F. R. Cavallo,^{67a} C. Ciocca,^{67a} G. Codispoti,^{67a,67b} M. Cuffiani,^{67a,67b} G. M. Dallavalle,^{67a} F. Fabbri,^{67a} A. Fanfani,^{67a,67b} E. Fontanesi,^{67a} P. Giacomelli,^{67a} C. Grandi,^{67a} L. Guiducci,^{67a,67b} F. Iemmi,^{67a,67b} S. Lo Meo,^{67a,dd} S. Marcellini,^{67a} G. Masetti,^{67a} F. L. Navarria,^{67a,67b} A. Perrotta,^{67a} F. Primavera,^{67a,67b} A. M. Rossi,^{67a,67b} T. Rovelli,^{67a,67b} G. P. Siroli,^{67a,67b} N. Tosi,^{67a} S. Albergo,^{68a,68b,ee} S. Costa,^{68a,68b} A. Di Mattia,^{68a} R. Potenza,^{68a,68b} A. Tricoli,^{68a,68b,ee} C. Tuve,^{68a,68b} G. Barbagli,^{69a} R. Ceccarelli,^{69a} K. Chatterjee,^{69a,69b} V. Ciulli,^{69a,69b} C. Civinini,^{69a} R. D'Alessandro,^{69a,69b} E. Focardi,^{69a,69b} G. Latino,^{69a} P. Lenzi,^{69a,69b} M. Meschini,^{69a} S. Paoletti,^{69a} G. Sguazzoni,^{69a} D. Strom,^{69a} L. Viliani,^{69a} L. Benussi,⁷⁰ S. Bianco,⁷⁰ D. Piccolo,⁷⁰ M. Bozzo,^{71a,71b} F. Ferro,^{71a} R. Mulargia,^{71a,71b} E. Robutti,^{71a} S. Tosi,^{71a,71b} A. Benaglia,^{72a} A. Beschi,^{72a,72b} F. Brivio,^{72a,72b} V. Ciriolo,^{72a,72b,r} S. Di Guida,^{72a,72b,r} M. E. Dinardo,^{72a,72b} P. Dini,^{72a} S. Fiorendi,^{72a,72b} S. Gennai,^{72a} A. Ghezzi,^{72a,72b} P. Govoni,^{72a,72b} L. Guzzi,^{72a,72b} M. Malberti,^{72a} S. Malvezzi,^{72a} D. Menasce,^{72a} F. Monti,^{72a,72b} L. Moroni,^{72a} G. Ortona,^{72a,72b} M. Paganoni,^{72a,72b} D. Pedrini,^{72a} S. Ragazzi,^{72a,72b} T. Tabarelli de Fatis,^{72a,72b} D. Zuolo,^{72a,72b} S. Buontempo,^{73a} N. Cavallo,^{73a,73c} A. De Iorio,^{73a,73b} A. Di Crescenzo,^{73a,73b} F. Fabozzi,^{73a,73c} F. Fienga,^{73a} G. Galati,^{73a} A. O. M. Iorio,^{73a,73b} L. Lista,^{73a,73b} S. Meola,^{73a,73d,r} P. Paolucci,^{73a,r} B. Rossi,^{73a} C. Sciacca,^{73a,73b} E. Voevodina,^{73a,73b} P. Azzi,^{74a} N. Bacchetta,^{74a} D. Bisello,^{74a,74b} A. Boletti,^{74a,74b} A. Bragagnolo,^{74a} R. Carlin,^{74a,74b} P. Checchia,^{74a} P. De Castro Manzano,^{74a} T. Dorigo,^{74a} U. Dosselli,^{74a} F. Gasparini,^{74a,74b} U. Gasparini,^{74a,74b} A. Gozzelino,^{74a} S. Y. Hoh,^{74a} P. Lujan,^{74a} M. Margoni,^{74a,74b} A. T. Meneguzzo,^{74a,74b} J. Pazzini,^{74a,74b} M. Presilla,^{74a,74b} P. Ronchese,^{74a,74b} R. Rossin,^{74a,74b} F. Simonetto,^{74a,74b} A. Tiko,^{74a} M. Tosi,^{74a,74b} M. Zanetti,^{74a,74b} P. Zotto,^{74a,74b} G. Zumerle,^{74a,74b} A. Braghieri,^{75a} P. Montagna,^{75a,75b} S. P. Ratti,^{75a,75b} V. Re,^{75a} M. Ressegotti,^{75a,75b} C. Riccardi,^{75a,75b} P. Salvini,^{75a} I. Vai,^{75a,75b} P. Vitulo,^{75a,75b} M. Biasini,^{76a,76b} G. M. Bilei,^{76a} C. Cecchi,^{76a,76b} D. Ciangottini,^{76a,76b} L. Fanò,^{76a,76b} P. Lariccia,^{76a,76b} R. Leonardi,^{76a,76b} E. Manoni,^{76a} G. Mantovani,^{76a,76b} V. Mariani,^{76a,76b} M. Menichelli,^{76a} A. Rossi,^{76a,76b} A. Santocchia,^{76a,76b} D. Spiga,^{76a} K. Androsov,^{77a} P. Azzurri,^{77a} G. Bagliesi,^{77a} V. Bertacchi,^{77a,77c} L. Bianchini,^{77a} T. Boccali,^{77a} R. Castaldi,^{77a} M. A. Ciocci,^{77a,77b} R. Dell'Orso,^{77a} G. Fedi,^{77a} L. Giannini,^{77a,77c} A. Giassi,^{77a} M. T. Grippo,^{77a} F. Ligabue,^{77a,77c} E. Manca,^{77a,77c} G. Mandorli,^{77a,77c} A. Messineo,^{77a,77b} F. Palla,^{77a} A. Rizzi,^{77a,77b} G. Rolandi,^{77a,ff} S. Roy Chowdhury,^{77a} A. Scribano,^{77a} P. Spagnolo,^{77a} R. Tenchini,^{77a} G. Tonelli,^{77a,77b} N. Turini,^{77a} A. Venturi,^{77a} P. G. Verdini,^{77a} F. Cavallari,^{78a} M. Cipriani,^{78a,78b} D. Del Re,^{78a,78b} E. Di Marco,^{78a,78b} M. Diemoz,^{78a} E. Longo,^{78a,78b} B. Marzocchi,^{78a,78b} P. Meridiani,^{78a} G. Organtini,^{78a,78b} F. Pandolfi,^{78a} R. Paramatti,^{78a,78b} C. Quaranta,^{78a,78b} S. Rahatlou,^{78a,78b} C. Rovelli,^{78a} F. Santanastasio,^{78a,78b} L. Soffi,^{78a,78b} N. Amapane,^{79a,79b} R. Arcidiacono,^{79a,79c} S. Argiro,^{79a,79b} M. Arneodo,^{79a,79c} N. Bartosik,^{79a} R. Bellan,^{79a,79b} C. Biino,^{79a} A. Cappati,^{79a,79b} N. Cartiglia,^{79a} S. Cometti,^{79a} M. Costa,^{79a,79b} R. Covarelli,^{79a,79b} N. Demaria,^{79a} B. Kiani,^{79a,79b} C. Mariotti,^{79a} S. Maselli,^{79a} E. Migliore,^{79a,79b} V. Monaco,^{79a,79b} E. Monteil,^{79a,79b} M. Monteno,^{79a} M. M. Obertino,^{79a,79b} L. Pacher,^{79a,79b} N. Pastrone,^{79a} M. Pelliccioni,^{79a} G. L. Pinna Angioni,^{79a,79b} A. Romero,^{79a,79b} M. Rusa,^{79a,79c} R. Sacchi,^{79a,79b} R. Salvatico,^{79a,79b} V. Sola,^{79a} A. Solano,^{79a,79b} D. Soldi,^{79a,79b} A. Staiano,^{79a} S. Belforte,^{80a} V. Candelise,^{80a,80b} M. Casarsa,^{80a} F. Cossutti,^{80a} A. Da Rold,^{80a,80b} G. Della Ricca,^{80a,80b} F. Vazzoler,^{80a,80b} A. Zanetti,^{80a} B. Kim,⁸¹ D. H. Kim,⁸¹ G. N. Kim,⁸¹ M. S. Kim,⁸¹ J. Lee,⁸¹ S. W. Lee,⁸¹ C. S. Moon,⁸¹ Y. D. Oh,⁸¹ S. I. Pak,⁸¹ S. Sekmen,⁸¹ D. C. Son,⁸¹ Y. C. Yang,⁸¹ H. Kim,⁸² D. H. Moon,⁸² G. Oh,⁸² B. Francois,⁸³ T. J. Kim,⁸³ J. Park,⁸³ S. Cho,⁸⁴ S. Choi,⁸⁴ Y. Go,⁸⁴ D. Gyun,⁸⁴ S. Ha,⁸⁴ B. Hong,⁸⁴ K. Lee,⁸⁴ K. S. Lee,⁸⁴ J. Lim,⁸⁴ J. Park,⁸⁴ S. K. Park,⁸⁴ Y. Roh,⁸⁴ J. Goh,⁸⁵ H. S. Kim,⁸⁶ J. Almond,⁸⁷ J. H. Bhyun,⁸⁷ J. Choi,⁸⁷ S. Jeon,⁸⁷ J. Kim,⁸⁷ J. S. Kim,⁸⁷ H. Lee,⁸⁷ K. Lee,⁸⁷ S. Lee,⁸⁷ K. Nam,⁸⁷ M. Oh,⁸⁷ S. B. Oh,⁸⁷ B. C. Radburn-Smith,⁸⁷ U. K. Yang,⁸⁷ H. D. Yoo,⁸⁷ I. Yoon,⁸⁷ G. B. Yu,⁸⁷ D. Jeon,⁸⁸ H. Kim,⁸⁸ J. H. Kim,⁸⁸ J. S. H. Lee,⁸⁸ I. C. Park,⁸⁸ I. Watson,⁸⁸ Y. Choi,⁸⁹ C. Hwang,⁸⁹ Y. Jeong,⁸⁹ J. Lee,⁸⁹ Y. Lee,⁸⁹ I. Yu,⁸⁹

V. Veckalns,^{90,gg} V. Dudenas,⁹¹ A. Juodagalvis,⁹¹ J. Vaitkus,⁹¹ Z. A. Ibrahim,⁹² F. Mohamad Idris,^{92,hh} W. A. T. Wan Abdullah,⁹² M. N. Yusli,⁹² Z. Zolkapli,⁹² J. F. Benitez,⁹³ A. Castaneda Hernandez,⁹³ J. A. Murillo Quijada,⁹³ L. Valencia Palomo,⁹³ H. Castilla-Valdez,⁹⁴ E. De La Cruz-Burelo,⁹⁴ I. Heredia-De La Cruz,^{94,ii} R. Lopez-Fernandez,⁹⁴ A. Sanchez-Hernandez,⁹⁴ S. Carrillo Moreno,⁹⁵ C. Oropeza Barrera,⁹⁵ M. Ramirez-Garcia,⁹⁵ F. Vazquez Valencia,⁹⁵ J. Eysermans,⁹⁶ I. Pedraza,⁹⁶ H. A. Salazar Ibarguen,⁹⁶ C. Uribe Estrada,⁹⁶ A. Morelos Pineda,⁹⁷ N. Raicevic,⁹⁸ D. Krofcheck,⁹⁹ S. Bheesette,¹⁰⁰ P. H. Butler,¹⁰⁰ A. Ahmad,¹⁰¹ M. Ahmad,¹⁰¹ Q. Hassan,¹⁰¹ H. R. Hoorani,¹⁰¹ W. A. Khan,¹⁰¹ M. A. Shah,¹⁰¹ M. Shoaib,¹⁰¹ M. Waqas,¹⁰¹ V. Avati,¹⁰² L. Grzanka,¹⁰² M. Malawski,¹⁰² H. Bialkowska,¹⁰³ M. Bluj,¹⁰³ B. Boimska,¹⁰³ M. Górski,¹⁰³ M. Kazana,¹⁰³ M. Szleper,¹⁰³ P. Zalewski,¹⁰³ K. Bunkowski,¹⁰⁴ A. Byszuk,^{104,jj} K. Doroba,¹⁰⁴ A. Kalinowski,¹⁰⁴ M. Konecki,¹⁰⁴ J. Krolikowski,¹⁰⁴ M. Misiura,¹⁰⁴ M. Olszewski,¹⁰⁴ A. Pyskir,¹⁰⁴ M. Walczak,¹⁰⁴ M. Araujo,¹⁰⁵ P. Bargassa,¹⁰⁵ D. Bastos,¹⁰⁵ A. Di Francesco,¹⁰⁵ P. Faccioli,¹⁰⁵ B. Galinhas,¹⁰⁵ M. Gallinaro,¹⁰⁵ J. Hollar,¹⁰⁵ N. Leonardo,¹⁰⁵ J. Seixas,¹⁰⁵ K. Shchelina,¹⁰⁵ G. Strong,¹⁰⁵ O. Toldaiev,¹⁰⁵ J. Varela,¹⁰⁵ P. Bunin,¹⁰⁶ Y. Ershov,¹⁰⁶ M. Gavrilenko,¹⁰⁶ I. Golutvin,¹⁰⁶ N. Gorbounov,¹⁰⁶ I. Gorbunov,¹⁰⁶ A. Kamenev,¹⁰⁶ V. Karjavine,¹⁰⁶ V. Korenkov,¹⁰⁶ A. Lanev,¹⁰⁶ A. Malakhov,¹⁰⁶ V. Matveev,^{106,kk,ll} P. Moisenz,¹⁰⁶ V. Palichik,¹⁰⁶ V. Perelygin,¹⁰⁶ M. Savina,¹⁰⁶ S. Shmatov,¹⁰⁶ N. Voytishin,¹⁰⁶ B. S. Yuldashev,^{106,mm} A. Zarubin,¹⁰⁶ L. Chtchipounov,¹⁰⁷ V. Golovtsov,¹⁰⁷ Y. Ivanov,¹⁰⁷ V. Kim,^{107,nn} E. Kuznetsova,^{107,oo} P. Levchenko,¹⁰⁷ V. Murzin,¹⁰⁷ V. Oreshkin,¹⁰⁷ I. Smirnov,¹⁰⁷ D. Sosnov,¹⁰⁷ V. Sulimov,¹⁰⁷ L. Uvarov,¹⁰⁷ A. Vorobyev,¹⁰⁷ Yu. Andreev,¹⁰⁸ A. Dermenev,¹⁰⁸ S. Gninenko,¹⁰⁸ N. Golubev,¹⁰⁸ A. Karneyeu,¹⁰⁸ M. Kirsanov,¹⁰⁸ N. Krasnikov,¹⁰⁸ A. Pashenkov,¹⁰⁸ D. Tlisov,¹⁰⁸ A. Toropin,¹⁰⁸ V. Epshteyn,¹⁰⁹ V. Gavrilov,¹⁰⁹ N. Lychkovskaya,¹⁰⁹ A. Nikitenko,^{109,pp} V. Popov,¹⁰⁹ I. Pozdnyakov,¹⁰⁹ G. Safronov,¹⁰⁹ A. Spiridonov,¹⁰⁹ A. Stepennov,¹⁰⁹ M. Toms,¹⁰⁹ E. Vlasov,¹⁰⁹ A. Zhokin,¹⁰⁹ T. Aushev,¹¹⁰ M. Chadeeva,^{110,qq} P. Parygin,¹¹¹ D. Philippov,¹¹¹ E. Popova,¹¹¹ E. Zhemchugov,¹¹¹ V. Andreev,¹¹² M. Azarkin,¹¹² I. Dremin,¹¹² M. Kirakosyan,¹¹² A. Terkulov,¹¹² A. Baskakov,¹¹³ A. Belyaev,¹¹³ E. Boos,¹¹³ V. Bunichev,¹¹³ M. Dubinin,^{113,rr} L. Dudko,¹¹³ A. Ershov,¹¹³ A. Gribushin,¹¹³ V. Klyukhin,¹¹³ O. Kodolova,¹¹³ I. Lokhtin,¹¹³ S. Obraztsov,¹¹³ V. Savrin,¹¹³ A. Barnyakov,^{114,ss} V. Blinov,^{114,ss} T. Dimova,^{114,ss} L. Kardapoltsev,^{114,ss} Y. Skovpen,^{114,ss} I. Azhgirey,¹¹⁵ I. Bayshev,¹¹⁵ S. Bitiukov,¹¹⁵ V. Kachanov,¹¹⁵ D. Konstantinov,¹¹⁵ P. Mandrik,¹¹⁵ V. Petrov,¹¹⁵ R. Ryutin,¹¹⁵ S. Slabospitskii,¹¹⁵ A. Sobol,¹¹⁵ S. Troshin,¹¹⁵ N. Tyurin,¹¹⁵ A. Uzunian,¹¹⁵ A. Volkov,¹¹⁵ A. Babaev,¹¹⁶ A. Iuzhakov,¹¹⁶ V. Okhotnikov,¹¹⁶ V. Borchsh,¹¹⁷ V. Ivanchenko,¹¹⁷ E. Tcherniaev,¹¹⁷ P. Adzic,^{118,tt} P. Cirkovic,¹¹⁸ D. Devetak,¹¹⁸ M. Dordevic,¹¹⁸ P. Milenovic,¹¹⁸ J. Milosevic,¹¹⁸ M. Stojanovic,¹¹⁸ M. Aguilar-Benitez,¹¹⁹ J. Alcaraz Maestre,¹¹⁹ A. Álvarez Fernández,¹¹⁹ I. Bachiller,¹¹⁹ M. Barrio Luna,¹¹⁹ J. A. Brochero Cifuentes,¹¹⁹ C. A. Carrillo Montoya,¹¹⁹ M. Cepeda,¹¹⁹ M. Cerrada,¹¹⁹ N. Colino,¹¹⁹ B. De La Cruz,¹¹⁹ A. Delgado Peris,¹¹⁹ C. Fernandez Bedoya,¹¹⁹ J. P. Fernández Ramos,¹¹⁹ J. Flix,¹¹⁹ M. C. Fouz,¹¹⁹ O. Gonzalez Lopez,¹¹⁹ S. Goy Lopez,¹¹⁹ J. M. Hernandez,¹¹⁹ M. I. Josa,¹¹⁹ D. Moran,¹¹⁹ Á. Navarro Tobar,¹¹⁹ A. Pérez-Calero Yzquierdo,¹¹⁹ J. Puerta Pelayo,¹¹⁹ I. Redondo,¹¹⁹ L. Romero,¹¹⁹ S. Sánchez Navas,¹¹⁹ M. S. Soares,¹¹⁹ A. Triossi,¹¹⁹ C. Willmott,¹¹⁹ C. Albajar,¹²⁰ J. F. de Trocóniz,¹²⁰ B. Alvarez Gonzalez,¹²¹ J. Cuevas,¹²¹ C. Erice,¹²¹ J. Fernandez Menendez,¹²¹ S. Folgueras,¹²¹ I. Gonzalez Caballero,¹²¹ J. R. González Fernández,¹²¹ E. Palencia Cortezon,¹²¹ V. Rodríguez Bouza,¹²¹ S. Sanchez Cruz,¹²¹ I. J. Cabrillo,¹²² A. Calderon,¹²² B. Chazin Quero,¹²² J. Duarte Campderros,¹²² M. Fernandez,¹²² P. J. Fernández Manteca,¹²² A. García Alonso,¹²² G. Gomez,¹²² C. Martinez Rivero,¹²² P. Martinez Ruiz del Arbol,¹²² F. Matorras,¹²² J. Piedra Gomez,¹²² C. Prieels,¹²² T. Rodrigo,¹²² A. Ruiz-Jimeno,¹²² L. Russo,^{122,uu} L. Scodellaro,¹²² N. Trevisani,¹²² I. Vila,¹²² J. M. Vizan Garcia,¹²² K. Malagalage,¹²³ W. G. D. Dharmaratna,¹²⁴ N. Wickramage,¹²⁴ D. Abbaneo,¹²⁵ B. Akgun,¹²⁵ E. Auffray,¹²⁵ G. Auzinger,¹²⁵ J. Baechler,¹²⁵ P. Baillon,¹²⁵ A. H. Ball,¹²⁵ D. Barney,¹²⁵ J. Bendavid,¹²⁵ M. Bianco,¹²⁵ A. Bocci,¹²⁵ E. Bossini,¹²⁵ C. Botta,¹²⁵ E. Brondolin,¹²⁵ T. Camporesi,¹²⁵ A. Caratelli,¹²⁵ G. Cerminara,¹²⁵ E. Chapon,¹²⁵ G. Cucciati,¹²⁵ D. d'Enterria,¹²⁵ A. Dabrowski,¹²⁵ N. Daci,¹²⁵ V. Daponte,¹²⁵ A. David,¹²⁵ O. Davignon,¹²⁵ A. De Roeck,¹²⁵ N. Deelen,¹²⁵ M. Deile,¹²⁵ M. Dobson,¹²⁵ M. Dünser,¹²⁵ N. Dupont,¹²⁵ A. Elliott-Peisert,¹²⁵ F. Fallavollita,^{125,vv} D. Fasanella,¹²⁵ G. Franzoni,¹²⁵ J. Fulcher,¹²⁵ W. Funk,¹²⁵ S. Giani,¹²⁵ D. Gigi,¹²⁵ A. Gilbert,¹²⁵ K. Gill,¹²⁵ F. Glege,¹²⁵ M. Gruchala,¹²⁵ M. Guilbaud,¹²⁵ D. Gulhan,¹²⁵ J. Hegeman,¹²⁵ C. Heidegger,¹²⁵ Y. Iiyama,¹²⁵ V. Innocente,¹²⁵ P. Janot,¹²⁵ O. Karacheban,^{125,u} J. Kaspar,¹²⁵ J. Kieseler,¹²⁵ M. Kramer,^{125,b} C. Lange,¹²⁵ P. Lecoq,¹²⁵ C. Lourenço,¹²⁵ L. Malgeri,¹²⁵ M. Mannelli,¹²⁵ A. Massironi,¹²⁵ F. Meijers,¹²⁵ J. A. Merlin,¹²⁵ S. Mersi,¹²⁵ E. Meschi,¹²⁵ F. Moortgat,¹²⁵ M. Mulders,¹²⁵ J. Ngadiuba,¹²⁵ S. Nourbakhsh,¹²⁵ S. Orfanelli,¹²⁵ L. Orsini,¹²⁵ F. Pantaleo,^{125,r} L. Pape,¹²⁵ E. Perez,¹²⁵ M. Peruzzi,¹²⁵ A. Petrilli,¹²⁵ G. Petrucciani,¹²⁵ A. Pfeiffer,¹²⁵ M. Pierini,¹²⁵ F. M. Pitters,¹²⁵ D. Rabadý,¹²⁵ A. Racz,¹²⁵ M. Rovere,¹²⁵ H. Sakulin,¹²⁵ C. Schäfer,¹²⁵ C. Schwick,¹²⁵ M. Selvaggi,¹²⁵ A. Sharma,¹²⁵ P. Silva,¹²⁵ W. Snoeys,¹²⁵ P. Sphicas,^{125,ww} J. Stegmann,¹²⁵ V. R. Tavolaro,¹²⁵ D. Treille,¹²⁵ A. Tsiros,¹²⁵ A. Vartak,¹²⁵

M. Verzetti,¹²⁵ W. D. Zeuner,¹²⁵ L. Caminada,^{126,xx} K. Deiters,¹²⁶ W. Erdmann,¹²⁶ R. Horisberger,¹²⁶ Q. Ingram,¹²⁶
 H. C. Kaestli,¹²⁶ D. Kotlinski,¹²⁶ U. Langenegger,¹²⁶ T. Rohe,¹²⁶ S. A. Wiederkehr,¹²⁶ M. Backhaus,¹²⁷ P. Berger,¹²⁷
 N. Chernyavskaya,¹²⁷ G. Dissertori,¹²⁷ M. Dittmar,¹²⁷ M. Donegà,¹²⁷ C. Dorfer,¹²⁷ T. A. Gómez Espinosa,¹²⁷ C. Grab,¹²⁷
 D. Hits,¹²⁷ T. Klijnsma,¹²⁷ W. Lustermann,¹²⁷ R. A. Manzoni,¹²⁷ M. Marionneau,¹²⁷ M. T. Meinhard,¹²⁷ F. Micheli,¹²⁷
 P. Musella,¹²⁷ F. Nessi-Tedaldi,¹²⁷ F. Pauss,¹²⁷ G. Perrin,¹²⁷ L. Perrozzì,¹²⁷ S. Pigazzini,¹²⁷ M. Reichmann,¹²⁷ C. Reissel,¹²⁷
 T. Reitenspiess,¹²⁷ D. Ruini,¹²⁷ D. A. Sanz Becerra,¹²⁷ M. Schönenberger,¹²⁷ L. Shchutska,¹²⁷ M. L. Vesterbacka Olsson,¹²⁷
 R. Wallny,¹²⁷ D. H. Zhu,¹²⁷ T. K. Aarrestad,¹²⁸ C. Amsler,^{128,yy} D. Brzhechko,¹²⁸ M. F. Canelli,¹²⁸ A. De Cosa,¹²⁸
 R. Del Burgo,¹²⁸ S. Donato,¹²⁸ B. Kilminster,¹²⁸ S. Leontsinis,¹²⁸ V. M. Mikuni,¹²⁸ I. Neutelings,¹²⁸ G. Rauco,¹²⁸
 P. Robmann,¹²⁸ D. Salerno,¹²⁸ K. Schweiger,¹²⁸ C. Seitz,¹²⁸ Y. Takahashi,¹²⁸ S. Wertz,¹²⁸ A. Zucchetta,¹²⁸ T. H. Doan,¹²⁹
 C. M. Kuo,¹²⁹ W. Lin,¹²⁹ A. Roy,¹²⁹ S. S. Yu,¹²⁹ P. Chang,¹³⁰ Y. Chao,¹³⁰ K. F. Chen,¹³⁰ P. H. Chen,¹³⁰ W.-S. Hou,¹³⁰
 Y. y. Li,¹³⁰ R.-S. Lu,¹³⁰ E. Paganis,¹³⁰ A. Psallidas,¹³⁰ A. Steen,¹³⁰ B. Asavapibhop,¹³¹ C. Asawatangtrakuldee,¹³¹
 N. Srimanobhas,¹³¹ N. Suwonjandee,¹³¹ A. Bat,¹³² F. Boran,¹³² S. Cerci,^{132,zz} S. Damarseckin,^{132,aaa} Z. S. Demiroglu,¹³²
 F. Dolek,¹³² C. Dozen,¹³² I. Dumanoglu,¹³² G. Gokbulut,¹³² Emine Gurpinar Guler,^{132,bbb} Y. Guler,¹³² I. Hos,^{132,ccc} C. Isik,¹³²
 E. E. Kangal,^{132,ddd} O. Kara,¹³² A. Kayis Topaksu,¹³² U. Kiminsu,¹³² M. Oglakci,¹³² G. Onengut,¹³² K. Ozdemir,^{132,eee}
 S. Ozturk,^{132,fff} A. E. Simsek,¹³² D. Sunar Cerci,^{132,zz} U. G. Tok,¹³² S. Turkcapar,¹³² I. S. Zorbakir,¹³² C. Zorbilmez,¹³²
 B. Isildak,^{133,ggg} G. Karapinar,^{133,hhh} M. Yalvac,¹³³ I. O. Atakisi,¹³⁴ E. Gülmez,¹³⁴ M. Kaya,^{134,iii} O. Kaya,^{134,ijj} B. Kaynak,¹³⁴
 Ö. Özçelik,¹³⁴ S. Tekten,¹³⁴ E. A. Yetkin,^{134,kkk} A. Cakir,¹³⁵ Y. Komurcu,¹³⁵ S. Sen,^{135,lll} S. Ozkorucuklu,¹³⁶ B. Grynyov,¹³⁷
 L. Levchuk,¹³⁸ F. Ball,¹³⁹ E. Bhal,¹³⁹ S. Bologna,¹³⁹ J. J. Brooke,¹³⁹ D. Burns,¹³⁹ E. Clement,¹³⁹ D. Cussans,¹³⁹ H. Flacher,¹³⁹
 J. Goldstein,¹³⁹ G. P. Heath,¹³⁹ H. F. Heath,¹³⁹ L. Kreczko,¹³⁹ S. Paramesvaran,¹³⁹ B. Penning,¹³⁹ T. Sakuma,¹³⁹
 S. Seif El Nasr-Storey,¹³⁹ D. Smith,¹³⁹ V. J. Smith,¹³⁹ J. Taylor,¹³⁹ A. Titterton,¹³⁹ K. W. Bell,¹⁴⁰ A. Belyaev,^{140,mmm}
 C. Brew,¹⁴⁰ R. M. Brown,¹⁴⁰ D. Cieri,¹⁴⁰ D. J. A. Cockerill,¹⁴⁰ J. A. Coughlan,¹⁴⁰ K. Harder,¹⁴⁰ S. Harper,¹⁴⁰ J. Linacre,¹⁴⁰
 K. Manolopoulos,¹⁴⁰ D. M. Newbold,¹⁴⁰ E. Olaiya,¹⁴⁰ D. Petyt,¹⁴⁰ T. Reis,¹⁴⁰ T. Schuh,¹⁴⁰
 C. H. Shepherd-Themistocleous,¹⁴⁰ A. Thea,¹⁴⁰ I. R. Tomalin,¹⁴⁰ T. Williams,¹⁴⁰ W. J. Womersley,¹⁴⁰ R. Bainbridge,¹⁴¹
 P. Bloch,¹⁴¹ J. Borg,¹⁴¹ S. Breeze,¹⁴¹ O. Buchmuller,¹⁴¹ A. Bundock,¹⁴¹ Gurpreet Singh Chahal,^{141,nnn} D. Colling,¹⁴¹
 P. Dauncey,¹⁴¹ G. Davies,¹⁴¹ M. Della Negra,¹⁴¹ R. Di Maria,¹⁴¹ P. Everaerts,¹⁴¹ G. Hall,¹⁴¹ G. Iles,¹⁴¹ T. James,¹⁴¹
 M. Komm,¹⁴¹ C. Laner,¹⁴¹ L. Lyons,¹⁴¹ A.-M. Magnan,¹⁴¹ S. Malik,¹⁴¹ A. Martelli,¹⁴¹ V. Milosevic,¹⁴¹ J. Nash,^{141,ooo}
 V. Palladino,¹⁴¹ M. Pesaresi,¹⁴¹ D. M. Raymond,¹⁴¹ A. Richards,¹⁴¹ A. Rose,¹⁴¹ E. Scott,¹⁴¹ C. Seez,¹⁴¹ A. Shtipliyski,¹⁴¹
 M. Stoye,¹⁴¹ T. Strebler,¹⁴¹ S. Summers,¹⁴¹ A. Tapper,¹⁴¹ K. Uchida,¹⁴¹ T. Virdee,^{141,r} N. Wardle,¹⁴¹ D. Winterbottom,¹⁴¹
 J. Wright,¹⁴¹ A. G. Zecchinelli,¹⁴¹ S. C. Zenz,¹⁴¹ J. E. Cole,¹⁴² P. R. Hobson,¹⁴² A. Khan,¹⁴² P. Kyberd,¹⁴² C. K. Mackay,¹⁴²
 A. Morton,¹⁴² I. D. Reid,¹⁴² L. Teodorescu,¹⁴² S. Zahid,¹⁴² K. Call,¹⁴³ J. Dittmann,¹⁴³ K. Hatakeyama,¹⁴³ C. Madrid,¹⁴³
 B. McMaster,¹⁴³ N. Pastika,¹⁴³ C. Smith,¹⁴³ R. Bartek,¹⁴⁴ A. Dominguez,¹⁴⁴ R. Uniyal,¹⁴⁴ A. Buccilli,¹⁴⁵ S. I. Cooper,¹⁴⁵
 C. Henderson,¹⁴⁵ P. Rumerio,¹⁴⁵ C. West,¹⁴⁵ D. Arcaro,¹⁴⁶ T. Bose,¹⁴⁶ Z. Demiragli,¹⁴⁶ D. Gastler,¹⁴⁶ S. Girgis,¹⁴⁶
 D. Pinna,¹⁴⁶ C. Richardson,¹⁴⁶ J. Rohlf,¹⁴⁶ D. Sperka,¹⁴⁶ I. Suarez,¹⁴⁶ L. Sulak,¹⁴⁶ D. Zou,¹⁴⁶ G. Benelli,¹⁴⁷ B. Burkle,¹⁴⁷
 X. Coubez,¹⁴⁷ D. Cutts,¹⁴⁷ Y. t. Duh,¹⁴⁷ M. Hadley,¹⁴⁷ J. Hakala,¹⁴⁷ U. Heintz,¹⁴⁷ J. M. Hogan,^{147,ppp} K. H. M. Kwok,¹⁴⁷
 E. Laird,¹⁴⁷ G. Landsberg,¹⁴⁷ J. Lee,¹⁴⁷ Z. Mao,¹⁴⁷ M. Narain,¹⁴⁷ S. Sagir,^{147,qqq} R. Syarif,¹⁴⁷ E. Usai,¹⁴⁷ D. Yu,¹⁴⁷ R. Band,¹⁴⁸
 C. Brainerd,¹⁴⁸ R. Breedon,¹⁴⁸ M. Calderon De La Barca Sanchez,¹⁴⁸ M. Chertok,¹⁴⁸ J. Conway,¹⁴⁸ R. Conway,¹⁴⁸
 P. T. Cox,¹⁴⁸ R. Erbacher,¹⁴⁸ C. Flores,¹⁴⁸ G. Funk,¹⁴⁸ F. Jensen,¹⁴⁸ W. Ko,¹⁴⁸ O. Kukral,¹⁴⁸ R. Lander,¹⁴⁸ M. Mulhearn,¹⁴⁸
 D. Pellett,¹⁴⁸ J. Pilot,¹⁴⁸ M. Shi,¹⁴⁸ D. Stolp,¹⁴⁸ D. Taylor,¹⁴⁸ K. Tos,¹⁴⁸ M. Tripathi,¹⁴⁸ Z. Wang,¹⁴⁸ F. Zhang,¹⁴⁸
 M. Bachtis,¹⁴⁹ C. Bravo,¹⁴⁹ R. Cousins,¹⁴⁹ A. Dasgupta,¹⁴⁹ A. Florent,¹⁴⁹ J. Hauser,¹⁴⁹ M. Ignatenko,¹⁴⁹ N. Mccoll,¹⁴⁹
 W. A. Nash,¹⁴⁹ S. Regnard,¹⁴⁹ D. Saltzberg,¹⁴⁹ C. Schnaible,¹⁴⁹ B. Stone,¹⁴⁹ V. Valuev,¹⁴⁹ K. Burt,¹⁵⁰ R. Clare,¹⁵⁰
 J. W. Gary,¹⁵⁰ S. M. A. Ghiasi Shirazi,¹⁵⁰ G. Hanson,¹⁵⁰ G. Karapostoli,¹⁵⁰ E. Kennedy,¹⁵⁰ O. R. Long,¹⁵⁰
 M. Olmedo Negrete,¹⁵⁰ M. I. Paneva,¹⁵⁰ W. Si,¹⁵⁰ L. Wang,¹⁵⁰ H. Wei,¹⁵⁰ S. Wimpenny,¹⁵⁰ B. R. Yates,¹⁵⁰ Y. Zhang,¹⁵⁰
 J. G. Branson,¹⁵¹ P. Chang,¹⁵¹ S. Cittolin,¹⁵¹ M. Derdzinski,¹⁵¹ R. Gerosa,¹⁵¹ D. Gilbert,¹⁵¹ B. Hashemi,¹⁵¹ D. Klein,¹⁵¹
 V. Krutelyov,¹⁵¹ J. Letts,¹⁵¹ M. Masciovecchio,¹⁵¹ S. May,¹⁵¹ S. Padhi,¹⁵¹ M. Pieri,¹⁵¹ V. Sharma,¹⁵¹ M. Tadel,¹⁵¹
 F. Würthwein,¹⁵¹ A. Yagil,¹⁵¹ G. Zevi Della Porta,¹⁵¹ N. Amin,¹⁵² R. Bhandari,¹⁵² C. Campagnari,¹⁵² M. Citron,¹⁵²
 V. Dutta,¹⁵² M. Franco Sevilla,¹⁵² L. Gouskos,¹⁵² J. Incandela,¹⁵² B. Marsh,¹⁵² H. Mei,¹⁵² A. Ovcharova,¹⁵² H. Qu,¹⁵²
 J. Richman,¹⁵² U. Sarica,¹⁵² D. Stuart,¹⁵² S. Wang,¹⁵² J. Yoo,¹⁵² D. Anderson,¹⁵³ A. Bornheim,¹⁵³ O. Cerri,¹⁵³ I. Dutta,¹⁵³
 J. M. Lawhorn,¹⁵³ N. Lu,¹⁵³ J. Mao,¹⁵³ H. B. Newman,¹⁵³ T. Q. Nguyen,¹⁵³ J. Pata,¹⁵³ M. Spiropulu,¹⁵³ J. R. Vlimant,¹⁵³
 C. Wang,¹⁵³ S. Xie,¹⁵³ Z. Zhang,¹⁵³ R. Y. Zhu,¹⁵³ M. B. Andrews,¹⁵⁴ T. Ferguson,¹⁵⁴ T. Mudholkar,¹⁵⁴ M. Paulini,¹⁵⁴

M. Sun,¹⁵⁴ I. Vorobiev,¹⁵⁴ M. Weinberg,¹⁵⁴ J. P. Cumalat,¹⁵⁵ W. T. Ford,¹⁵⁵ A. Johnson,¹⁵⁵ E. MacDonald,¹⁵⁵
 T. Mulholland,¹⁵⁵ R. Patel,¹⁵⁵ A. Perloff,¹⁵⁵ K. Stenson,¹⁵⁵ K. A. Ulmer,¹⁵⁵ S. R. Wagner,¹⁵⁵ J. Alexander,¹⁵⁶ J. Chaves,¹⁵⁶
 Y. Cheng,¹⁵⁶ J. Chu,¹⁵⁶ A. Datta,¹⁵⁶ A. Frankenthal,¹⁵⁶ K. McDermott,¹⁵⁶ N. Mirman,¹⁵⁶ J. R. Patterson,¹⁵⁶ D. Quach,¹⁵⁶
 A. Rinkevicius,^{156,rrr} A. Ryd,¹⁵⁶ S. M. Tan,¹⁵⁶ Z. Tao,¹⁵⁶ J. Thom,¹⁵⁶ P. Wittich,¹⁵⁶ M. Zientek,¹⁵⁶ S. Abdullin,¹⁵⁷
 M. Albrow,¹⁵⁷ M. Alyari,¹⁵⁷ G. Apollinari,¹⁵⁷ A. Apresyan,¹⁵⁷ A. Apyan,¹⁵⁷ S. Banerjee,¹⁵⁷ L. A. T. Bauerdick,¹⁵⁷
 A. Beretvas,¹⁵⁷ J. Berryhill,¹⁵⁷ P. C. Bhat,¹⁵⁷ K. Burkett,¹⁵⁷ J. N. Butler,¹⁵⁷ A. Canepa,¹⁵⁷ G. B. Cerati,¹⁵⁷
 H. W. K. Cheung,¹⁵⁷ F. Chlebana,¹⁵⁷ M. Cremonesi,¹⁵⁷ J. Duarte,¹⁵⁷ V. D. Elvira,¹⁵⁷ J. Freeman,¹⁵⁷ Z. Gecse,¹⁵⁷
 E. Gottschalk,¹⁵⁷ L. Gray,¹⁵⁷ D. Green,¹⁵⁷ S. Grünendahl,¹⁵⁷ O. Gutsche,¹⁵⁷ Allison Reinsvold Hall,¹⁵⁷ J. Hanlon,¹⁵⁷
 R. M. Harris,¹⁵⁷ S. Hasegawa,¹⁵⁷ R. Heller,¹⁵⁷ J. Hirschauer,¹⁵⁷ B. Jayatilaka,¹⁵⁷ S. Jindariani,¹⁵⁷ M. Johnson,¹⁵⁷ U. Joshi,¹⁵⁷
 B. Klima,¹⁵⁷ M. J. Kortelainen,¹⁵⁷ B. Kreis,¹⁵⁷ S. Lammel,¹⁵⁷ J. Lewis,¹⁵⁷ D. Lincoln,¹⁵⁷ R. Lipton,¹⁵⁷ M. Liu,¹⁵⁷ T. Liu,¹⁵⁷
 J. Lykken,¹⁵⁷ K. Maeshima,¹⁵⁷ J. M. Marraffino,¹⁵⁷ D. Mason,¹⁵⁷ P. McBride,¹⁵⁷ P. Merkel,¹⁵⁷ S. Mrenna,¹⁵⁷ S. Nahn,¹⁵⁷
 V. O'Dell,¹⁵⁷ V. Papadimitriou,¹⁵⁷ K. Pedro,¹⁵⁷ C. Pena,¹⁵⁷ G. Rakness,¹⁵⁷ F. Ravera,¹⁵⁷ L. Ristori,¹⁵⁷ B. Schneider,¹⁵⁷
 E. Sexton-Kennedy,¹⁵⁷ N. Smith,¹⁵⁷ A. Soha,¹⁵⁷ W. J. Spalding,¹⁵⁷ L. Spiegel,¹⁵⁷ S. Stoynev,¹⁵⁷ J. Strait,¹⁵⁷ N. Strobbe,¹⁵⁷
 L. Taylor,¹⁵⁷ S. Tkaczyk,¹⁵⁷ N. V. Tran,¹⁵⁷ L. Uplegger,¹⁵⁷ E. W. Vaandering,¹⁵⁷ C. Vernieri,¹⁵⁷ M. Verzocchi,¹⁵⁷ R. Vidal,¹⁵⁷
 M. Wang,¹⁵⁷ H. A. Weber,¹⁵⁷ D. Acosta,¹⁵⁸ P. Avery,¹⁵⁸ P. Bortignon,¹⁵⁸ D. Bourilkov,¹⁵⁸ A. Brinkerhoff,¹⁵⁸ L. Cadamuro,¹⁵⁸
 A. Carnes,¹⁵⁸ V. Cherepanov,¹⁵⁸ D. Curry,¹⁵⁸ F. Errico,¹⁵⁸ R. D. Field,¹⁵⁸ S. V. Gleyzer,¹⁵⁸ B. M. Joshi,¹⁵⁸ M. Kim,¹⁵⁸
 J. Konigsberg,¹⁵⁸ A. Korytov,¹⁵⁸ K. H. Lo,¹⁵⁸ P. Ma,¹⁵⁸ K. Matchev,¹⁵⁸ N. Menendez,¹⁵⁸ G. Mitselmakher,¹⁵⁸
 D. Rosenzweig,¹⁵⁸ K. Shi,¹⁵⁸ J. Wang,¹⁵⁸ S. Wang,¹⁵⁸ X. Zuo,¹⁵⁸ Y. R. Joshi,¹⁵⁹ T. Adams,¹⁶⁰ A. Askew,¹⁶⁰ S. Hagopian,¹⁶⁰
 V. Hagopian,¹⁶⁰ K. F. Johnson,¹⁶⁰ R. Khurana,¹⁶⁰ T. Kolberg,¹⁶⁰ G. Martinez,¹⁶⁰ T. Perry,¹⁶⁰ H. Prosper,¹⁶⁰ C. Schiber,¹⁶⁰
 R. Yohay,¹⁶⁰ J. Zhang,¹⁶⁰ M. M. Baarmand,¹⁶¹ V. Bhopatkar,¹⁶¹ M. Hohlmann,¹⁶¹ D. Noonan,¹⁶¹ M. Rahmani,¹⁶¹
 M. Saunders,¹⁶¹ F. Yumiceva,¹⁶¹ M. R. Adams,¹⁶² L. Apanasevich,¹⁶² D. Berry,¹⁶² R. R. Betts,¹⁶² R. Cavanaugh,¹⁶²
 X. Chen,¹⁶² S. Dittmer,¹⁶² O. Evdokimov,¹⁶² C. E. Gerber,¹⁶² D. A. Hangal,¹⁶² D. J. Hofman,¹⁶² K. Jung,¹⁶² C. Mills,¹⁶²
 T. Roy,¹⁶² M. B. Tonjes,¹⁶² N. Varelas,¹⁶² H. Wang,¹⁶² X. Wang,¹⁶² Z. Wu,¹⁶² M. Alhusseini,¹⁶³ B. Bilki,^{163,bbb} W. Clarida,¹⁶³
 K. Dilsiz,^{163,sss} S. Durgut,¹⁶³ R. P. Gandrajula,¹⁶³ M. Haytmyradov,¹⁶³ V. Khristenko,¹⁶³ O. K. Köseyan,¹⁶³ J.-P. Merlo,¹⁶³
 A. Mestvirishvili,^{163,ttt} A. Moeller,¹⁶³ J. Nachtman,¹⁶³ H. Ogul,^{163,uuu} Y. Onel,¹⁶³ F. Ozok,^{163,vvv} A. Penzo,¹⁶³ C. Snyder,¹⁶³
 E. Tiras,¹⁶³ J. Wetzel,¹⁶³ B. Blumenfeld,¹⁶⁴ A. Cocoros,¹⁶⁴ N. Eminizer,¹⁶⁴ D. Fehling,¹⁶⁴ L. Feng,¹⁶⁴ A. V. Gritsan,¹⁶⁴
 W. T. Hung,¹⁶⁴ P. Maksimovic,¹⁶⁴ J. Roskes,¹⁶⁴ M. Swartz,¹⁶⁴ M. Xiao,¹⁶⁴ C. Baldenegro Barrera,¹⁶⁵ P. Baringer,¹⁶⁵
 A. Bean,¹⁶⁵ S. Boren,¹⁶⁵ J. Bowen,¹⁶⁵ A. Bylinkin,¹⁶⁵ T. Isidori,¹⁶⁵ S. Khalil,¹⁶⁵ J. King,¹⁶⁵ G. Krintiras,¹⁶⁵
 A. Kropivnitskaya,¹⁶⁵ C. Lindsey,¹⁶⁵ D. Majumder,¹⁶⁵ W. Mcbrayer,¹⁶⁵ N. Minafra,¹⁶⁵ M. Murray,¹⁶⁵ C. Rogan,¹⁶⁵
 C. Royon,¹⁶⁵ S. Sanders,¹⁶⁵ E. Schmitz,¹⁶⁵ J. D. Tapia Takaki,¹⁶⁵ Q. Wang,¹⁶⁵ J. Williams,¹⁶⁵ G. Wilson,¹⁶⁵ S. Duric,¹⁶⁶
 A. Ivanov,¹⁶⁶ K. Kaadze,¹⁶⁶ D. Kim,¹⁶⁶ Y. Maravin,¹⁶⁶ D. R. Mendis,¹⁶⁶ T. Mitchell,¹⁶⁶ A. Modak,¹⁶⁶ A. Mohammadi,¹⁶⁶
 F. Rebassoo,¹⁶⁷ D. Wright,¹⁶⁷ A. Baden,¹⁶⁸ O. Baron,¹⁶⁸ A. Belloni,¹⁶⁸ S. C. Eno,¹⁶⁸ Y. Feng,¹⁶⁸ N. J. Hadley,¹⁶⁸ S. Jabeen,¹⁶⁸
 G. Y. Jeng,¹⁶⁸ R. G. Kellogg,¹⁶⁸ J. Kunkle,¹⁶⁸ A. C. Mignerey,¹⁶⁸ S. Nabili,¹⁶⁸ F. Ricci-Tam,¹⁶⁸ M. Seidel,¹⁶⁸ Y. H. Shin,¹⁶⁸
 A. Skuja,¹⁶⁸ S. C. Tonwar,¹⁶⁸ K. Wong,¹⁶⁸ D. Abercrombie,¹⁶⁹ B. Allen,¹⁶⁹ A. Baty,¹⁶⁹ R. Bi,¹⁶⁹ S. Brandt,¹⁶⁹ W. Busza,¹⁶⁹
 I. A. Cali,¹⁶⁹ M. D'Alfonso,¹⁶⁹ G. Gomez Ceballos,¹⁶⁹ M. Goncharov,¹⁶⁹ P. Harris,¹⁶⁹ D. Hsu,¹⁶⁹ M. Hu,¹⁶⁹ M. Klute,¹⁶⁹
 D. Kovalskiy,¹⁶⁹ Y.-J. Lee,¹⁶⁹ P. D. Luckey,¹⁶⁹ B. Maier,¹⁶⁹ A. C. Marini,¹⁶⁹ C. McGinn,¹⁶⁹ C. Mironov,¹⁶⁹ S. Narayanan,¹⁶⁹
 X. Niu,¹⁶⁹ C. Paus,¹⁶⁹ D. Rankin,¹⁶⁹ C. Roland,¹⁶⁹ G. Roland,¹⁶⁹ Z. Shi,¹⁶⁹ G. S. F. Stephens,¹⁶⁹ K. Sumorok,¹⁶⁹ K. Tatar,¹⁶⁹
 D. Velicanu,¹⁶⁹ J. Wang,¹⁶⁹ T. W. Wang,¹⁶⁹ B. Wyslouch,¹⁶⁹ A. C. Benvenuti,^{170,a} R. M. Chatterjee,¹⁷⁰ A. Evans,¹⁷⁰
 S. Guts,¹⁷⁰ P. Hansen,¹⁷⁰ J. Hiltbrand,¹⁷⁰ S. Kalafut,¹⁷⁰ Y. Kubota,¹⁷⁰ Z. Lesko,¹⁷⁰ J. Mans,¹⁷⁰ R. Rusack,¹⁷⁰ M. A. Wadud,¹⁷⁰
 J. G. Acosta,¹⁷¹ S. Oliveros,¹⁷¹ K. Bloom,¹⁷² D. R. Claes,¹⁷² C. Fangmeier,¹⁷² L. Finco,¹⁷² F. Golf,¹⁷² R. Gonzalez Suarez,¹⁷²
 R. Kamalieddin,¹⁷² I. Kravchenko,¹⁷² J. E. Siado,¹⁷² G. R. Snow,¹⁷² B. Stieger,¹⁷² G. Agarwal,¹⁷³ C. Harrington,¹⁷³
 I. Iashvili,¹⁷³ A. Kharchilava,¹⁷³ C. Mclean,¹⁷³ D. Nguyen,¹⁷³ A. Parker,¹⁷³ J. Pekkanen,¹⁷³ S. Rappoccio,¹⁷³
 B. Roozbahani,¹⁷³ G. Alverson,¹⁷⁴ E. Barberis,¹⁷⁴ C. Freer,¹⁷⁴ Y. Haddad,¹⁷⁴ A. Hortiangtham,¹⁷⁴ G. Madigan,¹⁷⁴
 D. M. Morse,¹⁷⁴ T. Orimoto,¹⁷⁴ L. Skinnari,¹⁷⁴ A. Tishelman-Charny,¹⁷⁴ T. Wamorkar,¹⁷⁴ B. Wang,¹⁷⁴ A. Wisecarver,¹⁷⁴
 D. Wood,¹⁷⁴ S. Bhattacharya,¹⁷⁵ J. Bueghly,¹⁷⁵ T. Gunter,¹⁷⁵ K. A. Hahn,¹⁷⁵ N. Odell,¹⁷⁵ M. H. Schmitt,¹⁷⁵ K. Sung,¹⁷⁵
 M. Trovato,¹⁷⁵ M. Velasco,¹⁷⁵ R. Bucci,¹⁷⁶ N. Dev,¹⁷⁶ R. Goldouzian,¹⁷⁶ M. Hildreth,¹⁷⁶ K. Hurtado Anampa,¹⁷⁶
 C. Jessop,¹⁷⁶ D. J. Karmgard,¹⁷⁶ K. Lannon,¹⁷⁶ W. Li,¹⁷⁶ N. Loukas,¹⁷⁶ N. Marinelli,¹⁷⁶ I. Mcalister,¹⁷⁶ F. Meng,¹⁷⁶
 C. Mueller,¹⁷⁶ Y. Musienko,^{176,kk} M. Planer,¹⁷⁶ R. Ruchi,¹⁷⁶ P. Siddireddy,¹⁷⁶ G. Smith,¹⁷⁶ S. Taroni,¹⁷⁶ M. Wayne,¹⁷⁶
 A. Wightman,¹⁷⁶ M. Wolf,¹⁷⁶ A. Woodard,¹⁷⁶ J. Alimena,¹⁷⁷ B. Bylsma,¹⁷⁷ L. S. Durkin,¹⁷⁷ S. Flowers,¹⁷⁷ B. Francis,¹⁷⁷

C. Hill,¹⁷⁷ W. Ji,¹⁷⁷ A. Lefeld,¹⁷⁷ T. Y. Ling,¹⁷⁷ B. L. Winer,¹⁷⁷ S. Cooperstein,¹⁷⁸ G. Dezoort,¹⁷⁸ P. Elmer,¹⁷⁸ J. Hardenbrook,¹⁷⁸ N. Haubrich,¹⁷⁸ S. Higginbotham,¹⁷⁸ A. Kalogeropoulos,¹⁷⁸ S. Kwan,¹⁷⁸ D. Lange,¹⁷⁸ M. T. Lucchini,¹⁷⁸ J. Luo,¹⁷⁸ D. Marlow,¹⁷⁸ K. Mei,¹⁷⁸ I. Ojalvo,¹⁷⁸ J. Olsen,¹⁷⁸ C. Palmer,¹⁷⁸ P. Piroué,¹⁷⁸ J. Salfeld-Nebgen,¹⁷⁸ D. Stickland,¹⁷⁸ C. Tully,¹⁷⁸ Z. Wang,¹⁷⁸ S. Malik,¹⁷⁹ S. Norberg,¹⁷⁹ A. Barker,¹⁸⁰ V. E. Barnes,¹⁸⁰ S. Das,¹⁸⁰ L. Gutay,¹⁸⁰ M. Jones,¹⁸⁰ A. W. Jung,¹⁸⁰ A. Khatiwada,¹⁸⁰ B. Mahakud,¹⁸⁰ D. H. Miller,¹⁸⁰ G. Negro,¹⁸⁰ N. Neumeister,¹⁸⁰ C. C. Peng,¹⁸⁰ S. Piperov,¹⁸⁰ H. Qiu,¹⁸⁰ J. F. Schulte,¹⁸⁰ J. Sun,¹⁸⁰ F. Wang,¹⁸⁰ R. Xiao,¹⁸⁰ W. Xie,¹⁸⁰ T. Cheng,¹⁸¹ J. Dolen,¹⁸¹ N. Parashar,¹⁸¹ K. M. Ecklund,¹⁸² S. Freed,¹⁸² F. J. M. Geurts,¹⁸² M. Kilpatrick,¹⁸² Arun Kumar,¹⁸² W. Li,¹⁸² B. P. Padley,¹⁸² R. Redjimi,¹⁸² J. Roberts,¹⁸² J. Rorie,¹⁸² W. Shi,¹⁸² A. G. Stahl Leiton,¹⁸² Z. Tu,¹⁸² A. Zhang,¹⁸² A. Bodek,¹⁸³ P. de Barbaro,¹⁸³ R. Demina,¹⁸³ J. L. Dulemba,¹⁸³ C. Fallon,¹⁸³ T. Ferbel,¹⁸³ M. Galanti,¹⁸³ A. Garcia-Bellido,¹⁸³ J. Han,¹⁸³ O. Hindrichs,¹⁸³ A. Khukhunaishvili,¹⁸³ E. Ranken,¹⁸³ P. Tan,¹⁸³ R. Taus,¹⁸³ B. Chiarito,¹⁸⁴ J. P. Chou,¹⁸⁴ A. Gandrakota,¹⁸⁴ Y. Gershtein,¹⁸⁴ E. Halkiadakis,¹⁸⁴ A. Hart,¹⁸⁴ M. Heindl,¹⁸⁴ E. Hughes,¹⁸⁴ S. Kaplan,¹⁸⁴ S. Kyriacou,¹⁸⁴ I. Laflotte,¹⁸⁴ A. Lath,¹⁸⁴ R. Montalvo,¹⁸⁴ K. Nash,¹⁸⁴ M. Osherson,¹⁸⁴ H. Saka,¹⁸⁴ S. Salur,¹⁸⁴ S. Schnetzer,¹⁸⁴ D. Sheffield,¹⁸⁴ S. Somalwar,¹⁸⁴ R. Stone,¹⁸⁴ S. Thomas,¹⁸⁴ P. Thomassen,¹⁸⁴ H. Acharya,¹⁸⁵ A. G. Delannoy,¹⁸⁵ J. Heideman,¹⁸⁵ G. Riley,¹⁸⁵ S. Spanier,¹⁸⁵ O. Bouhali,^{186,www} A. Celik,¹⁸⁶ M. Dalchenko,¹⁸⁶ M. De Mattia,¹⁸⁶ A. Delgado,¹⁸⁶ S. Dildick,¹⁸⁶ R. Eusebi,¹⁸⁶ J. Gilmore,¹⁸⁶ T. Huang,¹⁸⁶ T. Kamon,^{186,xxx} S. Luo,¹⁸⁶ D. Marley,¹⁸⁶ R. Mueller,¹⁸⁶ D. Overton,¹⁸⁶ L. Perniè,¹⁸⁶ D. Rathjens,¹⁸⁶ A. Safonov,¹⁸⁶ N. Akchurin,¹⁸⁷ J. Damgov,¹⁸⁷ F. De Guio,¹⁸⁷ S. Kunori,¹⁸⁷ K. Lamichhane,¹⁸⁷ S. W. Lee,¹⁸⁷ T. Mengke,¹⁸⁷ S. Muthumuni,¹⁸⁷ T. Peltola,¹⁸⁷ S. Undleeb,¹⁸⁷ I. Volobouev,¹⁸⁷ Z. Wang,¹⁸⁷ A. Whitbeck,¹⁸⁷ S. Greene,¹⁸⁸ A. Gurrola,¹⁸⁸ R. Janjam,¹⁸⁸ W. Johns,¹⁸⁸ C. Maguire,¹⁸⁸ A. Melo,¹⁸⁸ H. Ni,¹⁸⁸ K. Padeken,¹⁸⁸ F. Romeo,¹⁸⁸ P. Sheldon,¹⁸⁸ S. Tuo,¹⁸⁸ J. Velkovska,¹⁸⁸ M. Verweij,¹⁸⁸ M. W. Arenton,¹⁸⁹ P. Barria,¹⁸⁹ B. Cox,¹⁸⁹ G. Cummings,¹⁸⁹ R. Hirosky,¹⁸⁹ M. Joyce,¹⁸⁹ A. Ledovskoy,¹⁸⁹ C. Neu,¹⁸⁹ B. Tannenwald,¹⁸⁹ Y. Wang,¹⁸⁹ E. Wolfe,¹⁸⁹ F. Xia,¹⁸⁹ R. Harr,¹⁹⁰ P. E. Karchin,¹⁹⁰ N. Poudyal,¹⁹⁰ J. Sturdy,¹⁹⁰ P. Thapa,¹⁹⁰ S. Zaleski,¹⁹⁰ J. Buchanan,¹⁹¹ C. Caillol,¹⁹¹ D. Carlsmith,¹⁹¹ S. Dasu,¹⁹¹ I. De Bruyn,¹⁹¹ L. Dodd,¹⁹¹ F. Fiori,¹⁹¹ C. Galloni,¹⁹¹ B. Gomer,^{191,yyy} M. Herndon,¹⁹¹ A. Hervé,¹⁹¹ U. Hussain,¹⁹¹ P. Klabbers,¹⁹¹ A. Lanaro,¹⁹¹ A. Loeliger,¹⁹¹ K. Long,¹⁹¹ R. Loveless,¹⁹¹ J. Madhusudanan Sreekala,¹⁹¹ T. Ruggles,¹⁹¹ A. Savin,¹⁹¹ V. Sharma,¹⁹¹ W. H. Smith,¹⁹¹ D. Teague,¹⁹¹ S. Trembath-reichert,¹⁹¹ and N. Woods¹⁹¹

(CMS Collaboration)

¹*Yerevan Physics Institute, Yerevan, Armenia*

²*Institut für Hochenergiephysik, Wien, Austria*

³*Institute for Nuclear Problems, Minsk, Belarus*

⁴*Universiteit Antwerpen, Antwerpen, Belgium*

⁵*Vrije Universiteit Brussel, Brussel, Belgium*

⁶*Université Libre de Bruxelles, Bruxelles, Belgium*

⁷*Ghent University, Ghent, Belgium*

⁸*Université Catholique de Louvain, Louvain-la-Neuve, Belgium*

⁹*Centro Brasileiro de Pesquisas Físicas, Rio de Janeiro, Brazil*

¹⁰*Universidade do Estado do Rio de Janeiro, Rio de Janeiro, Brazil*

^{11a}*Universidade Estadual Paulista, São Paulo, Brazil*

^{11b}*Universidade Federal do ABC, São Paulo, Brazil*

¹²*Institute for Nuclear Research and Nuclear Energy, Bulgarian Academy of Sciences, Sofia, Bulgaria*

¹³*University of Sofia, Sofia, Bulgaria*

¹⁴*Beihang University, Beijing, China*

¹⁵*Institute of High Energy Physics, Beijing, China*

¹⁶*State Key Laboratory of Nuclear Physics and Technology, Peking University, Beijing, China*

¹⁷*Tsinghua University, Beijing, China*

¹⁸*Universidad de Los Andes, Bogota, Colombia*

¹⁹*Universidad de Antioquia, Medellin, Colombia*

²⁰*University of Split, Faculty of Electrical Engineering, Mechanical Engineering and Naval Architecture, Split, Croatia*

²¹*University of Split, Faculty of Science, Split, Croatia*

²²*Institute Rudjer Boskovic, Zagreb, Croatia*

²³*University of Cyprus, Nicosia, Cyprus*

²⁴*Charles University, Prague, Czech Republic*

²⁵*Escuela Politecnica Nacional, Quito, Ecuador*

- ²⁶*Universidad San Francisco de Quito, Quito, Ecuador*
- ²⁷*Academy of Scientific Research and Technology of the Arab Republic of Egypt, Egyptian Network of High Energy Physics, Cairo, Egypt*
- ²⁸*National Institute of Chemical Physics and Biophysics, Tallinn, Estonia*
- ²⁹*Department of Physics, University of Helsinki, Helsinki, Finland*
- ³⁰*Helsinki Institute of Physics, Helsinki, Finland*
- ³¹*Lappeenranta University of Technology, Lappeenranta, Finland*
- ³²*IRFU, CEA, Université Paris-Saclay, Gif-sur-Yvette, France*
- ³³*Laboratoire Leprince-Ringuet, Ecole polytechnique, CNRS/IN2P3, Université Paris-Saclay, Palaiseau, France*
- ³⁴*Université de Strasbourg, CNRS, IPHC UMR 7178, Strasbourg, France*
- ³⁵*Centre de Calcul de l'Institut National de Physique Nucleaire et de Physique des Particules, CNRS/IN2P3, Villeurbanne, France*
- ³⁶*Université de Lyon, Université Claude Bernard Lyon 1, CNRS-IN2P3, Institut de Physique Nucléaire de Lyon, Villeurbanne, France*
- ³⁷*Georgian Technical University, Tbilisi, Georgia*
- ³⁸*Tbilisi State University, Tbilisi, Georgia*
- ³⁹*RWTH Aachen University, I. Physikalisches Institut, Aachen, Germany*
- ⁴⁰*RWTH Aachen University, III. Physikalisches Institut A, Aachen, Germany*
- ⁴¹*RWTH Aachen University, III. Physikalisches Institut B, Aachen, Germany*
- ⁴²*Deutsches Elektronen-Synchrotron, Hamburg, Germany*
- ⁴³*University of Hamburg, Hamburg, Germany*
- ⁴⁴*Karlsruher Institut fuer Technologie, Karlsruhe, Germany*
- ⁴⁵*Institute of Nuclear and Particle Physics (INPP), NCSR Demokritos, Aghia Paraskevi, Greece*
- ⁴⁶*National and Kapodistrian University of Athens, Athens, Greece*
- ⁴⁷*National Technical University of Athens, Athens, Greece*
- ⁴⁸*University of Ioánnina, Ioánnina, Greece*
- ⁴⁹*MTA-ELTE Lendület CMS Particle and Nuclear Physics Group, Eötvös Loránd University, Budapest, Hungary*
- ⁵⁰*Wigner Research Centre for Physics, Budapest, Hungary*
- ⁵¹*Institute of Nuclear Research ATOMKI, Debrecen, Hungary*
- ⁵²*Institute of Physics, University of Debrecen, Debrecen, Hungary*
- ⁵³*Eszterhazy Karoly University, Karoly Robert Campus, Gyongyos, Hungary*
- ⁵⁴*Indian Institute of Science (IISc), Bangalore, India*
- ⁵⁵*National Institute of Science Education and Research, HBNI, Bhubaneswar, India*
- ⁵⁶*Panjab University, Chandigarh, India*
- ⁵⁷*University of Delhi, Delhi, India*
- ⁵⁸*Saha Institute of Nuclear Physics, HBNI, Kolkata, India*
- ⁵⁹*Indian Institute of Technology Madras, Madras, India*
- ⁶⁰*Bhabha Atomic Research Centre, Mumbai, India*
- ⁶¹*Tata Institute of Fundamental Research-A, Mumbai, India*
- ⁶²*Tata Institute of Fundamental Research-B, Mumbai, India*
- ⁶³*Indian Institute of Science Education and Research (IISER), Pune, India*
- ⁶⁴*Institute for Research in Fundamental Sciences (IPM), Tehran, Iran*
- ⁶⁵*University College Dublin, Dublin, Ireland*
- ^{66a}*INFN Sezione di Bari, Bari, Italy*
- ^{66b}*Università di Bari, Bari, Italy*
- ^{66c}*Politecnico di Bari, Bari, Italy*
- ^{67a}*INFN Sezione di Bologna, Bologna, Italy*
- ^{67b}*Università di Bologna, Bologna, Italy*
- ^{68a}*INFN Sezione di Cataniav*
- ^{68b}*Università di Catania, Catania, Italy*
- ^{69a}*INFN Sezione di Firenze, Firenze, Italy*
- ^{69b}*Università di Firenze, Firenze, Italy*
- ⁷⁰*INFN Laboratori Nazionali di Frascati, Frascati, Italy*
- ^{71a}*INFN Sezione di Genova, Genova, Italy*
- ^{71b}*Università di Genova, Genova, Italy*
- ^{72a}*INFN Sezione di Milano-Bicocca, Milano, Italy*
- ^{72b}*Università di Milano-Bicocca, Milano, Italy*
- ^{73a}*INFN Sezione di Napoli, Napoli, Italy*

- ^{73b}Università di Napoli 'Federico II', Napoli, Italy
- ^{73c}Università della Basilicata, Potenza, Italy
- ^{73d}Università G. Marconi, Roma, Italy
- ^{74a}INFN Sezione di Padova, Padova, Italy
- ^{74b}Università di Padova, Padova, Italy
- ^{74c}Università di Trento, Trento, Italy
- ^{75a}INFN Sezione di Pavia
- ^{75b}Università di Pavia
- ^{76a}INFN Sezione di Perugia, Perugia, Italy
- ^{76b}Università di Perugia, Perugia, Italy
- ^{77a}INFN Sezione di Pisa, Pisa, Italy
- ^{77b}Università di Pisa, Pisa, Italy
- ^{77c}Scuola Normale Superiore di Pisa, Pisa, Italy
- ^{78a}INFN Sezione di Roma, Rome, Italy
- ^{78b}Sapienza Università di Roma, Rome, Italy
- ^{79a}INFN Sezione di Torino, Torino, Italy
- ^{79b}Università di Torino, Torino, Italy
- ^{79c}Università del Piemonte Orientale, Novara, Italy
- ^{80a}INFN Sezione di Trieste, Trieste, Italy
- ^{80b}Università di Trieste, Trieste, Italy
- ⁸¹Kyungpook National University, Daegu, Korea
- ⁸²Chonnam National University, Institute for Universe and Elementary Particles, Kwangju, Korea
- ⁸³Hanyang University, Seoul, Korea
- ⁸⁴Korea University, Seoul, Korea
- ⁸⁵Kyung Hee University, Department of Physics
- ⁸⁶Sejong University, Seoul, Korea
- ⁸⁷Seoul National University, Seoul, Korea
- ⁸⁸University of Seoul, Seoul, Korea
- ⁸⁹Sungkyunkwan University, Suwon, Korea
- ⁹⁰Riga Technical University, Riga, Latvia
- ⁹¹Vilnius University, Vilnius, Lithuania
- ⁹²National Centre for Particle Physics, Universiti Malaya, Kuala Lumpur, Malaysia
- ⁹³Universidad de Sonora (UNISON), Hermosillo, Mexico
- ⁹⁴Centro de Investigación y de Estudios Avanzados del IPN, Mexico City, Mexico
- ⁹⁵Universidad Iberoamericana, Mexico City, Mexico
- ⁹⁶Benemerita Universidad Autónoma de Puebla, Puebla, Mexico
- ⁹⁷Universidad Autónoma de San Luis Potosí, San Luis Potosí, Mexico
- ⁹⁸University of Montenegro, Podgorica, Montenegro
- ⁹⁹University of Auckland, Auckland, New Zealand
- ¹⁰⁰University of Canterbury, Christchurch, New Zealand
- ¹⁰¹National Centre for Physics, Quaid-I-Azam University, Islamabad, Pakistan
- ¹⁰²AGH University of Science and Technology Faculty of Computer Science, Electronics and Telecommunications, Krakow, Poland
- ¹⁰³National Centre for Nuclear Research, Swierk, Poland
- ¹⁰⁴Institute of Experimental Physics, Faculty of Physics, University of Warsaw, Warsaw, Poland
- ¹⁰⁵Laboratório de Instrumentação e Física Experimental de Partículas, Lisboa, Portugal
- ¹⁰⁶Joint Institute for Nuclear Research, Dubna, Russia
- ¹⁰⁷Petersburg Nuclear Physics Institute, Gatchina (St. Petersburg), Russia
- ¹⁰⁸Institute for Nuclear Research, Moscow, Russia
- ¹⁰⁹Institute for Theoretical and Experimental Physics named by A.I. Alikhanov of NRC 'Kurchatov Institute', Moscow, Russia
- ¹¹⁰Moscow Institute of Physics and Technology, Moscow, Russia
- ¹¹¹National Research Nuclear University 'Moscow Engineering Physics Institute' (MEPhI), Moscow, Russia
- ¹¹²P.N. Lebedev Physical Institute, Moscow, Russia
- ¹¹³Skobeltsyn Institute of Nuclear Physics, Lomonosov Moscow State University, Moscow, Russia
- ¹¹⁴Novosibirsk State University (NSU), Novosibirsk, Russia
- ¹¹⁵Institute for High Energy Physics of National Research Centre 'Kurchatov Institute', Protvino, Russia
- ¹¹⁶National Research Tomsk Polytechnic University, Tomsk, Russia
- ¹¹⁷Tomsk State University, Tomsk, Russia

- ¹¹⁸*University of Belgrade: Faculty of Physics and VINCA Institute of Nuclear Sciences*
¹¹⁹*Centro de Investigaciones Energéticas Medioambientales y Tecnológicas (CIEMAT), Madrid, Spain*
¹²⁰*Universidad Autónoma de Madrid, Madrid, Spain*
¹²¹*Universidad de Oviedo, Instituto Universitario de Ciencias y Tecnologías Espaciales de Asturias (ICTEA)*
¹²²*Instituto de Física de Cantabria (IFCA), CSIC-Universidad de Cantabria, Santander, Spain*
¹²³*University of Colombo, Colombo, Sri Lanka*
¹²⁴*University of Ruhuna, Department of Physics, Matara, Sri Lanka*
¹²⁵*CERN, European Organization for Nuclear Research, Geneva, Switzerland*
¹²⁶*Paul Scherrer Institut, Villigen, Switzerland*
¹²⁷*ETH Zurich—Institute for Particle Physics and Astrophysics (IPA), Zurich, Switzerland*
¹²⁸*Universität Zürich, Zurich, Switzerland*
¹²⁹*National Central University, Chung-Li, Taiwan*
¹³⁰*National Taiwan University (NTU), Taipei, Taiwan*
¹³¹*Chulalongkorn University, Faculty of Science, Department of Physics, Bangkok, Thailand*
¹³²*Çukurova University, Physics Department, Science and Art Faculty, Adana, Turkey*
¹³³*Middle East Technical University, Physics Department, Ankara, Turkey*
¹³⁴*Bogazici University, Istanbul, Turkey*
¹³⁵*Istanbul Technical University, Istanbul, Turkey*
¹³⁶*Istanbul University, Istanbul, Turkey*
¹³⁷*Institute for Scintillation Materials of National Academy of Science of Ukraine, Kharkov, Ukraine*
¹³⁸*National Scientific Center, Kharkov Institute of Physics and Technology, Kharkov, Ukraine*
¹³⁹*University of Bristol, Bristol, United Kingdom*
¹⁴⁰*Rutherford Appleton Laboratory, Didcot, United Kingdom*
¹⁴¹*Imperial College, London, United Kingdom*
¹⁴²*Brunel University, Uxbridge, United Kingdom*
¹⁴³*Baylor University, Waco, Texas, USA*
¹⁴⁴*Catholic University of America, Washington, DC, USA*
¹⁴⁵*University of Alabama, Tuscaloosa, Alabama, USA*
¹⁴⁶*Boston University, Boston, Massachusetts, USA*
¹⁴⁷*Brown University, Providence, Rhode Island, USA*
¹⁴⁸*University of California, Davis, Davis, California, USA*
¹⁴⁹*University of California, Los Angeles, California, USA*
¹⁵⁰*University of California, Riverside, Riverside, California, USA*
¹⁵¹*University of California, San Diego, La Jolla, California, USA*
¹⁵²*University of California, Santa Barbara—Department of Physics, Santa Barbara, California, USA*
¹⁵³*California Institute of Technology, Pasadena, California, USA*
¹⁵⁴*Carnegie Mellon University, Pittsburgh, Pennsylvania, USA*
¹⁵⁵*University of Colorado Boulder, Boulder, Colorado, USA*
¹⁵⁶*Cornell University, Ithaca, New York, USA*
¹⁵⁷*Fermi National Accelerator Laboratory, Batavia, Illinois, USA*
¹⁵⁸*University of Florida, Gainesville, Florida, USA*
¹⁵⁹*Florida International University, Miami, Florida, USA*
¹⁶⁰*Florida State University, Tallahassee, Florida, USA*
¹⁶¹*Florida Institute of Technology, Melbourne, Florida, USA*
¹⁶²*University of Illinois at Chicago (UIC), Chicago, Illinois, USA*
¹⁶³*The University of Iowa, Iowa City, Iowa, USA*
¹⁶⁴*Johns Hopkins University, Baltimore, Maryland, USA*
¹⁶⁵*The University of Kansas, Lawrence, Kansas, USA*
¹⁶⁶*Kansas State University, Manhattan, Kansas, USA*
¹⁶⁷*Lawrence Livermore National Laboratory, Livermore, California, USA*
¹⁶⁸*University of Maryland, College Park, Maryland, USA*
¹⁶⁹*Massachusetts Institute of Technology, Cambridge, Massachusetts, USA*
¹⁷⁰*University of Minnesota, Minneapolis, Minnesota, USA*
¹⁷¹*University of Mississippi, Oxford, Mississippi, USA*
¹⁷²*University of Nebraska-Lincoln, Lincoln, Nebraska, USA*
¹⁷³*State University of New York at Buffalo, Buffalo, New York, USA*
¹⁷⁴*Northeastern University, Boston, Massachusetts, USA*
¹⁷⁵*Northwestern University, Evanston, Illinois, USA*
¹⁷⁶*University of Notre Dame, Notre Dame, Indiana, USA*
¹⁷⁷*The Ohio State University, Columbus, Ohio, USA*

- ¹⁷⁸*Princeton University, Princeton, New Jersey, USA*
¹⁷⁹*University of Puerto Rico, Mayaguez, Puerto Rico*
¹⁸⁰*Purdue University, West Lafayette, Indiana, USA*
¹⁸¹*Purdue University Northwest, Hammond, Indiana, USA*
¹⁸²*Rice University, Houston, Texas, USA*
¹⁸³*University of Rochester, New York, USA*
¹⁸⁴*Rutgers, The State University of New Jersey, Piscataway, New Jersey, USA*
¹⁸⁵*University of Tennessee, Knoxville, Tennessee, USA*
¹⁸⁶*Texas A&M University, College Station, Texas, USA*
¹⁸⁷*Texas Tech University, Lubbock, Texas, USA*
¹⁸⁸*Vanderbilt University, Nashville, Tennessee, USA*
¹⁸⁹*University of Virginia, Charlottesville, Virginia, USA*
¹⁹⁰*Wayne State University, Detroit, Michigan, USA*
¹⁹¹*University of Wisconsin—Madison, Madison, Wisconsin, USA*

^aDeceased.

^bAlso at Vienna University of Technology, Vienna, Austria.

^cAlso at IRFU, CEA, Université Paris-Saclay, Gif-sur-Yvette, France.

^dAlso at Universidade Estadual de Campinas, Campinas, Brazil.

^eAlso at Federal University of Rio Grande do Sul, Porto Alegre, Brazil.

^fAlso at UFMS.

^gAlso at Universidade Federal de Pelotas, Pelotas, Brazil.

^hAlso at Université Libre de Bruxelles, Bruxelles, Belgium.

ⁱAlso at University of Chinese Academy of Sciences.

^jAlso at Institute for Theoretical and Experimental Physics named by A.I. Alikhanov of NRC ‘Kurchatov Institute’, Moscow, Russia.

^kAlso at Joint Institute for Nuclear Research, Dubna, Russia.

^lAlso at British University in Egypt, Cairo, Egypt.

^mAlso at Cairo University, Cairo, Egypt.

ⁿAlso at Purdue University, West Lafayette, Indiana, USA.

^oAlso at Université de Haute Alsace, Mulhouse, France.

^pAlso at Tbilisi State University, Tbilisi, Georgia.

^qAlso at Erzincan Binali Yildirim University, Erzincan, Turkey.

^rAlso at CERN, European Organization for Nuclear Research, Geneva, Switzerland.

^sAlso at RWTH Aachen University, III. Physikalisches Institut A, Aachen, Germany.

^tAlso at University of Hamburg, Hamburg, Germany.

^uAlso at Brandenburg University of Technology, Cottbus, Germany.

^vAlso at Institute of Physics, University of Debrecen, Debrecen, Hungary.

^wAlso at Institute of Nuclear Research ATOMKI, Debrecen, Hungary.

^xAlso at MTA-ELTE Lendület CMS Particle and Nuclear Physics Group, Eötvös Loránd University, Budapest, Hungary.

^yAlso at IIT Bhubaneswar, Bhubaneswar, India.

^zAlso at Institute of Physics, Bhubaneswar, India.

^{aa}Also at Shoolini University, Solan, India.

^{bb}Also at University of Visva-Bharati, Santiniketan, India.

^{cc}Also at Isfahan University of Technology, Isfahan, Iran.

^{dd}Also at Italian National Agency for New Technologies, Energy and Sustainable Economic Development.

^{ee}Also at Centro Siciliano di Fisica Nucleare e di Struttura Della Materia.

^{ff}Also at Scuola Normale e Sezione dell’INFN, Pisa, Italy.

^{gg}Also at Riga Technical University, Riga, Latvia.

^{hh}Also at Malaysian Nuclear Agency, MOSTI, Kajang, Malaysia.

ⁱⁱAlso at Consejo Nacional de Ciencia y Tecnología, Mexico City, Mexico.

^{jj}Also at Warsaw University of Technology, Institute of Electronic Systems, Warsaw, Poland.

^{kk}Also at Institute for Nuclear Research, Moscow, Russia.

^{ll}Also at National Research Nuclear University ‘Moscow Engineering Physics Institute’ (MEPhI), Moscow, Russia.

^{mm}Also at Institute of Nuclear Physics of the Uzbekistan Academy of Sciences, Tashkent, Uzbekistan.

ⁿⁿAlso at St. Petersburg State Polytechnical University, St. Petersburg, Russia.

^{oo}Also at University of Florida, Gainesville, Florida, USA.

^{pp}Also at Imperial College, London, United Kingdom.

^{qq}Also at P.N. Lebedev Physical Institute, Moscow, Russia.

^{rr}Also at California Institute of Technology, Pasadena, California, USA.

^{ss}Also at Budker Institute of Nuclear Physics, Novosibirsk, Russia.

- ^{tt} Also at Faculty of Physics, University of Belgrade, Belgrade, Serbia.
- ^{uu} Also at Università degli Studi di Siena, Siena, Italy.
- ^{vv} Also at INFN Sezione di Pavia, Università di Pavia, Pavia, Italy.
- ^{ww} Also at National and Kapodistrian University of Athens, Athens, Greece.
- ^{xx} Also at Universität Zürich, Zurich, Switzerland.
- ^{yy} Also at Stefan Meyer Institute for Subatomic Physics, Vienna, Austria.
- ^{zz} Also at Adiyaman University, Adiyaman, Turkey.
- ^{aaa} Also at Sirtak University.
- ^{bbb} Also at Beykent University, Istanbul, Turkey.
- ^{ccc} Also at Istanbul Aydin University, Istanbul, Turkey.
- ^{ddd} Also at Mersin University, Mersin, Turkey.
- ^{eee} Also at Piri Reis University, Istanbul, Turkey.
- ^{fff} Also at Gaziosmanpasa University, Tokat, Turkey.
- ^{ggg} Also at Ozyegin University, Istanbul, Turkey.
- ^{hhh} Also at Izmir Institute of Technology, Izmir, Turkey.
- ⁱⁱⁱ Also at Marmara University, Istanbul, Turkey.
- ^{jjj} Also at Kafkas University, Kars, Turkey.
- ^{kkk} Also at Istanbul Bilgi University, Istanbul, Turkey.
- ^{lll} Also at Hacettepe University, Ankara, Turkey.
- ^{mmm} Also at School of Physics and Astronomy, University of Southampton, Southampton, United Kingdom.
- ⁿⁿⁿ Also at IPPP Durham University.
- ^{ooo} Also at Monash University, Faculty of Science, Clayton, Australia.
- ^{ppp} Also at Bethel University, St. Paul, Minneapolis, USA.
- ^{qqq} Also at Karamanoğlu Mehmetbey University, Karaman, Turkey.
- ^{rrr} Also at Vilnius University, Vilnius, Lithuania.
- ^{sss} Also at Bingol University, Bingol, Turkey.
- ^{ttt} Also at Georgian Technical University, Tbilisi, Georgia.
- ^{uuu} Also at Sinop University, Sinop, Turkey.
- ^{vvv} Also at Mimar Sinan University, Istanbul, Istanbul, Turkey.
- ^{www} Also at Texas A&M University at Qatar, Doha, Qatar.
- ^{xxx} Also at Kyungpook National University, Daegu, Korea.
- ^{yyy} Also at University of Hyderabad, Hyderabad, India.