

Search for lepton-number- and baryon-number-violating tau decays at Belle

D. Sahoo^{82,91}, G. B. Mohanty,⁸² K. Trabelsi,⁴² I. Adachi,^{17,13} K. Adamczyk,⁶¹ H. Aihara,⁸⁸ S. Al Said,^{81,36} D. M. Asner,³ T. Aushev,¹⁹ R. Ayad,⁸¹ T. Aziz,⁸² V. Babu,⁸ S. Bahinipati,²³ P. Behera,²⁵ J. Bennett,⁵¹ M. Bessner,¹⁶ V. Bhardwaj,²² T. Bilka,⁵ J. Biswal,³³ G. Bonvicini,⁹³ A. Bozek,⁶¹ M. Bračko,^{48,33} T. E. Browder,¹⁶ M. Campajola,^{30,56} L. Cao,² D. Červenkov,⁵ M.-C. Chang,¹⁰ P. Chang,⁶⁰ V. Chekelian,⁴⁹ A. Chen,⁵⁸ B. G. Cheon,¹⁵ K. Chilikin,⁴³ H. E. Cho,¹⁵ K. Cho,³⁸ S.-K. Choi,¹⁴ Y. Choi,⁷⁹ S. Choudhury,²⁴ D. Cinabro,⁹³ S. Cunliffe,⁸ S. Das,⁴⁷ N. Dash,²⁵ G. De Nardo,^{30,56} F. Di Capua,^{30,56} J. Dingfelder,² Z. Doležal,⁵ T. V. Dong,¹¹ S. Dubey,¹⁶ S. Eidelman,^{4,65,43} D. Epifanov,^{4,65} T. Ferber,⁸ D. Ferlewicz,⁵⁰ A. Frey,¹² B. G. Fulsom,⁶⁷ R. Garg,⁶⁸ V. Gaur,⁹² A. Garmash,^{4,65} A. Giri,²⁴ P. Goldenzweig,³⁴ B. Golob,^{45,33} Y. Guan,⁷ K. Gudkova,^{4,65} C. Hadjivasiliou,⁶⁷ S. Halder,⁸² T. Hara,^{17,13} O. Hartbrich,¹⁶ K. Hayasaka,⁶³ H. Hayashii,⁵⁷ M. T. Hedges,¹⁶ M. Hernandez Villanueva,⁵¹ W.-S. Hou,⁶⁰ C.-L. Hsu,⁸⁰ K. Huang,⁶⁰ T. Iijima,^{55,54} K. Inami,⁵⁴ G. Inguglia,²⁸ A. Ishikawa,^{17,13} R. Itoh,^{17,13} M. Iwasaki,⁶⁶ Y. Iwasaki,¹⁷ W. W. Jacobs,²⁶ H. B. Jeon,⁴¹ S. Jia,¹¹ Y. Jin,⁸⁸ C. W. Joo,³⁵ K. K. Joo,⁶ A. B. Kaliyar,⁸² K. H. Kang,⁴¹ G. Karyan,⁸ T. Kawasaki,³⁷ H. Kichimi,¹⁷ C. Kiesling,⁴⁹ D. Y. Kim,⁷⁸ S. H. Kim,⁷⁵ Y.-K. Kim,⁹⁵ K. Kinoshita,⁷ P. Kodyš,⁵ T. Konno,³⁷ S. Korpar,^{48,33} D. Kotchetkov,¹⁶ P. Križan,^{45,33} R. Kroeger,⁵¹ P. Krokovny,^{4,65} T. Kuhr,⁴⁶ M. Kumar,⁴⁷ R. Kumar,⁷¹ K. Kumara,⁹³ A. Kuzmin,^{4,65} Y.-J. Kwon,⁹⁵ K. Lalwani,⁴⁷ I. S. Lee,¹⁵ S. C. Lee,⁴¹ C. H. Li,⁴⁴ J. Li,⁴¹ L. K. Li,⁷ Y. B. Li,⁶⁹ J. Libby,²⁵ K. Lieret,⁴⁶ D. Liventsev,^{93,17} T. Luo,¹¹ J. MacNaughton,⁵² M. Masuda,^{87,72} T. Matsuda,⁵² D. Matvienko,^{4,65,43} M. Merola,^{30,56} F. Metzner,³⁴ K. Miyabayashi,⁵⁷ R. Mizuk,^{43,19} S. Mohanty,^{82,91} T. J. Moon,⁷⁵ R. Mussa,³¹ E. Nakano,⁶⁶ M. Nakao,^{17,13} Z. Natkaniec,⁶¹ A. Natochii,¹⁶ L. Nayak,²⁴ M. Nayak,⁸⁴ M. Niiyama,⁴⁰ N. K. Nisar,³ S. Nishida,^{17,13} S. Ogawa,⁸⁵ H. Ono,^{62,63} Y. Onuki,⁸⁸ P. Oskin,⁴³ P. Pakhlov,^{43,53} G. Pakhlova,^{19,43} T. Pang,⁷⁰ S. Pardi,³⁰ C. W. Park,⁷⁹ H. Park,⁴¹ S. Patra,²² S. Paul,^{83,49} T. K. Pedlar,⁹⁶ R. Pestotnik,³³ L. E. Piilonen,⁹² T. Podobnik,^{45,33} V. Popov,¹⁹ E. Prencipe,²⁰ M. T. Prim,³⁴ M. Ritter,⁴⁶ M. Röhrken,⁸ A. Rostomyan,⁸ N. Rout,²⁵ M. Rozanska,⁶¹ G. Russo,⁵⁶ Y. Sakai,^{17,13} S. Sandilya,²⁴ L. Santelj,^{45,33} T. Sanuki,⁸⁶ V. Savinov,⁷⁰ G. Schnell,^{1,21} J. Schueler,¹⁶ C. Schwanda,²⁸ A. J. Schwartz,⁷ Y. Seino,⁶³ K. Senyo,⁹⁴ M. E. Sevier,⁵⁰ M. Shapkin,²⁹ C. Sharma,⁴⁷ C. P. Shen,¹¹ J.-G. Shiu,⁶⁰ B. Shwartz,^{4,65} F. Simon,⁴⁹ A. Sokolov,²⁹ E. Solovieva,⁴³ S. Stanič,⁶⁴ M. Starič,³³ Z. S. Stottler,⁹² J. F. Strube,⁶⁷ T. Sumiyoshi,⁹⁰ M. Takizawa,^{76,18,73} U. Tamponi,³¹ K. Tanida,³² F. Tenchini,⁸ M. Uchida,⁸⁹ S. Uehara,^{17,13} T. Uglov,^{43,19} Y. Unno,¹⁵ S. Uno,^{17,13} P. Urquijo,⁵⁰ Y. Ushiroda,^{17,13} S. E. Vahsen,¹⁶ R. Van Tonder,² G. Varner,¹⁶ A. Vinokurova,^{4,65} V. Vorobyev,^{4,65,43} E. Waheed,¹⁷ C. H. Wang,⁵⁹ E. Wang,⁷⁰ M.-Z. Wang,⁶⁰ P. Wang,²⁷ M. Watanabe,⁶³ S. Watanuki,⁴² S. Wehle,⁸ E. Won,³⁹ X. Xu,⁷⁷ B. D. Yabsley,⁸⁰ W. Yan,⁷⁴ S. B. Yang,³⁹ H. Ye,⁸ J. Yelton,⁹ J. H. Yin,³⁹ Y. Yusa,⁶³ V. Zhilich,^{4,65} V. Zhukova,⁴³ and V. Zhulanov^{4,65}

(Belle Collaboration)

¹University of the Basque Country UPV/EHU, 48080 Bilbao²University of Bonn, 53115 Bonn³Brookhaven National Laboratory, Upton, New York 11973⁴Budker Institute of Nuclear Physics SB RAS, Novosibirsk 630090⁵Faculty of Mathematics and Physics, Charles University, 121 16 Prague⁶Chonnam National University, Gwangju 61186⁷University of Cincinnati, Cincinnati, Ohio 45221⁸Deutsches Elektronen-Synchrotron, 22607 Hamburg⁹University of Florida, Gainesville, Florida 32611¹⁰Department of Physics, Fu Jen Catholic University, Taipei 24205¹¹Key Laboratory of Nuclear Physics and Ion-beam Application (MOE) and Institute of Modern Physics, Fudan University, Shanghai 200443¹²II. Physikalisches Institut, Georg-August-Universität Göttingen, 37073 Göttingen¹³SOKENDAI (The Graduate University for Advanced Studies), Hayama 240-0193¹⁴Gyeongsang National University, Jinju 52828¹⁵Department of Physics and Institute of Natural Sciences, Hanyang University, Seoul 04763¹⁶University of Hawaii, Honolulu, Hawaii 96822¹⁷High Energy Accelerator Research Organization (KEK), Tsukuba 305-0801¹⁸J-PARC Branch, KEK Theory Center, High Energy Accelerator Research Organization (KEK), Tsukuba 305-0801¹⁹Higher School of Economics (HSE), Moscow 101000²⁰Forschungszentrum Jülich, 52425 Jülich²¹IKERBASQUE, Basque Foundation for Science, 48013 Bilbao

- ²²Indian Institute of Science Education and Research Mohali, SAS Nagar, 140306
- ²³Indian Institute of Technology Bhubaneswar, Satya Nagar 751007
- ²⁴Indian Institute of Technology Hyderabad, Telangana 502285
- ²⁵Indian Institute of Technology Madras, Chennai 600036
- ²⁶Indiana University, Bloomington, Indiana 47408
- ²⁷Institute of High Energy Physics, Chinese Academy of Sciences, Beijing 100049
- ²⁸Institute of High Energy Physics, Vienna 1050
- ²⁹Institute for High Energy Physics, Protvino 142281
- ³⁰INFN—Sezione di Napoli, 80126 Napoli
- ³¹INFN—Sezione di Torino, 10125 Torino
- ³²Advanced Science Research Center, Japan Atomic Energy Agency, Naka 319-1195
- ³³J. Stefan Institute, 1000 Ljubljana
- ³⁴Institut für Experimentelle Teilchenphysik, Karlsruhe Institut für Technologie, 76131 Karlsruhe
- ³⁵Kavli Institute for the Physics and Mathematics of the Universe (WPI), University of Tokyo, Kashiwa 277-8583
- ³⁶Department of Physics, Faculty of Science, King Abdulaziz University, Jeddah 21589
- ³⁷Kitasato University, Sagami-hara 252-0373
- ³⁸Korea Institute of Science and Technology Information, Daejeon 34141
- ³⁹Korea University, Seoul 02841
- ⁴⁰Kyoto Sangyo University, Kyoto 603-8555
- ⁴¹Kyungpook National University, Daegu 41566
- ⁴²Université Paris-Saclay, CNRS/IN2P3, IJCLab, 91405 Orsay
- ⁴³P.N. Lebedev Physical Institute of the Russian Academy of Sciences, Moscow 119991
- ⁴⁴Liaoning Normal University, Dalian 116029
- ⁴⁵Faculty of Mathematics and Physics, University of Ljubljana, 1000 Ljubljana
- ⁴⁶Ludwig Maximilians University, 80539 Munich
- ⁴⁷Malaviya National Institute of Technology Jaipur, Jaipur 302017
- ⁴⁸University of Maribor, 2000 Maribor
- ⁴⁹Max-Planck-Institut für Physik, 80805 München
- ⁵⁰School of Physics, University of Melbourne, Victoria 3010
- ⁵¹University of Mississippi, University, Mississippi 38677
- ⁵²University of Miyazaki, Miyazaki 889-2192
- ⁵³Moscow Physical Engineering Institute, Moscow 115409
- ⁵⁴Graduate School of Science, Nagoya University, Nagoya 464-8602
- ⁵⁵Kobayashi-Maskawa Institute, Nagoya University, Nagoya 464-8602
- ⁵⁶Università di Napoli Federico II, 80126 Napoli
- ⁵⁷Nara Women's University, Nara 630-8506
- ⁵⁸National Central University, Chung-li 32054
- ⁵⁹National United University, Miao Li 36003
- ⁶⁰Department of Physics, National Taiwan University, Taipei 10617
- ⁶¹H. Niewodniczanski Institute of Nuclear Physics, Krakow 31-342
- ⁶²Nippon Dental University, Niigata 951-8580
- ⁶³Niigata University, Niigata 950-2181
- ⁶⁴University of Nova Gorica, 5000 Nova Gorica
- ⁶⁵Novosibirsk State University, Novosibirsk 630090
- ⁶⁶Osaka City University, Osaka 558-8585
- ⁶⁷Pacific Northwest National Laboratory, Richland, Washington 99352
- ⁶⁸Panjab University, Chandigarh 160014
- ⁶⁹Peking University, Beijing 100871
- ⁷⁰University of Pittsburgh, Pittsburgh, Pennsylvania 15260
- ⁷¹Punjab Agricultural University, Ludhiana 141004
- ⁷²Research Center for Nuclear Physics, Osaka University, Osaka 567-0047
- ⁷³Meson Science Laboratory, Cluster for Pioneering Research, RIKEN, Saitama 351-0198
- ⁷⁴Department of Modern Physics and State Key Laboratory of Particle Detection and Electronics, University of Science and Technology of China, Hefei 230026
- ⁷⁵Seoul National University, Seoul 08826
- ⁷⁶Showa Pharmaceutical University, Tokyo 194-8543
- ⁷⁷Soochow University, Suzhou 215006
- ⁷⁸Soongsil University, Seoul 06978
- ⁷⁹Sungkyunkwan University, Suwon 16419

⁸⁰*School of Physics, University of Sydney, New South Wales 2006*⁸¹*Department of Physics, Faculty of Science, University of Tabuk, Tabuk 71451*⁸²*Tata Institute of Fundamental Research, Mumbai 400005*⁸³*Department of Physics, Technische Universität München, 85748 Garching*⁸⁴*School of Physics and Astronomy, Tel Aviv University, Tel Aviv 69978*⁸⁵*Toho University, Funabashi 274-8510*⁸⁶*Department of Physics, Tohoku University, Sendai 980-8578*⁸⁷*Earthquake Research Institute, University of Tokyo, Tokyo 113-0032*⁸⁸*Department of Physics, University of Tokyo, Tokyo 113-0033*⁸⁹*Tokyo Institute of Technology, Tokyo 152-8550*⁹⁰*Tokyo Metropolitan University, Tokyo 192-0397*⁹¹*Utkal University, Bhubaneswar 751004*⁹²*Virginia Polytechnic Institute and State University, Blacksburg, Virginia 24061*⁹³*Wayne State University, Detroit, Michigan 48202*⁹⁴*Yamagata University, Yamagata 990-8560*⁹⁵*Yonsei University, Seoul 03722*⁹⁶*Luther College, Decorah, Iowa 52101*

(Received 30 October 2020; accepted 7 December 2020; published 24 December 2020)

We search for lepton-number- and baryon-number-violating decays $\tau^- \rightarrow \bar{p}e^+e^-$, pe^-e^- , $\bar{p}e^+\mu^-$, $\bar{p}e^-\mu^+$, $\bar{p}\mu^+\mu^-$, and $p\mu^-\mu^-$ using 921 fb^{-1} of data, equivalent to $(841 \pm 12) \times 10^6 \tau^+\tau^-$ events, recorded with the Belle detector at the KEKB asymmetric-energy e^+e^- collider. In the absence of a signal, 90% confidence-level upper limits are set on the branching fractions of these decays in the range $(1.8 - 4.0) \times 10^{-8}$. We set the world's first limits on the first four channels and improve the existing limits by an order of magnitude for the last two channels.

DOI: [10.1103/PhysRevD.102.111101](https://doi.org/10.1103/PhysRevD.102.111101)

As lepton flavor, lepton number and baryon number are accidental symmetries of the standard model (SM), there is no reason to expect them to be conserved in all possible particle interactions. In fact, lepton flavor violation has already been observed in neutrino oscillations [1]. While baryon number (B) is presumed to have been violated in the early Universe, its exact mechanism still remains unknown. To explain the matter-antimatter asymmetry observed in nature, the following three conditions, formulated by Sakharov [2], must be satisfied.

- (1) B violation: does not yet have any experimental confirmation.
- (2) Violation of C (charge conjugation) and CP (combination of C with parity P): both phenomena have been observed.
- (3) Departure from thermal equilibrium.

Any observation of processes involving B violation would be a clear signal of new physics. Such processes are studied in different scenarios of physics beyond the SM such as supersymmetry [3], grand unification [4], and models with black holes [5].

B violation in charged lepton decays often implies violation of lepton number (L). Conservation of angular momentum in such decays would require a change of $|\Delta(B-L)| = 0$ or 2. These selection rules allow for several distinct possibilities. For $\Delta(B-L) = 0$, the simplest choice is $\Delta B = \Delta L = 0$, e.g., standard beta decay. A more interesting case is $\Delta B = \Delta L = \pm 1$ obeying the $\Delta(B-L) = 0$ rule, which strictly holds in the SM and is the subject of this paper. Other intriguing possibilities are $\Delta(B-L) = 2$ that include $\Delta B = -\Delta L = 1$ (proton decay), $\Delta B = 2$ (neutron-antineutron oscillation), and $\Delta L = 2$ (neutrinoless double-beta decay). It is important to know which one of these selection rules for B or L violation is chosen by nature. This will address a profound question as to whether the violation of B or L individually implies the violation of $(B-L)$ as well. If it does, it must be connected with the Majorana nature of neutrinos [6].

We report herein a search for six L - and B -violating decays: $\tau^- \rightarrow \bar{p}e^+e^-$, pe^-e^- , $\bar{p}e^+\mu^-$, $\bar{p}e^-\mu^+$, $\bar{p}\mu^+\mu^-$, and $p\mu^-\mu^-$ [7] in e^+e^- annihilations at Belle. Based on 1 fb^{-1} of pp collision data, LHCb [8] has studied the last two channels, setting 90% confidence-level (CL) upper limits on their branching fractions: $\mathcal{B}(\tau^- \rightarrow \bar{p}\mu^+\mu^-) < 3.3 \times 10^{-7}$ and $\mathcal{B}(\tau^- \rightarrow p\mu^-\mu^-) < 4.4 \times 10^{-7}$. Using experimental bounds on proton decay, authors in Refs. [9–11] predict a branching fraction in the range of 10^{-30} – 10^{-48} for these kinds of $\Delta B = \Delta L = \pm 1$ decays.

Published by the American Physical Society under the terms of the [Creative Commons Attribution 4.0 International license](https://creativecommons.org/licenses/by/4.0/). Further distribution of this work must maintain attribution to the author(s) and the published article's title, journal citation, and DOI. Funded by SCOAP³.

We use 711 fb^{-1} (89 fb^{-1}) of data recorded at (60 MeV below) the $\Upsilon(4S)$ resonance with the Belle detector [12] at the KEKB asymmetric-energy e^+e^- collider [13]. A sample of 121 fb^{-1} collected near the $\Upsilon(5S)$ peak is also used in this search.

Belle is a large-solid-angle magnetic spectrometer comprising a silicon vertex detector, a 50-layer central drift chamber (CDC), an array of aerogel threshold Cherenkov counters (ACC), a barrel-like arrangement of time-of-flight scintillation counters (TOF), and a CsI(Tl) crystal electromagnetic calorimeter (ECL). All these components are located inside a superconducting solenoid providing a magnetic field of 1.5 T. An iron flux return located outside the solenoid coil is instrumented with resistive plate chambers to detect K_L^0 mesons and muons (KLM).

To optimize the event selection and obtain signal detection efficiency, we use Monte Carlo (MC) simulation samples. Signal and background events from $e^+e^- \rightarrow \tau^+\tau^-(\gamma)$ are generated by the KKMC [14] program, while the subsequent decays of τ leptons are handled by TAUOLA [15] or PYTHIA [16], and final-state radiation is included with PHOTOS [17]. For the signal MC samples, we generate $\tau^+\tau^-$ events, where one τ decays into $p\ell\ell'$ ($\ell, \ell' = e, \mu$), assuming a phase-space distribution, and the other τ into all SM-allowed final states (“generic decay”). Non- τ backgrounds, such as $e^+e^- \rightarrow q\bar{q}$ ($u\bar{d}sc$ continuum, $B\bar{B}$), Bhabha scattering, and dimuon processes are generated with EvtGen [18], BHLUMI [19], and KKMC, respectively. We generate two-photon mediated final states using DIAG36 [20] and TREPS [21]. The DAIG36 program is applied for the $e^+e^-q\bar{q}$ production as well as for the $e^+e^-e^+e^-$ and $e^+e^-\mu^+\mu^-$ processes. We use TREPS to generate the $e^+e^-p\bar{p}$ final state with its cross section tuned to the known measurements. Additionally, MC samples for suppressed decays [22] $\tau^- \rightarrow \pi^-e^+e^-\nu_\tau$ and $\pi^-\mu^+\mu^-\nu_\tau$ are used to study possible background contaminations.

We follow a “blind” analysis technique in this search, where the signal region (defined below) in data remains hidden until all of our selection criteria and background estimation methods are finalized. Below we describe different stages of event reconstruction and selection. All kinematic observables are measured in the laboratory frame unless stated otherwise.

At the preliminary level, we try to retain as many generic $e^+e^- \rightarrow \tau^+\tau^-$ events as possible in the sample while reducing obvious backgrounds. Towards that end, we apply the following criteria on different kinematic variables. Charged track and photon candidates are selected within a range of $17^\circ < \theta < 150^\circ$, where θ is their polar angle relative to the z axis (opposite the e^+ beam direction). We require the transverse momentum (p_T) of each charged track to be greater than 0.1 GeV and the energy of each photon to be greater than 0.1 GeV. Natural units $\hbar = c = 1$ are used throughout the paper. Each track must have a distance of closest approach with respect to the interaction

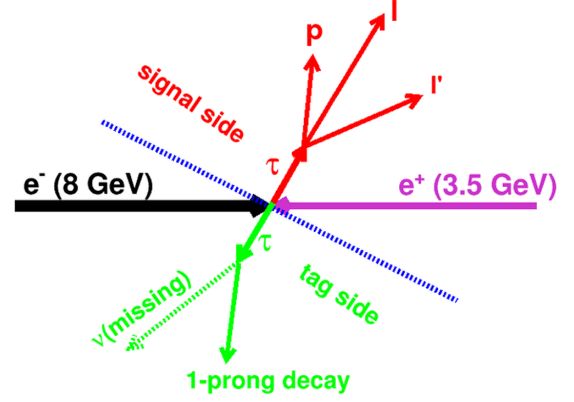


FIG. 1. A schematic of 3–1 topology defined in the CM frame. The blue dotted line divides the event into two hemispheres based on the thrust-axis direction.

point (IP) within ± 0.5 cm in the transverse plane and within ± 3.0 cm along the z axis. Candidate τ -pair events are required to have four charged tracks with zero net charge; this criterion greatly reduces the amount of background from high-multiplicity $e^+e^- \rightarrow q\bar{q}$ events. We require the primary vertex, reconstructed by minimizing the sum of χ^2 's computed with helix parameters measured for all four tracks, to be close to the IP. Requirements on the radius, $r < 1.0$ cm, and z position, $|z| < 3.0$ cm, of the event primary vertex suppress beam-related and cosmic muon backgrounds.

As two-photon mediated events contain many low- p_T tracks, a minimum threshold on the highest p_T track ($p_T^{\max} > 0.5$ GeV) provides a useful handle against such events. This background is suppressed further by requiring either $p_T^{\max} > 1$ GeV or $E_{\text{rec}} > 3$ GeV, where E_{rec} is the sum of momenta of all charged tracks and energies of all photons in the center-of-mass (CM) frame. Additionally, we require $[E_{\text{tot}} < 9 \text{ GeV}, \theta_{\text{max}} < 175^\circ, \text{ or } 2 < E_{\text{ECL}} < 10 \text{ GeV}]$ and $[N_{\text{barrel}} \geq 2, \text{ or } E_{\text{ECL}}^{\text{trk}} < 5.3 \text{ GeV}]$, where the total energy $E_{\text{tot}} = E_{\text{rec}} + p_{\text{miss}}^{\text{CM}}$ with $p_{\text{miss}}^{\text{CM}}$ being the magnitude of the missing momentum in the CM frame, θ_{max} is the maximum opening angle between any two tracks, E_{ECL} is the sum of energies deposited by all tracks and photons in the ECL, N_{barrel} is the number of tracks in the barrel region, given by $30^\circ < \theta < 130^\circ$, and $E_{\text{ECL}}^{\text{trk}}$ is the sum of energies deposited by tracks in the ECL in the CM frame.

At the second stage of selection, we apply the following criteria to pick up candidate events that are more signal-like. First we require the four charged tracks to be arranged in a 3–1 topology as shown in Fig. 1. This classification is done by means of the thrust axis [23] calculated from the observed track and photon candidates. One of the two hemispheres divided by the plane perpendicular to the thrust axis should contain three tracks (signal side) and the other has one track (tag side). To reduce $e^+e^- \rightarrow q\bar{q}$ background further, we require the magnitude of the thrust to be greater than 0.9.

As neutrinos are emitted only from the tag-side τ candidate in case of a signal, the direction of the missing momentum vector (\vec{p}_{miss}) lies on the tag side. The cosine of the angle between \vec{p}_{miss} and the momentum of the track on the tag side in the CM frame is thus required to be greater than zero. Photons from radiative Bhabha and dimuon events are emitted in the beam direction. Similarly, the initial-state electrons and positrons in two-photon events are emitted along the beam pipe. To suppress these events, we require the polar angle of \vec{p}_{miss} to lie between 5° and 175° . The aforementioned sets of selection criteria are common to all six channels.

We require one of the three charged tracks in the signal side to be identified as a proton or an antiproton. It must satisfy $\mathcal{L}(p/K) > 0.6$ and $\mathcal{L}(p/\pi) > 0.6$, where $\mathcal{L}(i/j) = \mathcal{L}_i/(\mathcal{L}_i + \mathcal{L}_j)$ with \mathcal{L}_i and \mathcal{L}_j being the likelihood for the track to be identified as i and j , respectively. The likelihood values are obtained [24] by combining specific ionization (dE/dx) measured in the CDC, the number of photoelectrons in the ACC, and the flight time from the TOF. The proton identification efficiency with the above likelihood criteria is about 95%, while the probability of misidentifying a kaon or a pion as a proton is below 10%.

Electrons are distinguished from charged hadrons with a likelihood ratio eID, defined as $\mathcal{L}_e/(\mathcal{L}_e + \mathcal{L}_{\bar{e}})$, where \mathcal{L}_e ($\mathcal{L}_{\bar{e}}$) is the likelihood value for electron (not-electron) hypothesis. These likelihoods are determined [25] using the ratio of the energy deposited in the ECL to the momentum measured in the CDC, the shower shape in the ECL, the matching between the position of charged-track trajectory and the cluster position in the ECL, the number of photoelectrons in the ACC, and dE/dx measured in the CDC. To recover the energy loss due to bremsstrahlung, photons are searched for in a cone of 50 mrad around the initial direction of the electron momentum; if found, their momenta are added to that of the electron. For muon identification an analogous likelihood ratio [26] is defined as $\mu\text{ID} = \mathcal{L}_\mu/(\mathcal{L}_\mu + \mathcal{L}_\pi + \mathcal{L}_K)$, where \mathcal{L}_μ , \mathcal{L}_π , and \mathcal{L}_K are calculated with the matching quality and penetration depth of associated hits in the KLM. We apply eID > 0.9 and $\mu\text{ID} > 0.9$ to select the electron and muon candidates, respectively. The electron (muon) identification efficiency for these criteria is 91% (85%) with the probability of misidentifying a pion as an electron (a muon) below 0.5% (2%). The kaon-to-electron misidentification rate is negligible, while the probability of detecting a kaon as a muon is similar to that of a pion.

We apply a loose criterion eID < 0.9 on the p or \bar{p} candidate to suppress the potential misidentification of electrons as protons. No particle identification requirement is applied for the sole track in the tag side, for which the default pion hypothesis is assumed.

The τ lepton is reconstructed by combining a proton or an antiproton with two charged lepton candidates. A vertex fit is performed for the τ candidate reconstructed from

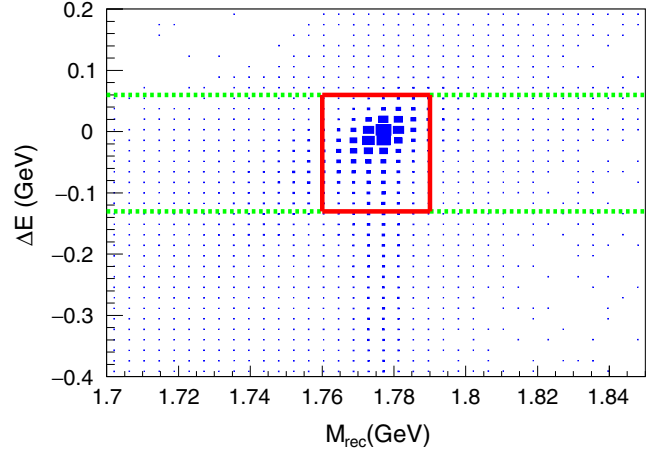


FIG. 2. ΔE - M_{rec} distribution for the $\tau^- \rightarrow \bar{p}e^+e^-$ signal MC sample. The red box denotes the signal region, the region outside it is the sideband, and the area between two green dashed lines excluding the red box is the ΔE strip. The size of the blue filled box represents the number of events in a given bin. For other channels these three regions are similarly defined except that the red box position is changed owing to the difference in ΔE and M_{rec} resolutions.

these three charged tracks. To identify the signal, we use two kinematic variables: the reconstructed mass $M_{\text{rec}} = \sqrt{E_{p\ell\ell'}^2 - \vec{p}_{p\ell\ell'}^2}$ and the energy difference $\Delta E = E_{p\ell\ell'}^{\text{CM}} - E_{\text{beam}}^{\text{CM}}$, where $E_{p\ell\ell'}$ and $\vec{p}_{p\ell\ell'}$ are the sum of energies and momenta, respectively, of the p , ℓ and ℓ' candidates. The beam energy $E_{\text{beam}}^{\text{CM}}$ and $E_{p\ell\ell'}^{\text{CM}}$ are calculated in the CM frame. For signal events M_{rec} peaks at the nominal τ mass [27] and ΔE near zero.

The signal region is taken as $1.76 \leq M_{\text{rec}} \leq 1.79$ GeV and $-0.13 \leq \Delta E \leq 0.06$ GeV for the $\tau^- \rightarrow \bar{p}e^+e^-$ and $\tau^- \rightarrow pe^-e^-$ channels (shown by the red box in Fig. 2). Similarly, for the $\tau^- \rightarrow \bar{p}e^+\mu^-$ and $\tau^- \rightarrow \bar{p}e^-\mu^+$ channels, the signal region is defined as $1.764 \leq M_{\text{rec}} \leq 1.789$ GeV and $-0.110 \leq \Delta E \leq 0.055$ GeV. Lastly, for the $\tau^- \rightarrow \bar{p}\mu^+\mu^-$ and $\tau^- \rightarrow p\mu^-\mu^-$ channels, the signal region is given by $1.766 \leq M_{\text{rec}} \leq 1.787$ GeV and $-0.10 \leq \Delta E \leq 0.05$ GeV. The M_{rec} requirements correspond to a $\pm 3\sigma$ window and the ΔE ranges are chosen to be asymmetric $[-5\sigma, +3\sigma]$ owing to the radiative tail on the negative side, where σ is the resolution of the respective kinematic variable. The radiative tail is the largest (smallest) for channels with two electrons (muons) in the final state. The sideband is the ΔE - M_{rec} region outside the signal region; we use it to check the data-MC agreement for different variables. Similarly, the ΔE strip, indicated by the region between two green dashed lines excluding the red box in Fig. 2, is used to calculate the expected background yield in the signal region.

We perform a sideband study to identify the sources of background that are dominated by events with a misidentified proton or antiproton, as well as to verify the overall

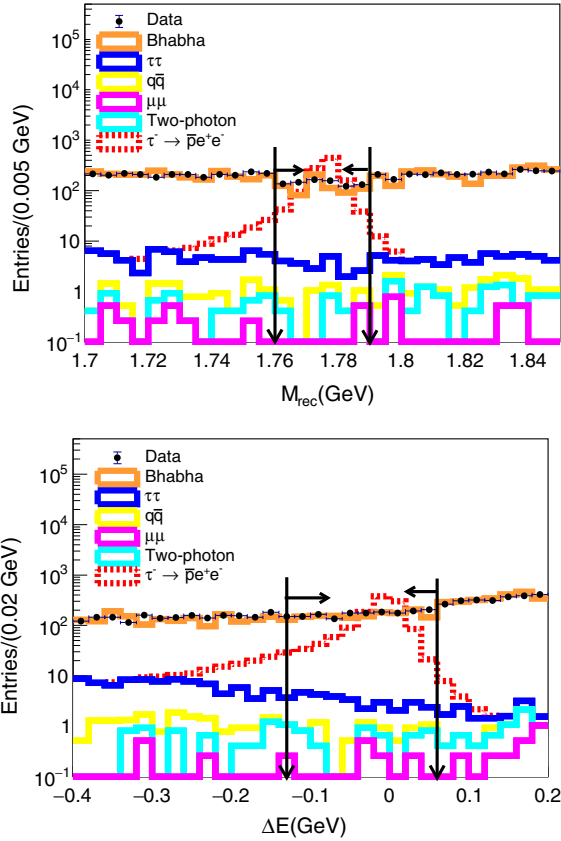


FIG. 3. M_{rec} and ΔE distributions in the sideband for $\tau^- \rightarrow \bar{p}e^+e^-$ before the photon conversion veto applied. Black arrows denote the signal region. Signal MC events are arbitrarily normalized while background MC events are scaled to the number of data events.

data-MC agreement. After applying the requirements used for the selection of τ -pair events and charged particle identification, the M_{rec} and ΔE distributions for the remaining $\tau^- \rightarrow \bar{p}e^+e^-$ candidates in the sideband are shown in Fig. 3.

Photon conversion in the detector material constitutes a major background for the $\tau^- \rightarrow \bar{p}e^+e^-$ channel. To suppress it, we require the invariant mass of two oppositely charged track pairs $M_{e^+e^-}$ and $M_{\bar{p}e^+}$, calculated under the electron hypothesis, to be greater than 0.2 GeV (Fig. 4). The remaining contribution is largely from radiative Bhabha events leading to the final state of $e^+e^-e^+e^-$. As there are four electrons in the final state, a maximum threshold of 10 GeV on the sum of their ECL cluster energies helps suppress these backgrounds. We apply the same set of criteria for $\tau^- \rightarrow pe^-e^-$.

In the $\tau^- \rightarrow \bar{p}e^+\mu^-$ channel, the presence of \bar{p} and e^+ in the final state leads to a possible background from photon conversion. A conversion veto ($M_{\bar{p}e^+} > 0.2$ GeV) as described above is applied to suppress its contamination; here the electron hypothesis is assumed for the antiproton track. We apply no conversion veto for $\tau^- \rightarrow \bar{p}e^-\mu^+$ in absence of a peak in $M_{\bar{p}\mu^+}$.

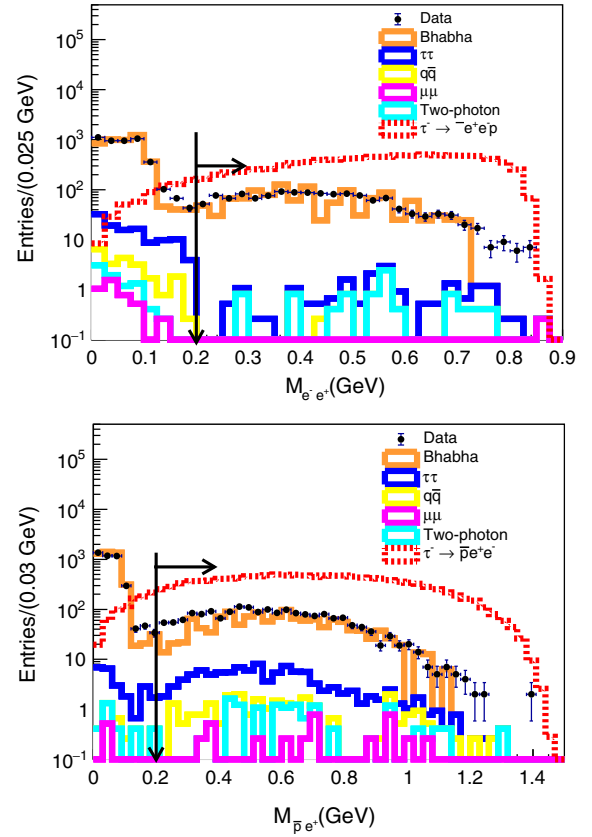


FIG. 4. $M_{e^+e^-}$ and $M_{\bar{p}e^+}$ (electron hypothesis) distributions in the $\tau^- \rightarrow \bar{p}e^+e^-$ sideband. Black arrows show the conversion veto position. Signal MC events are arbitrarily normalized while background MC events are scaled to the number of data events.

We check the possibility of electrons from photon conversion faking muons in $\tau^- \rightarrow p\mu^-\mu^-$. This arises from radiative dimuon events, where one of the electrons from $\gamma \rightarrow e^+e^-$ is misidentified as a proton and the other as a muon. For the latter to happen, the electron must pick up some KLM hits of the signal-side muon while both have the same charge. On calculating the invariant mass of the proton and muon tracks under the electron hypothesis, we find a small peak and apply the veto $M_{p\mu^-} > 0.2$ GeV to suppress the conversion. As both muons have the opposite charge in $\tau^- \rightarrow \bar{p}\mu^+\mu^-$, there is no chance for an electron to fake a muon. Indeed, a negligible peaking contribution is found in the $M_{\bar{p}\mu^+}$ distribution, requiring no conversion veto.

From the MC study the following sources of backgrounds remain after the final selection. We find contributions mainly from τ decays, two-photon, and $q\bar{q}$ events for $\tau^- \rightarrow \bar{p}e^+e^-$; and τ decay and two-photon events for $\tau^- \rightarrow pe^-e^-$. Similarly, τ decays, dimuon, and $q\bar{q}$ events are the residual contributors for $\tau^- \rightarrow \bar{p}e^+\mu^-$; and τ decays, dimuon, $q\bar{q}$, and two-photon events for $\tau^- \rightarrow \bar{p}e^-\mu^+$. For $\tau^- \rightarrow p\mu^-\mu^-$ and $\tau^- \rightarrow \bar{p}\mu^+\mu^-$ we have contributions mostly from τ decays and $q\bar{q}$ events. The backgrounds

TABLE I. Signal detection efficiency, number of expected background events (N_{bkg}), number of observed data events (N_{obs}), 90% CL upper limits on the signal yield and branching fraction for various decay channels.

Channel	$\epsilon(\%)$	N_{bkg}	N_{obs}	$N_{\text{sig}}^{\text{UL}}$	$\mathcal{B}(\times 10^{-8})$
$\tau^- \rightarrow \bar{p}e^+e^-$	7.8	0.50 ± 0.35	1	3.9	< 3.0
$\tau^- \rightarrow pe^-e^-$	8.0	0.23 ± 0.07	1	4.1	< 3.0
$\tau^- \rightarrow \bar{p}e^+\mu^-$	6.5	0.22 ± 0.06	0	2.2	< 2.0
$\tau^- \rightarrow \bar{p}e^-\mu^+$	6.9	0.40 ± 0.28	0	2.1	< 1.8
$\tau^- \rightarrow p\mu^-\mu^-$	4.6	1.30 ± 0.46	1	3.1	< 4.0
$\tau^- \rightarrow \bar{p}\mu^-\mu^+$	5.0	1.14 ± 0.43	0	1.5	< 1.8

listed above for a given channel are in the descending order of their contributions. While calculating the background contribution from τ decays, we use the exclusive MC samples for suppressed decays, where appropriate.

To calculate the background in the signal region, we assume a uniform background distribution along the M_{rec} axis in Fig. 2. The assumption is validated with MC samples before applying the method to data. As only a few events survive our final set of selections, it becomes a challenge to know the background shape in the $M_{\text{rec}}-\Delta E$ plane. Instead of changing our selections channel-by-channel, we release the proton identification requirement for all six channels to check the background shape in the sideband. While this alleviates the issue of low event yields, we find for $\tau^- \rightarrow p\mu^-\mu^-$ and $\bar{p}\mu^+\mu^-$ the negative ΔE region is overpopulated, mostly owing to $\pi \rightarrow \mu$ misidentification in generic τ decays. Similarly, in case of $\tau^- \rightarrow \bar{p}e^+e^-$ and $\bar{p}e^-\mu^+$ the positive ΔE region has a higher event yield coming from two-photon and radiative dimuon events. On the other hand, for all the channels the ΔE strip is found to have a uniform event density in M_{rec} . Therefore, we calculate the background yield in the signal region based on the number of events found in the ΔE strip in lieu of the full sideband. The expected numbers of background events in the signal region with uncertainties are listed in Table I for all channels.

For $\tau^- \rightarrow pe^-e^-$ and $\bar{p}e^+\mu^-$ channels, no events survive in the ΔE strip as shown in Fig. 5. In these two cases, we use the following method to get an approximate background yield in the strip. As the $\tau^- \rightarrow p\mu^-\mu^-$ channel has the most number of events, we take the ratio of events in its lower sideband with and without applying proton identification. We multiply this ratio by the number of events found in $\tau^- \rightarrow pe^-e^-$ and $\bar{p}e^+\mu^-$ without proton identification requirement to get an approximate background yield in the ΔE strip, from which the expected number of background in the signal region is calculated. We have checked that this method gives a background yield consistent with that directly obtained from the ΔE strip for other four channels.

We calculate the systematic uncertainties arising from various sources. The uncertainties due to lepton

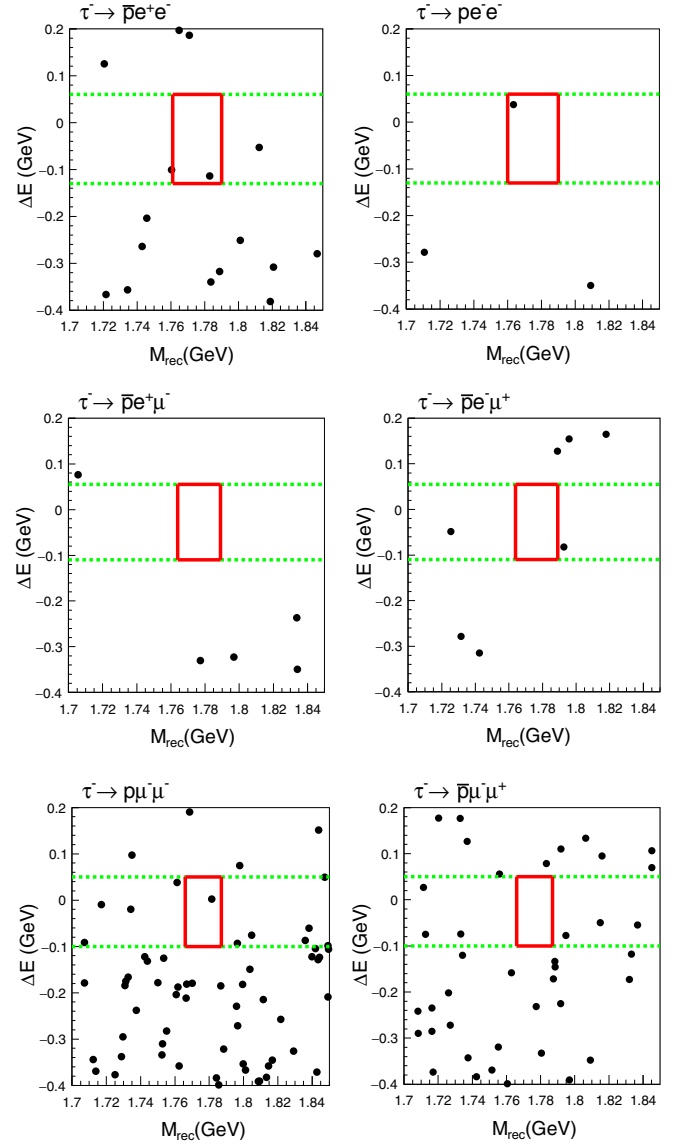


FIG. 5. $\Delta E-M_{\text{rec}}$ distributions where the red box denotes the signal region and the green ΔE strip is used to calculate the expected background. Black dots represent the data.

identification are 2.3% per electron and 2.0% per muon. Similarly, the proton identification uncertainty is 0.5%. Tracking efficiency uncertainty is 0.35% per track, totaling 1.4% for four tracks in the final state. For the systematic uncertainty due to efficiency variation, we take half of the maximum spread in efficiency with respect to its average value found in the invariant-mass variables: $M_{p\ell}$, $M_{p\ell'}$, and $M_{\ell\ell'}$. The uncertainty in the trigger efficiency studied with a dedicated trigger simulation program is found to be 1.2% [22]. All these multiplicative contributions are added in quadrature to get a total systematic uncertainty in efficiency. The uncertainty associated with integrated luminosity is 1.4%, and that due to the $e^+e^- \rightarrow \tau^+\tau^-$ cross section is 0.3%. Both contribute as an uncertainty to the

number of τ pairs used in the upper limit calculation (see below).

There is one event observed in data in each of the $\tau^- \rightarrow \bar{p}e^+e^-$, pe^-e^- , and $p\mu^-\mu^-$ channels as shown in Fig. 5. We find no events in the signal region in the case of $\tau^- \rightarrow \bar{p}e^-\mu^+$, $\bar{p}e^+\mu^-$, and $\bar{p}\mu^-\mu^+$. As the number of events observed in the signal region is consistent with the background prediction, we calculate an upper limit using the Feldman-Cousins method [28]. The 90% CL upper limit on the signal yield ($N_{\text{sig}}^{\text{UL}}$) is obtained with the POLE program [29] based on the number of observed data and expected background events, the uncertainty in background, as well as uncertainties in efficiency and number of τ pairs. The upper limit on the branching fraction is then:

$$\mathcal{B}(\tau^- \rightarrow p\mu^-\mu^-) < \frac{N_{\text{sig}}^{\text{UL}}}{2N_{\tau\tau}\epsilon}, \quad (1)$$

where the detection efficiency in the signal region (ϵ) is determined by multiplying the off-line selection efficiency by the trigger efficiency, and $N_{\tau\tau} = \sigma_{\tau\tau}\mathcal{L}_{\text{int}} = (841 \pm 12) \times 10^6$ is the number of τ pairs expected in 921 fb^{-1} of data. The trigger efficiency is about 90% for all the channels. In Table I we list results for all channels. The obtained upper limits range from 1.8×10^{-8} to 4.0×10^{-8} .

In summary, we have searched for six lepton-number- and baryon-number-violating τ decays into a proton

or an antiproton and two charged leptons using 921 fb^{-1} of data. In the case of $\tau^- \rightarrow p\mu^-\mu^-$ and $\bar{p}\mu^-\mu^+$, our limits are improved by an order of magnitude compared to LHCb [8]. For the remaining four channels, we set limits for the first time. These results would be useful in the current and future pursuits of baryon number violation.

We acknowledge fruitful discussions with and helpful suggestions from S. Mahapatra (Utkal University), E. Passemar (Indiana University), and P.S. Bhupal Dev (Washington University). We thank the KEKB group for excellent operation of the accelerator; the KEK cryogenics group for efficient solenoid operations; and the KEK computer group, the NII, and PNNL/EMSL for valuable computing and SINET5 network support. We acknowledge support from MEXT, JSPS and Nagoya's TLPRC (Japan); ARC (Australia); FWF (Austria); NSFC and CCEPP (China); MSMT (Czechia); CZF, DFG, EXC153, and VS (Germany); DAE and DST (India); INFN (Italy); MOE, MSIP, NRF, RSRI, FLRFAS project, GSDC of KISTI and KREONET/GLORIAD (Korea); MNiSW and NCN (Poland); MSHE, Agreement 14.W03.31.0026 (Russia); University of Tabuk (Saudi Arabia); ARRS (Slovenia); IKERBASQUE (Spain); SNSF (Switzerland); MOE and MOST (Taiwan); and DOE and NSF (USA).

-
- [1] Y. Fukuda *et al.* (Super-Kamiokande Collaboration), *Phys. Rev. Lett.* **81**, 1562 (1998); Q.R. Ahmad *et al.* (SNO Collaboration), *Phys. Rev. Lett.* **89**, 011301 (2002).
- [2] A. D. Sakharov, *JETP Lett.* **5**, 24 (1967), http://www.jetpletters.ac.ru/ps/1643/article_25089.shtml.
- [3] S. P. Martin, A supersymmetry primer, in *Perspectives on Supersymmetry* (World Scientific, Singapore, 1998), pp. 1–98.
- [4] H. Georgi and S. L. Glashow, *Phys. Rev. Lett.* **32**, 438 (1974).
- [5] J. D. Bekenstein, *Phys. Rev. D* **5**, 1239 (1972).
- [6] R. N. Mohapatra and R. E. Marshak, *Phys. Rev. Lett.* **44**, 1316 (1980); **44**, 1644(E) (1980).
- [7] Inclusion of charge-conjugate processes is implied unless explicitly stated otherwise.
- [8] R. Aaij *et al.* (LHCb Collaboration), *Phys. Lett. B* **724**, 36 (2013).
- [9] W. J. Marciano, *Nucl. Phys. B, Proc. Suppl.* **40**, 3 (1995).
- [10] W.-S. Hou, M. Nagashima, and A. Soddu, *Phys. Rev. D* **72**, 095001 (2005).
- [11] J. Fuentes-Martin, J. Portoles, and P. Ruiz-Femenia, *J. High Energy Phys.* **01** (2015) 134.
- [12] A. Abashian *et al.* (Belle Collaboration), *Nucl. Instrum. Methods Phys. Res., Sect. A* **479**, 117 (2002); also see Section II in J. Brodzicka *et al.*, *Prog. Theor. Exp. Phys.* **2012**, 04D001 (2012).
- [13] S. Kurokawa and E. Kikutani, *Nucl. Instrum. Methods Phys. Res., Sect. A* **499**, 1 (2003), and other papers included in this volume; T. Abe *et al.*, *Prog. Theor. Exp. Phys.* **2013**, 03A001 (2013), and following articles up to 03A011.
- [14] S. Jadach, B. Ward, and Z. Wąs, *Comput. Phys. Commun.* **130**, 260 (2000).
- [15] S. Jadach, Z. Wąs, R. Decker, and J. H. Kühn, *Comput. Phys. Commun.* **76**, 361 (1993).
- [16] T. Sjöstrand, S. Mrenna, and P. Skands, *J. High Energy Phys.* **05** (2006) 026.
- [17] E. Barberio and Z. Wąs, *Comput. Phys. Commun.* **79**, 291 (1994).
- [18] D. J. Lange, *Nucl. Instrum. Methods Phys. Res., Sect. A* **462**, 152 (2001).
- [19] S. Jadach, E. Richter-Wąs, B. F. L. Ward, and Z. Wąs, *Comput. Phys. Commun.* **70**, 305 (1992).
- [20] F. A. Berends, M. Daverveldt, and R. H. Kleiss, *Comput. Phys. Commun.* **40**, 285 (1986).
- [21] S. Uehara, [arXiv:1310.0157v1](https://arxiv.org/abs/1310.0157v1).
- [22] Y. Jin *et al.* (Belle Collaboration), *Phys. Rev. D* **100**, 071101(R) (2019).

- [23] S. Brandt, C. Peyrou, R. Sosnowski, and A. Wroblewski, *Phys. Lett.* **12**, 57 (1964); E. Farhi, *Phys. Rev. Lett.* **39**, 1587 (1977).
- [24] E. Nakano, *Nucl. Instrum. Methods Phys. Res., Sect. A* **494**, 402 (2002).
- [25] K. Hanagaki, H. Kakuno, H. Ikeda, T. Iijima, and T. Tsukamoto, *Nucl. Instrum. Methods Phys. Res., Sect. A* **485**, 490 (2002).
- [26] A. Abashian *et al.*, *Nucl. Instrum. Methods Phys. Res., Sect. A* **491**, 69 (2002).
- [27] P. A. Zyla *et al.* (Particle Data Group), *Prog. Theor. Exp. Phys.* **2020**, 083C01 (2020).
- [28] G. J. Feldman and R. D. Cousins, *Phys. Rev. D* **57**, 3873 (1998).
- [29] J. Conrad, O. Botner, A. Hallgren, and C. P. de los Heros, *Phys. Rev. D* **67**, 012002 (2003), also see <https://github.com/ftegenfe/polepp> (updated version of the POLE program).