



Effect of neutron irradiation to 0.7 and 1.4 dpa on the tensile mechanical properties and microstructure of EUROFER97 steel

Aleksandr Zinovev^{a,*}, Chih-Cheng Chang^{a,b}, Jelle Van Eyken^a, Ermile Gaganidze^c, Dmitry Terentyev^a

^a Institute for Nuclear Materials Science, Belgian Nuclear Research Centre (SCK CEN), Boeretang 200, 2400 Mol, Belgium

^b Institute of Mechanics, Materials and Civil Engineering (iMMC), Université catholique de Louvain (UCLouvain), Av. Georges Lemaître 4, 1348 Louvain-la-Neuve, Belgium

^c Karlsruhe Institute of Technology, Institute for Applied Materials, Hermann-von-Helmholtz-Platz 1, 76344 Eggenstein-Leopoldshafen, Germany

ARTICLE INFO

Keywords:

Reduced-activation material
Ferritic-martensitic steel
Irradiation hardening
Fusion
Strength
Ductility

ABSTRACT

Several grades of reduced-activation ferritic-martensitic (RAFM) steels have been proposed for fusion applications (e.g., blanket first wall) since the 1990s all over the world. Four batches of the European reference RAFM steel EUROFER97 have been produced since 1998. The RCC-MRx design code, developed, among others, for fusion reactors, currently contains a provisional section dedicated to EUROFER97, encompassing properties of the first two batches, whereas minimum three batches are required for a full qualification and final inclusion of a material into RCC-MRx. The EUROfusion project coordinates efforts to broaden the knowledge of EUROFER97 properties relevant for fusion reactors ITER and DEMO, preparing them for closing the database gaps in RCC-MRx and aggregating them in the DEMO material property handbook (MPH). Its purpose is to provide average and minimum curves of required properties according to the DEMO engineering design and manufacturing needs.

The present work reports mechanical properties and fractographic analysis of batch 4 of neutron-irradiated EUROFER97 for the first time. The measured strength and ductility are in line with the data already aggregated in the MPH. SEM investigation confirms that the dimple fracture is retained in the material after neutron irradiation up to 1.4 dpa in the temperature range 25...550 °C.

Video and Transcript to this article can be found online at <https://doi.org/10.1016/j.sctalk.2023.100214>.

* Corresponding author.

E-mail address: aleksandr.zinovev@sckcen.be (A. Zinovev).

Figures and tables

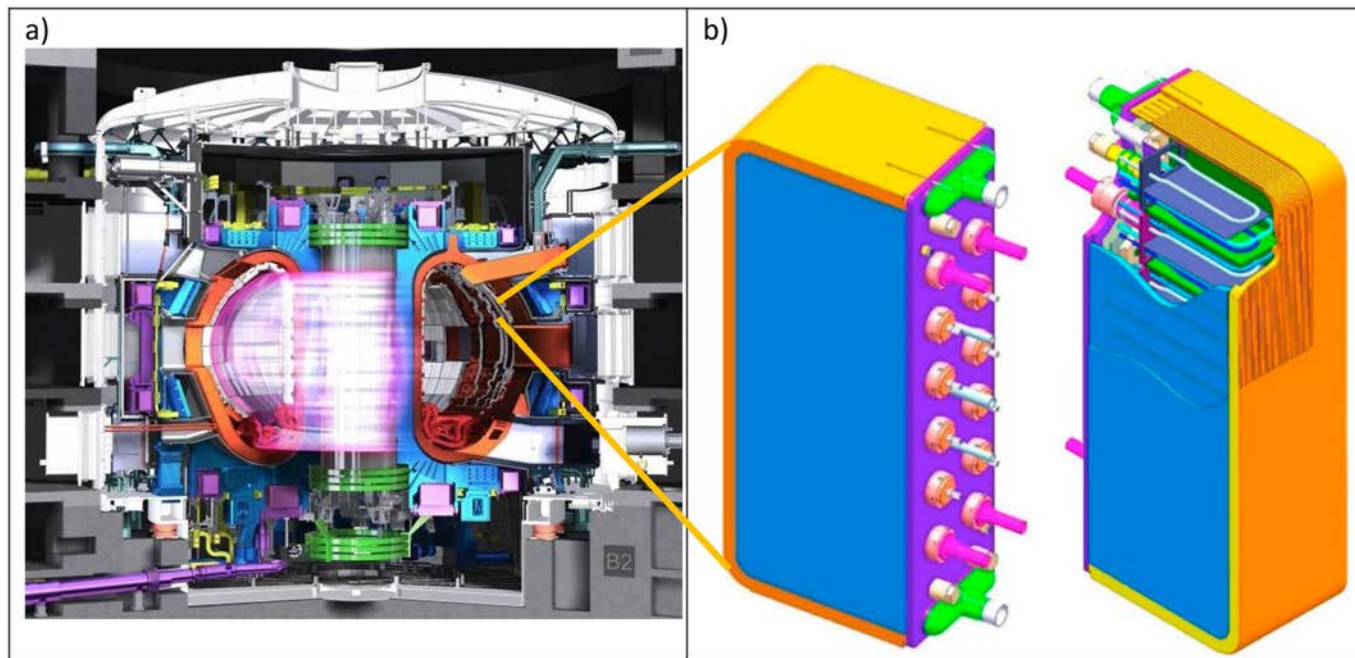


Fig. 1. (a) A cut of the 3D model of ITER, the world's largest fusion reactor under construction in France [iter.org]. (b) Design of the water cooled lithium-lead (WCLL) test blanket module (TBM) for ITER, which will be made of EUROFER97 [1].

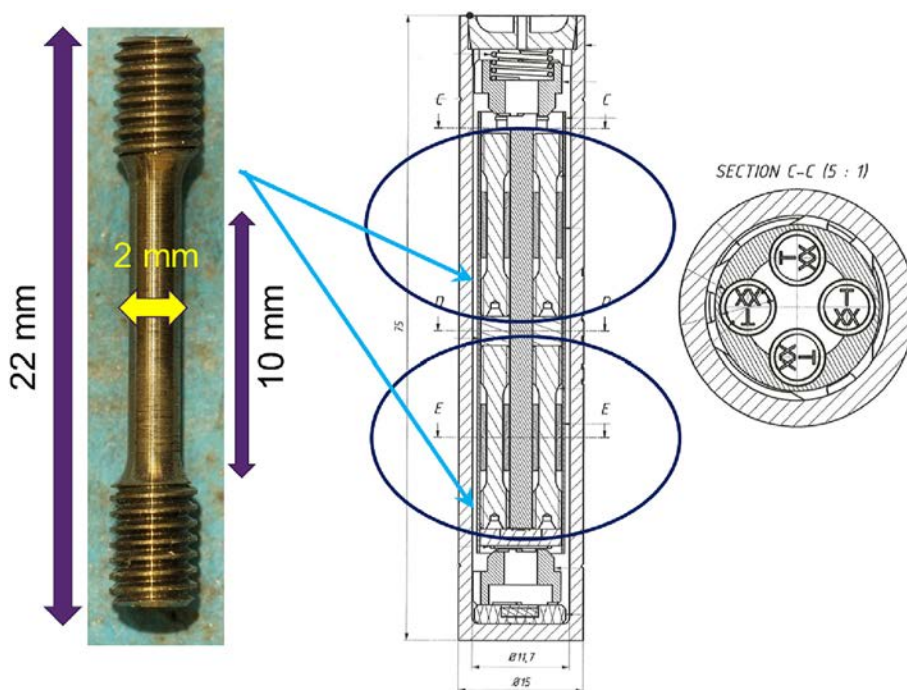


Fig. 2. Example and dimensions of the tensile specimens used in the present research (left) and a drawing of their positioning in irradiation capsules for the BR-2 reactor (center and right).



Fig. 3. Top view of the irradiation channels of the BR-2 material test reactor at SCK CEN (Belgium) [sckcen.be].

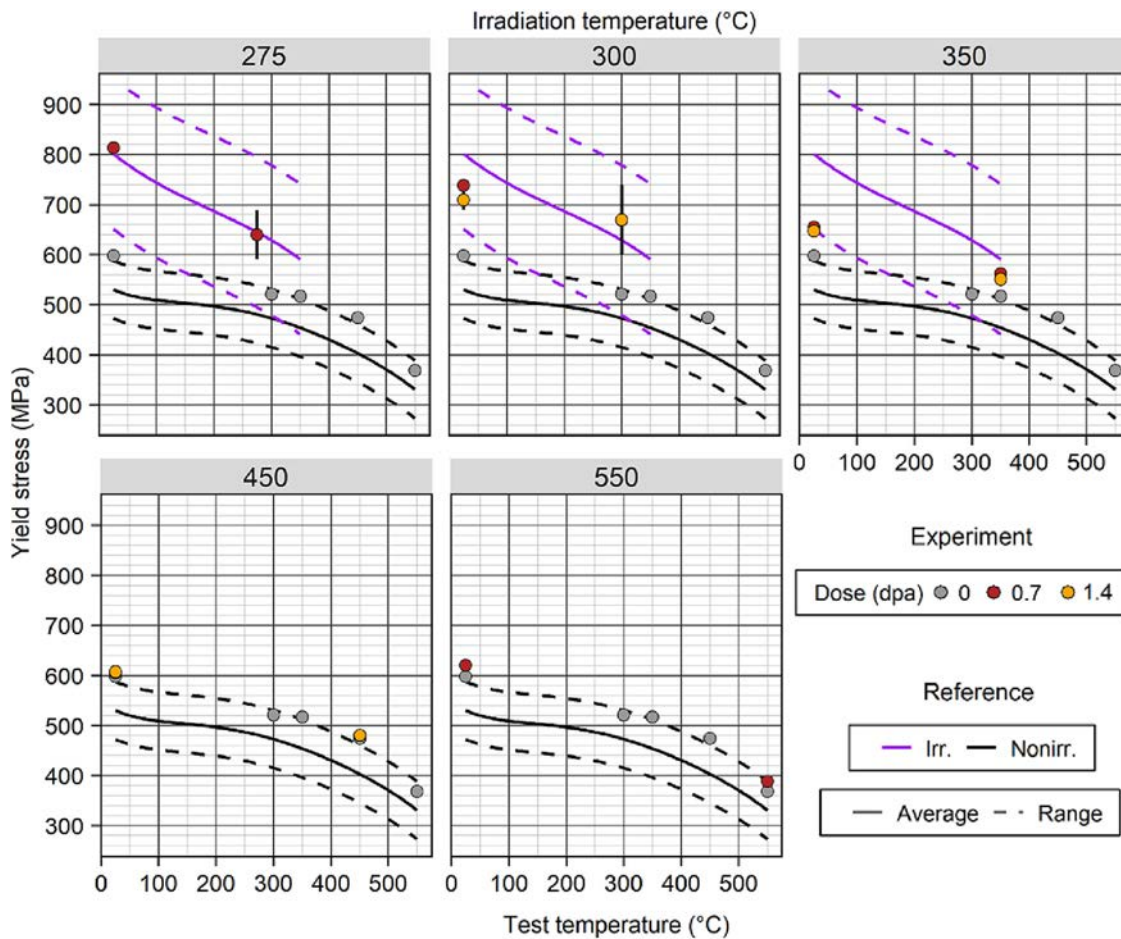


Fig. 4. Yield stress (mean) of EUROFER97 batch 4 before and after neutron irradiation compared to the reference data [2,3].

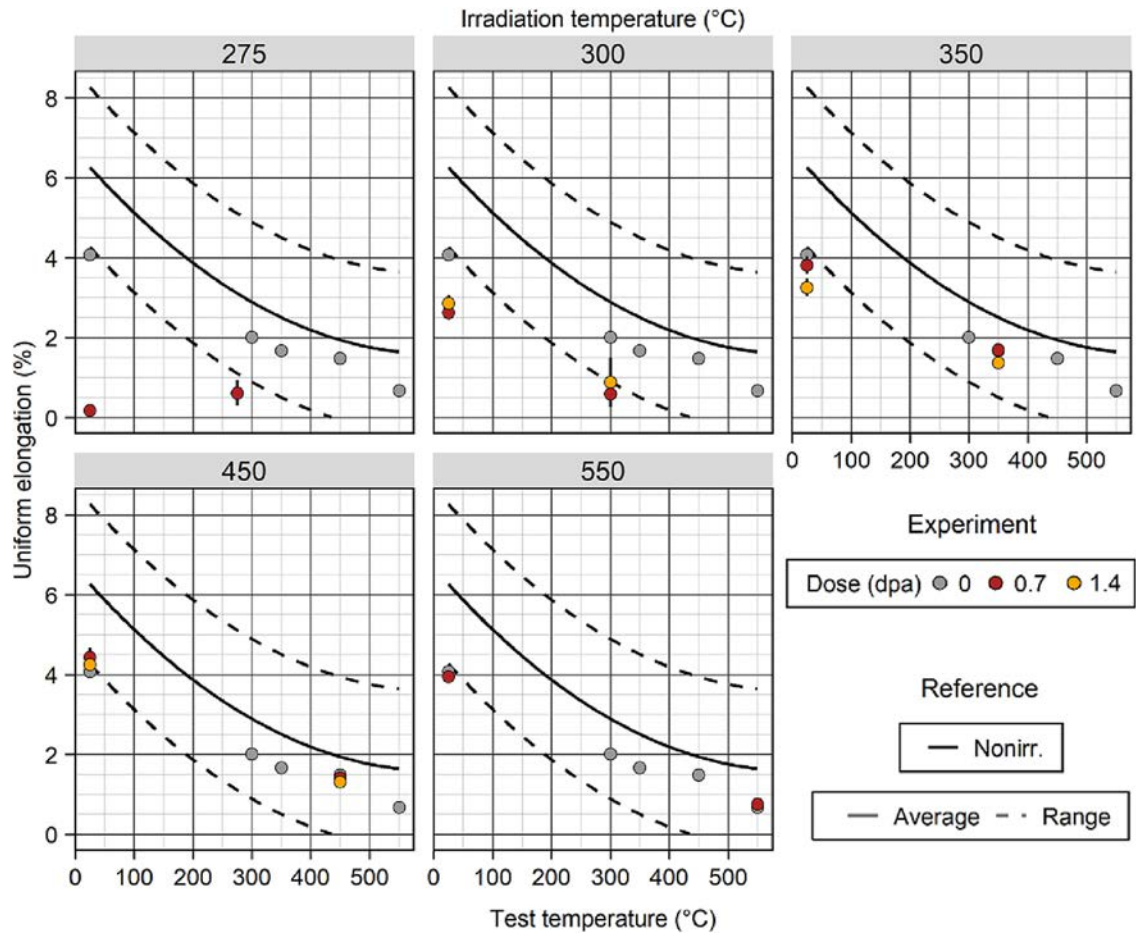


Fig. 5. Uniform elongation (mean) of EUROFER97 batch 4 before and after neutron irradiation compared to the reference data [3].




Fig. 6. Fracture surface of tested tensile specimens of EUROFER97 batch 4 tested at room temperature. Left panels – general view of the specimen cross-section. Right panels – high magnification images taken from the area marked on the left images. (a, b) Nonirradiated. (c, d) Irradiated to 1.4 dpa at 300 °C. (e, f) Irradiated to 0.7 dpa at 550 °C.

CRediT authorship contribution statement

Aleksandr Zinovev: Investigation, Visualization, Writing – original draft, Writing – review & editing. **Chih-Cheng Chang:** Investigation. **Jelle Van Eyken:** Investigation, Visualization. **Ermile Gaganidze:** Conceptualization, Methodology, Validation, Resources, Writing – review & editing. **Dmitry Terentyev:** Supervision, Project administration, Funding acquisition.

Data availability

Data will be made available on request.

Acknowledgments

This work has been carried out within the framework of the EUROfusion Consortium, funded by the European Union via the Euratom

Research and Training Programme (Grant Agreement No 101052200 — EUROfusion). Views and opinions expressed are however those of the author(s) only and do not necessarily reflect those of the European Union or the European Commission. Neither the European Union nor the European Commission can be held responsible for them.

Declaration of interests

The authors declare that they have no known competing financial interests or personal relationships that could have appeared to influence the work reported in this paper.

References

- [1] J. Aubert, G. Aiello, D. Alonso, T. Batal, R. Bouillon, S. Burles, B. Cantone, F. Cismondi, A. Del Nevo, L. Maqueda, A. Morin, E. Rodríguez, F. Rueda, M. Soldaini, J. Vallory, Design and preliminary analyses of the new water cooled Lithium lead TBM for ITER, Fusion Eng. Des. 160 (2020), 111921, <https://doi.org/10.1016/j.fusengdes.2020.111921>.

- [2] E. Gaganidze, F. Gillemot, I. Szenthe, M. Gorley, M. Rieth, E. Diegele, Development of EUROFER97 database and material property handbook, Fusion Eng. Des. 135 (2018) 9–14, <https://doi.org/10.1016/j.fusengdes.2018.06.027>.
- [3] DEMO Material Properties Handbook: EUROFER97. EUROfusion, 2018.

Further reading

- [4] M. Rieth, M. Dürrschnabel, S. Bonk, U. Jäntschi, T. Bergfeldt, J. Hoffmann, S. Antusch, E. Simondon, M. Klimenkov, C. Bonnekoh, B.-E. Ghidersa, H. Neuberger, J. Rey, C. Zeile, G. Pintsuk, G. Aiello, Technological processes for steel applications in nuclear fusion, Appl. Sci. 11 (2021) 11653, <https://doi.org/10.3390/app112411653>.
- [5] RCC-MRx, AFCEN Edition, Design and Construction Rules for Mechanical Components of Nuclear Installation, 2018.



Aleksandr Zinovev is a researcher at Belgian Nuclear Research Centre (SCK CEN) who is active in Materials Science for fusion applications. He graduated from Ufa State Aviation Technical University in 2012 and received a Ph.D. degree from Université catholique de Louvain in a joint project with SCK CEN in 2019. Currently he takes part in the characterisation of in-vessel structural materials for fusion reactors ITER and DEMO within the EUROfusion project, contributing to the evaluation and selection of engineering options allowing for their safe and reliable operation.



Chih-Cheng Chang is a PhD student enrolled in the Institute of Mechanics, Materials and Civil Engineering at UCLouvain and Belgian Nuclear Research Centre (SCK CEN). His PhD topic concerns the assessment of mechanical properties of fusion materials by micro-mechanical testing. He is currently in the last year of the PhD project focusing on the finite element method validation of application of miniaturized specimens for fracture toughness tests.



Jelle Van Eyken graduated in the field of nuclear physics at K.U. Leuven university. Currently active in the non-destructive and microstructural research department of the Belgian Nuclear Research Center (SCK CEN) since 2011. Main focus in the field electron microscopy (SEM-EDS-WDS-EBSD).



Ermile Gaganidze received his Diploma in Physics from Ivane Javakhsishvili Tbilisi State University. He earned his PhD degree from the University of Bayreuth. He worked as a scientist at Institute of Physics of the Georgian Academy of Sciences, University of Bayreuth and University of Leipzig. In 1998 he joined the Karlsruhe Institute of Technology (KIT). Currently he is a senior scientist at KIT at the Institute for Applied Materials – Mechanics of Materials and Interfaces leading a group investigating the neutron irradiation induced damage in the structural materials for fusion application.



Dmitry Terentyev has obtained master degree in Nuclear Physics in 2002 at Saint Petersburg Polytechnic University, followed by the PhD degree in 2006 issued at Université Libre de Bruxelles. Since 2014, Dr. Dmitry Terentyev leads the Fusion Research Programme at Belgian Nuclear Research Center (SCK CEN, Mol). Scientific expertise of Dr. Terentyev covers materials science, neutronic physics and computational materials modeling. Specific focus of research is made on irradiation effects in nuclear materials.