



# Impact of temperature on the role of Criegee intermediates and peroxy radicals in dimer formation from $\beta$ -pinene ozonolysis

Yiwei Gong<sup>1,2</sup>, Feng Jiang<sup>2</sup>, Yanxia Li<sup>2</sup>, Thomas Leisner<sup>2,3</sup>, and Harald Saathoff<sup>2</sup>

<sup>1</sup>Department of Atmospheric and Oceanic Sciences, School of Physics, Peking University, Beijing, China

<sup>2</sup>Institute of Meteorology and Climate Research, Karlsruhe Institute of Technology, Karlsruhe, Germany

<sup>3</sup>Institute of Environmental Physics, Heidelberg University, Heidelberg, Germany

**Correspondence:** Yiwei Gong (yiwei.gong@kit.edu) and Harald Saathoff (harald.saathoff@kit.edu)

Received: 28 June 2023 – Discussion started: 24 July 2023

Revised: 8 November 2023 – Accepted: 22 November 2023 – Published: 8 January 2024

**Abstract.** Stabilized Criegee intermediates (SCIs) and organic peroxy radicals ( $\text{RO}_2$ ) are critical in atmospheric oxidation processes and secondary organic aerosol (SOA) formation. However, the influence of temperature on their corresponding reaction mechanisms in SOA formation is unclear. Through utilizing formic acid as a SCI scavenger and regulating the ratio of hydroperoxyl radicals ( $\text{HO}_2$ ) to  $\text{RO}_2$  ( $[\text{HO}_2]/[\text{RO}_2]$ ) from  $\sim 0.3$  to  $\sim 1.9$  using different concentrations of CO, the roles of  $\text{RO}_2$  and SCIs in SOA formation were investigated from 248 to 298 K, particularly for dimer formation in  $\beta$ -pinene ozonolysis. The SOA yield increased by 21 % from 298 to 273 K, while it decreased by 40 % from 273 to 248 K. Both changing  $[\text{HO}_2]/[\text{RO}_2]$  and scavenging SCIs significantly affect SOA yield and composition. SCI reactions accounted for more than 40 % of dimer and SOA mass formation for all temperatures. Increasing  $[\text{HO}_2]/[\text{RO}_2]$  inhibited dimer and SOA formation, and this inhibition became larger with decreasing temperature. Compared to low  $[\text{HO}_2]/[\text{RO}_2]$  (0.30–0.34), the dimer abundance at high  $[\text{HO}_2]/[\text{RO}_2]$  (1.53–1.88) decreased by about 31 % at 298 K and 70 % at 248 K.  $[\text{HO}_2]/[\text{RO}_2]$  has a specific impact on SCI-controlled dimers at lower temperatures by especially influencing the  $\text{C}_9$ –SCI reactions with  $\text{RO}_2$ . The dimers formed from  $\text{C}_9$ –SCI reactions with  $\text{RO}_2$  were estimated to decrease by 61 % at high  $[\text{HO}_2]/[\text{RO}_2]$  compared to low  $[\text{HO}_2]/[\text{RO}_2]$  at 248 K. The high reactivity and substantial contribution to SOA of  $\beta$ -pinene-derived SCIs at lower temperatures observed in this study suggest that monoterpene-derived SCI reactions should be accounted for in describing colder regions of the atmosphere.

## 1 Introduction

Secondary organic aerosols (SOAs) have received considerable attention over the past decades due to their critical role in air quality and climate change (Hallquist et al., 2009; Kanakidou et al., 2005). Although significant progress has been made in understanding and modeling SOA formation and composition, the impact of temperature on the mechanism of SOA formation is still not well understood, especially for colder conditions ( $\leq 0^\circ$ ) (Porter et al., 2021). Several studies reported higher SOA yields at lower temperatures in  $\alpha$ -pinene oxidation (Jonsson et al., 2008; Pathak et al., 2007, 2008; Saathoff et al., 2009). In recent years, more

attention has been paid to the temperature impact on aerosol constituents and physicochemical properties. Ye et al. (2019) and Simon et al. (2020) reported that highly oxygenated molecules (HOMs) were less abundant at lower temperatures in  $\alpha$ -pinene oxidation due to the positive temperature dependence of autoxidation reaction (Praske et al., 2017); however, the reduction in the saturation vapor pressure at lower temperatures counteracted the chemical effect on new particle formation. Kristensen et al. (2017) reported suppressed formation of dimers at subzero temperatures. Huang et al. (2018) studied the interactions between particle composition and viscosity at 223 K. Gao et al. (2022, 2023) investigated the temperature effect on the composition and volatility

of aerosols from  $\beta$ -caryophyllene oxidation. These studies indicate that besides the impact on volatilities and partitioning, temperature impacts the chemical reaction mechanism and product formation. Although the temperature impact on HOM formation was studied, the understanding of the temperature impact on the formation pathways of other important SOA constituents such as dimers is limited. This study tries to bring some new insights into the reaction mechanisms of two kinds of reactive intermediates in the atmosphere – stabilized Criegee intermediates (SCIs) and organic peroxy radicals ( $\text{RO}_2$ ) at lower temperatures – and their further impacts on dimer and SOA formation.

It has been proven that SCIs and  $\text{RO}_2$  can react with other trace gas species and generate semi-volatility organic compounds (SVOCs) and low-volatility organic compounds (LVOCs) (Chhantyal-Pun et al., 2020a; Orlando and Tyndall, 2012). The structural diversity, short lifetime, and low concentration of SCIs and  $\text{RO}_2$  make it challenging to study their fates in the atmosphere. SCIs, formed from alkene ozonolysis, perform as an efficient oxidant for several trace species, e.g.,  $\text{SO}_2$ ,  $\text{NO}_x$ , carboxylic acids, carbonyl compounds, contributing to the formation of inorganic and organic aerosol components (Cox et al., 2020; Percival et al., 2013). SCIs' reaction properties are structure-dependent, and although much research has synthesized and studied simple SCIs containing  $\leq 3$  carbon atoms, the reactivities of larger SCIs, such as monoterpene-derived and sesquiterpene-derived SCIs, are still vague (Lin and Chao, 2017). The bimolecular reactions of simple SCIs with  $\text{SO}_2$ , carbonyl compounds, and water dimers have negative temperature dependences (Chhantyal-Pun et al., 2017; Onel et al., 2021; Smith et al., 2015; Wang et al., 2022). Lower temperatures could significantly promote the stabilization of SCIs and reduce the unimolecular decay rate of SCIs (Peltola et al., 2020; Robinson et al., 2022; Smith et al., 2016). This study provides insight into whether this can lead to a different role of SCIs in SOA formation in winter and colder regions of the atmosphere.  $\text{RO}_2$  radicals are vital in the atmospheric radical cycle, and reactions with hydroperoxyl radicals ( $\text{HO}_2$ ),  $\text{RO}_2$ , and  $\text{NO}$  are the main reaction pathways of  $\text{RO}_2$  in the atmosphere. The reactions with  $\text{HO}_2$  and  $\text{RO}_2$  are important for determining the fate of  $\text{RO}_2$  in clean areas and urban areas with  $\text{NO}$  reduction. In recent years, autoxidation has been claimed to be a competitive reaction pathway for  $\text{RO}_2$  radicals with a positive temperature dependence (Praske et al., 2017). The rate coefficient of  $\text{RO}_2 + \text{HO}_2$  is typically on the order of  $10^{-11} \text{ cm}^3 \text{ molec.}^{-1} \text{ s}^{-1}$  with a negative temperature dependence (Atkinson et al., 2006). As for  $\text{RO}_2 + \text{RO}_2$  reactions, which include the self- and cross-reactions of  $\text{RO}_2$  radicals, the rate coefficients vary over a wide range from  $10^{-17}$  to  $10^{-10} \text{ cm}^3 \text{ molec.}^{-1} \text{ s}^{-1}$  (Berndt et al., 2018a; Tomaz et al., 2021). The impact of temperature on  $\text{RO}_2 + \text{RO}_2$  reactions was reported to be dependent on  $\text{RO}_2$  structures, and there is no clear conclusion on the temperature influence on the rate coefficients and the product

branching ratios of monoterpene-derived and sesquiterpene-derived  $\text{RO}_2 + \text{RO}_2$  reactions as for now (Atkinson et al., 2006).  $[\text{HO}_2]/[\text{RO}_2]$  is not only critical in determining the fate of  $\text{RO}_2$  but also important for evaluating whether the laboratory results can be compared with realistic situations. Atmospheric  $[\text{HO}_2]/[\text{RO}_2]$  is usually larger than 1, and the modeled global surface  $[\text{HO}_2]/[\text{RO}_2]$  was reported as 2–9 in January and 0.75–2 in July (Peng et al., 2022). However, in simulation chamber or flow tube studies, without  $\text{HO}_2$  sources, the  $[\text{HO}_2]/[\text{RO}_2]$  could be significantly lower than 1, leading to  $\text{RO}_2$  radicals primarily undergoing self- or cross-reactions.

In the past few years, the generation of dimers has attracted increasing attention due to the low volatilities of dimers and is recognized as an important process in particle nucleation and growth (Donahue et al., 2012; Kristensen et al., 2013; Müller et al., 2008). Some particle-phase reactions, including hemiacetal reactions of peroxides and carbonyls, noncovalent clustering of carboxylic acids, and aldol condensation reactions, could contribute to dimer formation (Kenseth et al., 2018; Yasmeen et al., 2010). However, these pathways were not able to adequately explain the dimers observed, and gas-phase reaction pathways were proposed to be important (DeVault and Ziemann, 2021; Hasan et al., 2021). The gas-phase formation mechanisms of dimers include reactions involving SCIs and  $\text{RO}_2$  radicals and clustering of carboxylic acids (Berndt et al., 2018a; Chen et al., 2019; Kristensen et al., 2014; Valiev et al., 2019). Some field studies investigated the formation of dimers and showed potential temperature effects (Mohr et al., 2017; Yasmeen et al., 2010). The temperature dependence reported for dimer formation was contradictory due to the uncertainty in temperature impact on different formation pathways (Kristensen et al., 2020; Zhang et al., 2015). In this study, the performances of SCIs and  $\text{RO}_2$  radicals in the generation of dimers and SOA were elaborately studied from 248 to 298 K in  $\beta$ -pinene ozonolysis. Dimers' formation was particularly focused on because of their importance in particle generation and growth, as well as their role as an essential indicator for  $\text{RO}_2$  and SCI reactions. Monoterpenes are critical precursors for the generation of reactive intermediates and aerosols in the atmosphere. The oxidation of  $\alpha$ -pinene has been broadly investigated; however, different isomers of monoterpenes have different reaction mechanisms due to their molecule structures (Jenkin, 2004; Lee et al., 2006). As the second-most abundant monoterpene,  $\beta$ -pinene with a global annual emission rate of 10–50 TgC contributes to about 20% of monoterpenes and is regarded as a representative exocyclic monoterpene (Guenther et al., 2012; Sindelarova et al., 2014). Docherty and Ziemann (2003) revealed the significant influence of  $\text{RO}_2$  and SCI reactions on aerosol formation from  $\beta$ -pinene ozonolysis. With a considerable SCI yield of more than 0.4 (Nguyen et al., 2009) and slower  $\text{RO}_2$  autoxidation (Ehn et al., 2014),  $\beta$ -pinene shows different oxidation mechanisms and product formation compared to  $\alpha$ -pinene. This study investigates the

role of SCIs and RO<sub>2</sub> in dimer and SOA formation from 248 to 298 K in  $\beta$ -pinene ozonolysis, aiming to provide a more comprehensive understanding of the monoterpene oxidation in different regions of the atmosphere.

## 2 Experimental

### 2.1 Experiments

The experiments were conducted in the AIDA (Aerosol Interaction and Dynamics in the Atmosphere) simulation chamber at the Karlsruhe Institute of Technology (KIT). The AIDA chamber is a cylindrical aluminum vessel of 84.5 m<sup>3</sup> in volume. It was operated as a continuously stirred reactor with a mixing time of 1–2 min achieved by a fan located 1 m above the bottom of the chamber. The temperature inside the chamber was controlled at 298 ± 0.3, 273 ± 0.3, and 248 ± 0.3 K during this work.  $\beta$ -pinene (99 %, Alfa Aesar) was evaporated and added to the chamber with a flow of synthetic air. The initial mixing ratio of  $\beta$ -pinene at 298 K was 19.3 ± 1.2 ppb, and the initial molecule concentration of  $\beta$ -pinene in each experiment was controlled to be similar, resulting in correspondingly lower mixing ratios at lower temperatures, as illustrated in Table 1. In the experiments investigating SCI reactions, 90 ± 10 ppb of formic acid (FA; ≥ 98 %, Sigma-Aldrich) was evaporated and added before O<sub>3</sub> injection. FA was selected as a SCI scavenger because of its high efficiency of consuming SCIs with a reaction coefficient of larger than 1 × 10<sup>-10</sup> cm<sup>3</sup> molec.<sup>-1</sup> s<sup>-1</sup> (Lin and Chao, 2017). O<sub>3</sub> was generated by a silent discharge generator (Semozon 030.2, Sorbios) in pure oxygen. O<sub>3</sub> concentrations were elevated as temperature decreased due to the positive temperature dependence of the  $\beta$ -pinene ozonolysis reaction, resulting in similar ozonolysis rates at different temperatures. It should be noted that the O<sub>3</sub> level used in this chamber study was much higher than the typical ambient level for two reasons: first, for better comparison among different conditions more than 90 % of  $\beta$ -pinene was expected to be consumed in each experiment; second, a long residence time was avoided to reduce the impact of wall losses. CO (40 % in nitrogen, Basi Schöberl GmbH) was added and used as an OH radical scavenger and a precursor for HO<sub>2</sub> radicals. Different CO concentrations were used to modify the [HO<sub>2</sub>]/[RO<sub>2</sub>] as 0.30–0.34 at low [HO<sub>2</sub>]/[RO<sub>2</sub>], 1.06–1.26 at middle [HO<sub>2</sub>]/[RO<sub>2</sub>], and 1.53–1.88 at high [HO<sub>2</sub>]/[RO<sub>2</sub>]. In the following these conditions are denoted as low-[HO<sub>2</sub>]/[RO<sub>2</sub>] (L), middle-[HO<sub>2</sub>]/[RO<sub>2</sub>] (M), and high-[HO<sub>2</sub>]/[RO<sub>2</sub>] (H) conditions. The simulation results of [HO<sub>2</sub>]/[RO<sub>2</sub>] are shown in Sect. 3.1.

Before each experiment, the AIDA chamber was evacuated to around 1 Pa, flushed several times with 10 hPa of synthetic air, and filled to 1 atm with dry or humidified synthetic air. Ammonium sulfate (AS) particles (mode diameter: 235–245 nm; number concentration: 1000 cm<sup>-3</sup>) were generated by an ultrasonic nebulizer (Sinaptec NA2000), dried, and in-

troduced in each experiment as seed particles to reduce wall losses of the semi- and low-volatility products. In most experiments, to avoid the impact of water vapor on the radical chemistry and the measurements, the water vapor mixing ratio was controlled to be 1–3 ppm. The relative humidity (RH) was increased in the experiments simulating the water vapor interference in the atmosphere. Table 1 shows a summary of the experimental conditions in this study.

### 2.2 Instrumentation

The concentrations of gas-phase  $\beta$ -pinene and lightly oxidized products, such as carbonyls, were measured by a proton-transfer-reaction time-of-flight mass spectrometer (PTR-ToF-MS 4000, Ionicon Analytic GmbH). The data were analyzed by PTR viewer 3.3.12. The inlet flow was 30 standard cubic centimeters per minute (scm), and a bypass flow of 3.9 standard liters per minute (slpm) was added to reduce the residence time in the Silcosteel sampling tube. The PTR-MS was calibrated with a gas standard (Ionicon Analytic GmbH), and a transmission curve was determined to calculate the concentrations of compounds not present in the gas standard. The sensitivity of  $\beta$ -pinene was 69.7 ± 3.6 cps ppb<sup>-1</sup> for 10<sup>6</sup> cps H<sub>3</sub>O<sup>+</sup>. The O<sub>3</sub> concentrations were measured by an O<sub>3</sub> monitor (O<sub>3</sub>-41M, Environment). CO concentrations were measured by a CO monitor (NGA 2000, Rosemount Analytic). Water vapor concentrations were measured by a frost point mirror hygrometer (373LX, MBW) and in situ by a tuneable diode laser at 1370 nm (Fahey et al., 2014).

Particle size distributions and number concentrations were measured by a scanning mobility particle sizer (SMPS) consisting of a differential mobility analyzer (DMA 3071, TSI Inc.) and a condensation particle counter (CPC 3772, TSI Inc.). The sampling flow was 0.3 slpm, and the sheath airflow was 3 slpm. The diameter range measured was 13.6–736.5 nm. A high-resolution time-of-flight aerosol mass spectrometer (HR-ToF-AMS; Aerodyne Inc.) was used to measure the aerosol mass size distribution versus the vacuum aerodynamic diameter. The instrument was calibrated with ammonium nitrate particles. The PIKA v1.80C software was used to analyze the AMS data.

Gas-phase and particle-phase oxidized products were measured by the Filter Inlet for Gas and Aerosols (FI-GAERO; Aerodyne Inc.) coupled to a high-resolution time-of-flight chemical ionization mass spectrometer (HR-ToF-CIMS; Aerodyne Inc.), employing I<sup>-</sup> for ionization. Gas-phase samples were collected from the chamber through a 1/4 in. fluoroethylenepropylene (FEP) tube at 6 slpm, resulting in a sampling residence time of less than 1 s to reduce the loss in the tube. A total of 2 slpm of the gas flow went to the CIMS and was analyzed online. Particle-phase compounds were collected on PTFE filters (2  $\mu$ m, SKC Inc.) through a 1/4 in. stainless-steel tube at 6 slpm. The sampling time of each filter was typically 15–20 min, adjusted to organic

**Table 1.** Summary of experimental conditions.

Exp.	$\beta$ -pinene (ppb)	O <sub>3</sub> (ppm)	CO (ppm)*	Formic acid (ppb)	T (K)	RH (%)	[HO <sub>2</sub> ]/[RO <sub>2</sub> ]
298a	19.3 ± 1.2	0.93 ± 0.05	25	0	298 ± 0.3	< 0.1	L (low)
298b	19.3 ± 1.2	0.93 ± 0.05	100	0	298 ± 0.3	< 0.1	M (middle)
298c	19.3 ± 1.2	0.93 ± 0.05	400	0	298 ± 0.3	< 0.1	H (high)
298d	19.3 ± 1.2	0.93 ± 0.05	25	90 ± 10	298 ± 0.3	< 0.1	L
298e	19.3 ± 1.2	0.93 ± 0.05	100	90 ± 10	298 ± 0.3	< 0.1	M
298f	19.3 ± 1.2	0.93 ± 0.05	25	0	298 ± 0.3	14.7 ± 1.2	L
273a	18.2 ± 1.0	1.10 ± 0.05	23	0	273 ± 0.3	< 0.1	L
273b	18.2 ± 1.0	1.10 ± 0.05	92	0	273 ± 0.3	< 0.1	M
273c	18.2 ± 1.0	1.10 ± 0.05	366	0	273 ± 0.3	< 0.1	H
273d	18.2 ± 1.0	1.10 ± 0.05	23	90 ± 10	273 ± 0.3	< 0.1	L
273e	18.2 ± 1.0	1.10 ± 0.05	92	90 ± 10	273 ± 0.3	< 0.1	M
273f	18.2 ± 1.0	1.10 ± 0.05	23	0	273 ± 0.3	81.3 ± 1.0	L
248a	16.3 ± 0.8	1.30 ± 0.05	21	0	248 ± 0.3	< 0.1	L
248b	16.3 ± 0.8	1.30 ± 0.05	84	0	248 ± 0.3	< 0.1	M
248c	16.3 ± 0.8	1.30 ± 0.05	333	0	248 ± 0.3	< 0.1	H
248d	16.3 ± 0.8	1.30 ± 0.05	21	90 ± 10	248 ± 0.3	< 0.1	L
248e	16.3 ± 0.8	1.30 ± 0.05	84	90 ± 10	248 ± 0.3	< 0.1	M
248f	16.3 ± 0.8	1.30 ± 0.05	21	0	248 ± 0.3	70.5 ± 1.8	L

\* Uncertainty of 5%.

aerosol mass concentrations in the chamber to achieve sufficiently low and similar mass loadings on each filter of about 1  $\mu\text{g}$ .

After collection the filter samples were stored at 253 K. After the experiments these filters were heated by FIGAERO-CIMS using a flow of ultra-high-purity nitrogen as a carrier gas following a thermal desorption procedure from 296 K to a maximum temperature of 473 K with a total desorption time of 35 min. Integration of the thermal desorption profiles, i.e., thermograms, of individual compounds yields their total particle-phase signals. The data were analyzed with the Tofware software v3.1.2, and the reagent ion  $\text{I}^-$  was subtracted from the mass-to-charge ratio of all the molecules shown below. Background measurements for both the gas and particle phase were done before adding the reactants, and the background signals were subtracted from the results. All ion signals were normalized to  $10^6$  cps  $\text{I}^-$  for comparison, and particle-phase signals were also normalized to the sampling volume. Pinic acid ( $\text{C}_9\text{H}_{14}\text{O}_4$ ), as the most abundant product formed during the reaction, was used to calibrate the CIMS, and a sensitivity of  $12.6 \pm 1.5$  cps ppt<sup>-1</sup> for  $10^6$  cps  $\text{I}^-$  was observed. More details about the calibration can be found in the Supplement. In the following, we assume the same sensitivity for all compounds detected by CIMS and use signal intensity for the comparison. It should be noted that the sensitivity of pinic acid may not represent the sensitivities of all compounds measured by CIMS. Compound responses to  $\text{I}^-$ -CIMS can vary by orders of magnitude, even for similarly structured compounds (Lee et al., 2014). This calibration issue can be problematic if the species

distribution of a specified group changes as a result of the changing experimental conditions. The typical instrumentation and the schematic of the AIDA chamber are shown in Fig. S1 in the Supplement.

Since all the instruments and the filter sampling were operated at  $295 \pm 2$  K, the influence of the temperature difference on the simulation chamber needs to be considered (Gao et al., 2023). For the online measurement instruments, a bypass flow was added to reduce the residence time in the sampling tubes to be less than 10 s. Such a short residence time avoids significant particle evaporation and diminishes artifacts on online measurements. For particles collected on PTFE filters, which were later analyzed by FIGAERO-CIMS, the sampling time of each filter was 15–20 min. Due to the short residence time of about 1 s in the sampling line the filter was significantly cooled for low-temperature experiments. Before storing the filter samples in a freezer at 253 K there was also 5–10 min of handling time. Hence, we cannot rule out that some particulate compounds could evaporate during the sampling, resulting in a potential underestimation of some more volatile compounds in the particle phase for low-temperature experiments. However, considering the dry conditions of our experiments, substantial evaporation of (semi-)volatility compounds from the particle phase should be hindered due to the high viscosity of the particles.

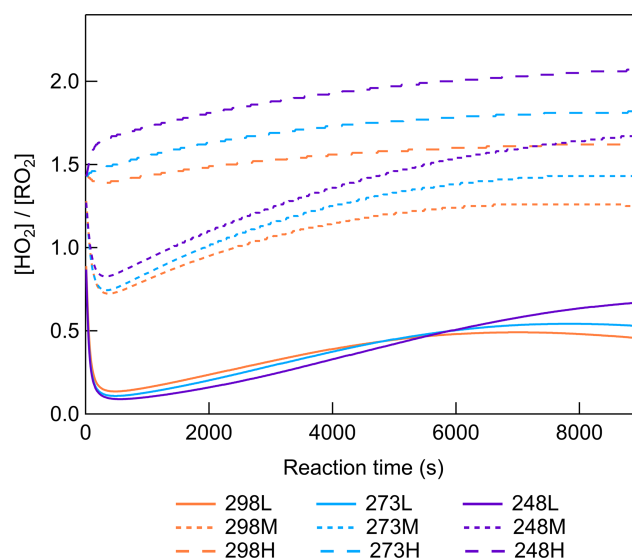


### 3 Modeling

#### 3.1 Chemical kinetic model

Here we used a box model run by the Interactive Data Language (IDL)-based EASY package to simulate the chemical kinetics of the reaction system and to determine the  $[\text{HO}_2]/[\text{RO}_2]$  selected in the experiments. The  $\beta$ -pinene reaction mechanism was taken from the Master Chemical Mechanism (MCM) v3.3.1 (<http://mcm.york.ac.uk/>, last access: 2 October 2023). Considering the previously reported Criegee intermediate (CI) formation in  $\beta$ -pinene ozonolysis and the measurement results from this study, some modifications were applied to  $\beta$ -pinene-derived CIs in modeling, which is elaborated in Sect. 4.3. By implementing these updates on CIs, the yield of stabilized  $\text{CH}_2\text{OO}$  decreases from 0.15 to 0.1, and the yield of  $\text{C}_9$ -SCIs increases from 0.1 to 0.32. The OH yield from  $\beta$ -pinene ozonolysis decreases slightly from 0.35 to 0.3. It should be noted that for  $\beta$ -pinene SCIs, only reactions with CO, NO,  $\text{NO}_2$ ,  $\text{SO}_2$ , and  $\text{H}_2\text{O}$  are concluded in MCM. When CO was used to adjust  $[\text{HO}_2]/[\text{RO}_2]$  by reacting with OH radicals, the possibility of CO reacting with SCIs needed to be estimated. The reaction coefficients of SCIs with CO are usually reported as smaller than  $10^{-18} \text{ cm}^3 \text{ molec.}^{-1} \text{ s}^{-1}$  (Eskola et al., 2018; Kumar et al., 2014, 2020; Vereecken et al., 2015), and the reaction coefficient of  $10^{-18} \text{ cm}^3 \text{ molec.}^{-1} \text{ s}^{-1}$  was applied for SCI reaction with CO in the current model. To better simulate  $\text{C}_9$ -SCIs, the unimolecular reaction with a coefficient of  $75 \text{ s}^{-1}$  and reactions with  $\text{HO}_2$  and  $\text{RO}_2$  with coefficients of  $2 \times 10^{-11} \text{ cm}^3 \text{ molec.}^{-1} \text{ s}^{-1}$  were implemented in the model, which is elaborated in Sect. 4.4. These modifications showed a limited impact on  $\text{HO}_2$  and  $\text{RO}_2$  concentrations. The modeling results shown below were derived by implementing these updates. The results showed that reaction with CO accounted for less than 1 % of SCIs at all temperatures. Another concern of using different CO concentrations was how it would influence the OH reactions in the system. The quantities of  $\beta$ -pinene consumption by reactions of OH and  $\text{O}_3$  were calculated, and the temperature did not significantly impact the oxidation pathways of  $\beta$ -pinene. At low  $[\text{HO}_2]/[\text{RO}_2]$ , the amount of  $\beta$ -pinene oxidized by OH vs.  $\text{O}_3$  was about 1 % at the end of the experiment, and this ratio increased to about 2.4 % and 6 %, respectively, under middle- and high- $[\text{HO}_2]/[\text{RO}_2]$  conditions, as shown in Fig. S3. The results indicate that even at high  $[\text{HO}_2]/[\text{RO}_2]$ , ozonolysis was still the dominant reaction pathway in the system and could account for more than 90 % of  $\beta$ -pinene oxidation.

Figure 1 shows the modeled  $[\text{HO}_2]/[\text{RO}_2]$  evolutions for different experimental conditions. With higher  $\text{HO}_2$  concentration (Fig. S4),  $\text{RO}_2$  consumption by reacting with  $\text{HO}_2$  was accelerated, resulting in lower  $\text{RO}_2$  concentration and higher  $[\text{HO}_2]/[\text{RO}_2]$ . The average  $[\text{HO}_2]/[\text{RO}_2]$  values before 7000 s of reaction time under low-, middle-, and high- $[\text{HO}_2]/[\text{RO}_2]$  conditions were calculated to be 0.34, 1.06,



**Figure 1.** Simulated  $[\text{HO}_2]/[\text{RO}_2]$  as a function of reaction time under different  $[\text{HO}_2]/[\text{RO}_2]$  conditions and at different temperatures (Exp. 298abc, 273abc, 248abc).

and 1.53 at 298 K; 0.33, 1.15, and 1.68 at 273 K; and 0.30, 1.26, and 1.88 at 248 K. This indicates that  $[\text{HO}_2]/[\text{RO}_2]$  was effectively adjusted during the reaction. In addition to the impact of CO concentration, temperature also has an influence on  $[\text{HO}_2]/[\text{RO}_2]$ . The higher  $[\text{HO}_2]/[\text{RO}_2]$  calculated for lower temperatures can be attributed to the negative temperature dependence of the  $\text{RO}_2 + \text{HO}_2$  reactions, of which the rate coefficients at 248 K are typically more than twice those at 298 K. The temperature dependence of  $\text{RO}_2 + \text{RO}_2$  reactions was not considered in the box model due to the complexity of this kind of reaction (Atkinson et al., 2006). Here the model sensitivity tests for  $\text{RO}_2 + \text{RO}_2$  reactions in  $\beta$ -pinene oxidation were carried out. For the test of the negative temperature dependence of  $\text{RO}_2 + \text{RO}_2$  reactions, the reaction coefficients of  $\text{RO}_2 + \text{RO}_2$  reactions at 273 and 248 K were modified as 1.5 and 2 times those at 298 K, referring to the variation in  $\text{HO}_2 + \text{RO}_2$  reaction coefficient at different temperatures. The results showed that compared to conditions without a temperature impact on  $\text{RO}_2 + \text{RO}_2$  reactions, the negative temperature dependence led to a decrease in simulated  $\text{RO}_2$  concentration for about 4 % and 10 % at 273 and 248 K. Conversely, when the reaction coefficients of  $\text{RO}_2 + \text{RO}_2$  reactions at 273 K and 248 K were modified as 0.75 and 0.5 times those at 298 K, the positive temperature dependence of  $\text{RO}_2 + \text{RO}_2$  caused an increase for 4 % and 10 % of simulated  $\text{RO}_2$  concentrations at 273 and 248 K. The modeling results showed that changing  $\text{RO}_2 + \text{RO}_2$  reaction coefficients within a factor of 2 for different temperature dependences could cause a limited effect on  $\text{RO}_2$  concentrations.

### 3.2 Aerosol dynamic model

The aerosol dynamic model COSIMA was used to simulate the dynamics of aerosols in the chamber (Naumann, 2003; Saathoff et al., 2009). For products formed from oxidation reactions, gas–particle partitioning and wall loss processes are calculated by this model. As for particles, the coagulation, condensation, evaporation, sedimentation deposition, and diffusion to the walls are calculated. Simulations started with a measured particle size distribution, and an example of the comparison between measured and modeled particle size distribution is shown in Fig. S5.

The AIDA walls can be considered to be an irreversible sink, especially for acidic gas-phase species and particles, which are important for determining SOA formation. Here the wall loss rates of different species were evaluated. For  $\beta$ -pinene, we observed the time variation in  $\beta$ -pinene before adding  $O_3$ , and the concentration of  $\beta$ -pinene remained constant for 2 h. Two abundant carbonyl products, nopinone and formaldehyde (HCHO), were measured, and their concentrations remained constant for 2 h, indicating that the wall loss for such kinds of carbonyl compounds could be ignored in the timescale of this study. As for  $O_3$ , it was observed that after almost all  $\beta$ -pinene was reacted, the concentration of  $O_3$  kept decreasing. Based on the decreasing tendency, the wall loss rate constants of  $O_3$  were estimated to be  $(9.0 \pm 1.0) \times 10^{-6} \text{ s}^{-1}$  at 298 K,  $(5.0 \pm 0.5) \times 10^{-6} \text{ s}^{-1}$  at 273 K, and  $(4.0 \pm 0.5) \times 10^{-6} \text{ s}^{-1}$  at 248 K. Since there is one unsaturated bond in the  $\beta$ -pinene molecule, the further  $O_3$  oxidation on the products was regarded as negligible. This procedure was supported by experiments where similar ozone wall loss rates were measured in the absence of other compounds. For organic acids, the aluminum wall acts as a significant sink. Here we calculated the wall loss rates of FA and  $C_9H_{14}O_4$  (corresponding to the formula of pinic acid and homoterpenylic acid). The wall loss rates of FA were calculated by introducing FA into a clean chamber and observing the decay. As for  $C_9H_{14}O_4$ , it was generated during the reaction, and the decay rates were calculated when more than 90 % of  $\beta$ -pinene was oxidized, and the aerosol concentration kept stable. It was estimated that the wall loss rate constant of FA was  $(2.5 \pm 0.5) \times 10^{-4} \text{ s}^{-1}$  at 298 K,  $(1.2 \pm 0.7) \times 10^{-4} \text{ s}^{-1}$  at 273 K, and  $(1.1 \pm 0.3) \times 10^{-4} \text{ s}^{-1}$  at 248 K. For  $C_9H_{14}O_4$ , the wall loss rate constants were  $(2.6 \pm 0.5) \times 10^{-4} \text{ s}^{-1}$ ,  $(1.2 \pm 0.4) \times 10^{-4} \text{ s}^{-1}$ , and  $(1.0 \pm 0.4) \times 10^{-4} \text{ s}^{-1}$  at 298, 273, and 248 K, respectively. This is consistent with a limitation of their wall loss rates by diffusion through the laminar layer at the chamber wall. The time series of gas-phase  $C_9H_{14}O_4$  before and after wall loss correction are shown in Fig. S6 for different temperatures. These wall loss rates were used in the COSIMA model to simulate the impact of vapor wall losses on SOA formation.

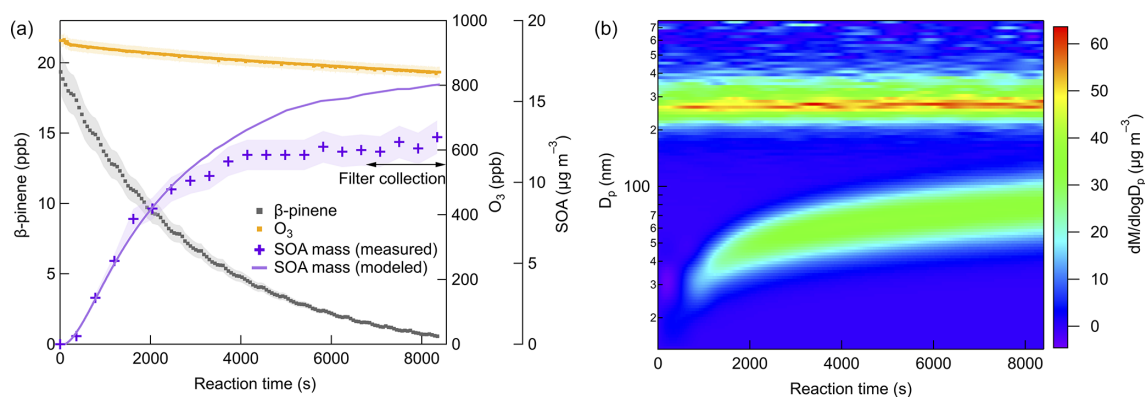
## 4 Results and discussion

### 4.1 Temperature dependence of SOA formation

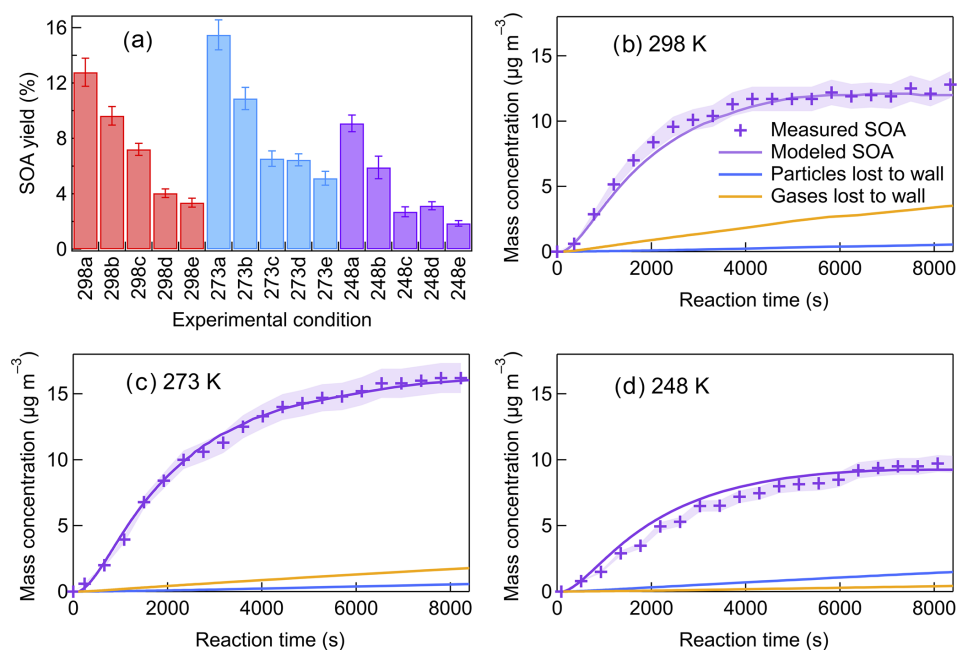
Figure 2 shows the typical evolution of  $\beta$ -pinene,  $O_3$ , SOA mass concentrations, and mass size distributions at 298 K, and the same types of plots for 273 and 248 K are shown in the Supplement. The line in Fig. 2a represents the SOA mass concentration simulated by the aerosol dynamic model after wall loss correction. With the reaction proceeding, the SOA mass concentration successively increased and reached stable values as a result of both the SOA formation and wall loss processes. In most cases, filter samples were collected after 7000 s, when more than 90 % of  $\beta$ -pinene was consumed, ensuring that the quantities of  $\beta$ -pinene oxidized were similar under different experimental conditions. Although seed particles were added as a condensational sink, new particle formation still occurred due to the formation of low-volatility products with a strong nucleation capability. The effective density of SOA is determined by comparing the mass and volume size distribution measured by SMPS and AMS, respectively (DeCarlo et al., 2004). The density of SOA formed from  $\beta$ -pinene ozonolysis was calculated as  $1.28 \pm 0.09 \text{ g cm}^{-3}$ , which is in agreement with previously reported values (Bahreini et al., 2005; Kostenidou et al., 2007). The effect of temperature on SOA density was found to be not significant. More details on SOA density calculation are provided in the Supplement.

The SOA yields are calculated as ratio of the SOA mass concentration ( $\mu\text{g m}^{-3}$ ) versus the mass concentration of  $\beta$ -pinene reacted ( $\mu\text{g m}^{-3}$ ). The SOA yields measured for different experimental conditions are shown in Fig. 3a. The aerosol dynamic model calculations of the particles lost and gases lost to the walls are shown in Fig. 3 for different temperatures. The results demonstrated that the particles lost to the walls accounted for less than 10 % of the SOA mass concentrations at all temperatures within the timescale of the experiment. The mass of gases lost to the walls was largest at 298 K, about 25.5 % of the total SOA mass, and the wall loss effect of gases became smaller with decreasing temperature. The calculated SOA yield at 298 K and low  $[\text{HO}_2]/[\text{RO}_2]$  was  $(12.8 \pm 1.0) \%$  and around 16.8 % after wall loss correction, which was in the range of previously reported SOA yield for  $\beta$ -pinene ozonolysis (Table S1). When the temperature decreased to 273 K, the SOA yield increased to  $(15.5 \pm 1.1) \%$  (19.0 % after wall loss correction) at low  $[\text{HO}_2]/[\text{RO}_2]$ . With the temperature further decreasing to 248 K, the SOA yield decreased to  $(9.1 \pm 0.6) \%$  (11.6 % after wall loss correction). The impact of temperature on SOA formation in  $\beta$ -pinene ozonolysis was found to be not monotonic. Such a temperature dependence of SOA formation was also observed in  $\beta$ -pinene ozonolysis in von Hessberg et al. (2009) from 263 to 303 K.

Increasing  $[\text{HO}_2]/[\text{RO}_2]$  leads to reduced SOA formation at all temperatures, indicating that in  $\beta$ -pinene ozonolysis,



**Figure 2.** Time series of (a)  $\beta$ -pinene mixing ratio,  $O_3$  mixing ratio, measured SOA mass concentrations, and simulated SOA mass concentrations after wall loss correction. (b) Particle mass size distributions ( $dM/d\log D_p$ ) at 298 K (Exp. 298a).



**Figure 3.** (a) SOA yields under different experimental conditions (a–c: increasing  $[HO_2]/[RO_2]$ ; d, e: scavenging SCIs). Measured and modeled SOA mass concentrations and the wall losses of particles and gases at (b) 298 K, (c) 273 K, and (d) 248 K (Exp. 298a, 273a, 248a).

$RO_2 + RO_2$  reactions contribute more to SVOC and LVOC formation compared to  $RO_2 + HO_2$  reactions.  $[HO_2]/[RO_2]$  was changed by using different concentrations of CO, resulting in different concentrations of  $HO_2$  radicals. Higher  $HO_2$  concentrations led to a larger sink for  $RO_2$  radicals and consequently a lower  $RO_2$  concentration. Additionally, changing  $[HO_2]/[RO_2]$  impacts the branching ratios of product formation from  $RO_2$  reactions. Reaction with  $HO_2$  is a chain termination for  $RO_2$  radicals, leading to the formation of more volatile products, while reactions with  $RO_2$  can be chain termination or chain propagation processes. Docherty and Ziemann (2003) proposed that the formation of pinic acid in  $\beta$ -pinene oxidation was inhibited by the increasing  $[HO_2]/[RO_2]$  as the formation pathway of pinic acid in-

involved a series of  $RO_2$  chain propagation reactions. The inhibition of increasing  $[HO_2]/[RO_2]$  on pinic acid formation was also observed in this study for all temperatures. The gas-phase composition shown in Fig. S9 demonstrates that most gas-phase products observed in this study are monomers and smaller molecules, while gas-phase dimers only account for a small fraction. Figure 4 shows the volatility distribution of gas-phase products at different  $[HO_2]/[RO_2]$ . Although increasing  $[HO_2]/[RO_2]$  promoted the formation of several compounds, the suppression of increasing  $[HO_2]/[RO_2]$  on gas-phase products observed from CIMS was more obvious. The relative inhibition of increasing  $[HO_2]/[RO_2]$  on gas-phase products was more significant at 273 and 248 K compared to 298 K. The shift in the volatility classes with de-

creasing temperature results in the shifts in some gas-phase compounds to lower volatility classes. This could partly explain the larger inhibition effect of increasing  $[\text{HO}_2]/[\text{RO}_2]$  on SOA yield at lower temperatures.

Compared to low- $[\text{HO}_2]/[\text{RO}_2]$  conditions, the SOA yield decreased by 25 %–35 % for middle- $[\text{HO}_2]/[\text{RO}_2]$  conditions and 45 %–70 % for high- $[\text{HO}_2]/[\text{RO}_2]$  conditions. The suppression of increasing  $[\text{HO}_2]/[\text{RO}_2]$  on SOA formation was larger at lower temperatures. Scavenging SCIs inhibited SOA formation substantially at all temperatures, with decreasing SOA yields in the range of 50 %–70 %. To avoid unwanted particle-phase reactions and interference on the gas-phase CIMS measurement caused by the extremely high FA concentration, we added moderate concentrations of FA. Since the reaction coefficients of  $\beta$ -pinene-derived  $\text{C}_9$ -SCIs are not clear, it is difficult to calculate the proportion of the scavenged SCIs directly. In SCI scavenging experiments more than 70 % of the gas-phase dimers were diminished for all temperatures, based on which we estimated that more than 70 % of  $\text{C}_9$ -SCIs were scavenged. The results showed the importance of SCIs and  $\text{RO}_2$  in SOA formation from 248 to 298 K, and their reaction mechanisms and product formation deserve further analysis.

## 4.2 SOA composition and abundance of dimers

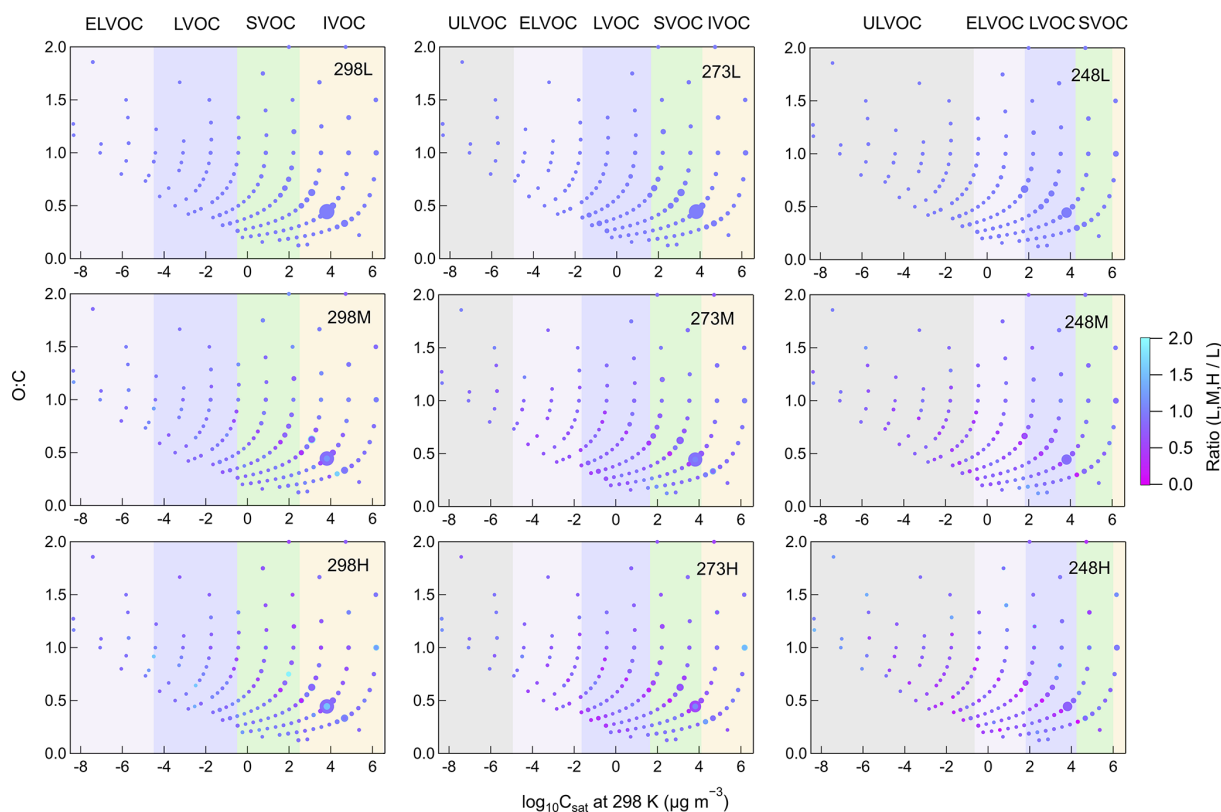
Monomers with molecule formulas of  $\text{C}_{8-10}\text{H}_{8-20}\text{O}_{3-10}$  and dimers with molecule formulas of  $\text{C}_{16-20}\text{H}_{22-40}\text{O}_{4-12}$  were identified by FIGAERO-CIMS in the particle phase. The normalized signals of all particulate  $\text{C}_x\text{H}_y\text{O}_z$  are shown in Fig. S10. Monomers and dimers usually account for 54 %–64 % and 12 %–20 % of total particle-phase signal intensities. Fractions of different dimer species are shown in Fig. 5a. The  $\text{C}_{20}$  dimers had a lower abundance accounting for only  $\sim 5$  % of all dimers. This can be explained by the fact that the major SCIs and  $\text{RO}_2$  formed from  $\beta$ -pinene ozonolysis contain eight or nine carbon atoms. The fractions of  $\text{C}_{17}$ ,  $\text{C}_{18}$ , and  $\text{C}_{19}$  dimers were 30 %–40 %, 20 %–40 %, and 10 %–20 % in total dimers. For  $\text{C}_{16}$  dimers, their fraction in dimers decreased from 25 %–40 % at 298 K to  $\sim 10$  % at 248 K. Since we could not calibrate the sensitivity of our CIMS for dimers, assuming a similar sensitivity to that of pinic acid, the contribution of dimers to the SOA mass was estimated to be 17 %–21 %. As for monomers, the  $\text{C}_8$  and  $\text{C}_9$  products were major contributors, which accounted for about 55 % and 35 % of monomers.  $\text{C}_{10}$  products usually accounted for less than 10 % of total particulate monomers because  $\text{C}_{10}$  monomers mainly formed from  $\beta$ -pinene reaction with OH. The fractions of  $\text{C}_{8-10}$  monomers in total particulate composition were similar under different temperature conditions.

The impact of  $[\text{HO}_2]/[\text{RO}_2]$  on gas-phase dimers is shown in Fig. S11, demonstrating that the dimers formed from  $\text{RO}_2 + \text{RO}_2$  reactions in the gas phase were inhibited with increasing  $[\text{HO}_2]/[\text{RO}_2]$ . The relative inhibition was more significant at 273 and 248 K than at 298 K. Scavenging SCIs

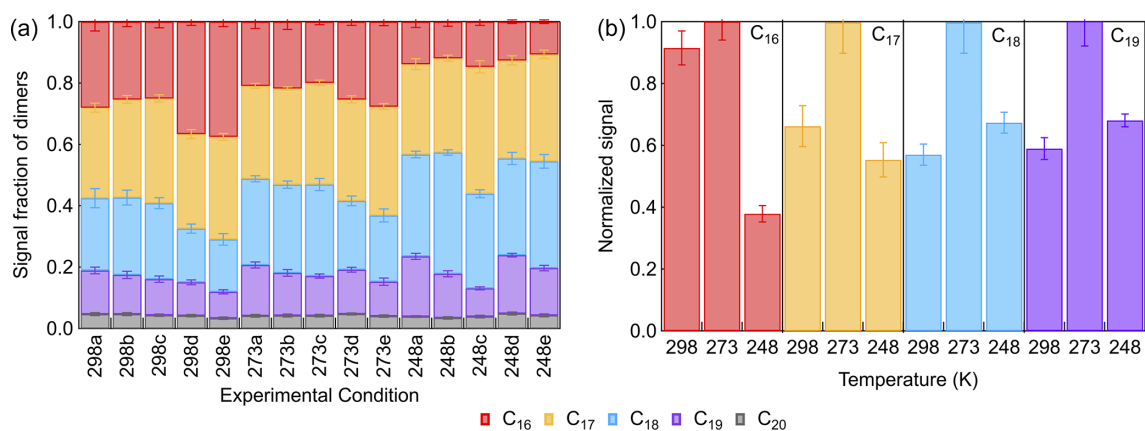
resulted in significant suppression of gas-phase dimers for all temperatures, as shown in Fig. S12, indicating that dimer formation from gas-phase SCI reactions was hindered. Since the volatilities of these dimers are presumably sufficiently low enough, they should be primarily in the particle phase even at 298 K, which is in agreement with the FIGAERO-CIMS measurement in both phases. The changing of gas-phase formation pathways of dimers also had a significant impact on particulate dimers, which is shown in Fig. S13. The linear correlation between monomers and dimers in the gas phase shown in Fig. S14 indicates that the dimers identified here are not formed from the clustering of closed-shell monomers. Similar observations were reported for  $\alpha$ -pinene oxidation (Zhao et al., 2018). Some particle-phase reactions are reported to influence the formation and decomposition of dimers (Pospisilova et al., 2020; Renbaum-Wolff et al., 2013). Most of our experiments were conducted under dry conditions, leading to a relatively high viscosity of the aerosols and slow particle-phase diffusion. Hence, the potential impact of particle-phase reactions on dimers was limited. We also observed a linear correlation between the particle-phase dimers and monomers, as shown in Fig. S15, which suggested that the contribution of particle-phase clustering of monomers to the dimers observed in this study was limited. Although the contribution of particle-phase reactions to dimers cannot be excluded completely, our observations can be explained well by gas-phase reactions.

Figure 5b shows the temperature dependence of the relative abundance of  $\text{C}_{16-19}$  dimers at low  $[\text{HO}_2]/[\text{RO}_2]$ , indicating that differences exist in their formation mechanisms. For  $\text{C}_{16}$  dimers, their abundances at 298 and 273 K were similar, while they decreased by more than 60 % at 248 K, suggesting that the major formation pathway of  $\text{C}_{16}$  dimers was inhibited to a large extent. For  $\text{C}_{17-19}$  dimers, their formation showed an increase of about 40 % when temperature decreased from 298 to 273 K. When the temperature further decreased to 248 K,  $\text{C}_{17}$  dimers decreased by about 45 %, and  $\text{C}_{18}$  and  $\text{C}_{19}$  dimers decreased by about 35 %, indicating that lower temperature also influenced the formation pathways of  $\text{C}_{17-19}$  dimers. The gas-phase dimers account for less than 5 % of the total gas- and particle-phase dimer signals, which means that most dimers have sufficiently low vapor pressures and primarily stay in the particle phase even at 298 K. Due to their low gas-phase concentrations potential wall losses via the gas phase can have only a small impact. In addition, the wall loss of particle mass was usually calculated to be below 10 %, suggesting that the wall loss effect on the particulate dimers can be regarded as of limited importance. Therefore, changes in these particulate dimers with temperature can be mainly attributed to the impact of temperature on their formation pathways. One possible reason for the inhibition of dimers' formation at 248 K is the temperature impact on HOM formation, since the autoxidation rate coefficients are prompted rapidly by increasing temperature (Praske et al., 2017). Ehn et al. (2014) reported that the formation of





**Figure 4.** Volatility distribution of gas-phase products for different temperatures and  $[\text{HO}_2]/[\text{RO}_2]$  (Exp. 298abc, 273abc, 248abc). Markers are sized by the square root of their relative abundance and colored by the ratio of signals at different  $[\text{HO}_2]/[\text{RO}_2]$  versus signals at low  $[\text{HO}_2]/[\text{RO}_2]$  at each temperature. From left to right, colored bands in the background represent the volatility classes of ultra low-volatility organic compounds (ULVOCs), extremely low-volatility organic compounds (ELVOCs), low-volatility organic compounds (LVOCs), semi-volatility organic compounds (SVOCs), and intermediate-volatility organic compounds (IVOCs). These volatility classes are defined for 298 K and shift with temperature according to the Clausius–Clapeyron equation.



**Figure 5.** (a) Fractions of different dimer species of all particle-phase dimers (a–c: increasing  $[\text{HO}_2]/[\text{RO}_2]$ ; d, e: scavenging SCIs). (b) Temperature dependence of the relative abundance of different dimers (Exp. 298a, 273a, 248a).

HOMs, which could also be regarded as extremely low-volatility organic compounds (ELVOCs), was about 2 orders of magnitude lower in  $\beta$ -pinene ozonolysis than in  $\alpha$ -pinene ozonolysis. In this study, the HOMs observed (monomers

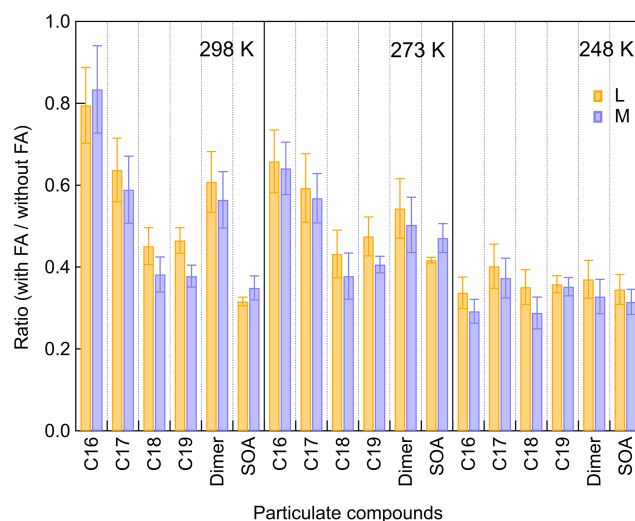
with 6–10 and dimers with 8–12 oxygen atoms) were a small part of the total particle-phase monomers' and dimers' signal, indicating that the decreasing autoxidation rate at lower temperatures could not fully explain the suppression of dimer

formation below 273 K. In the next section, we discuss the contribution of other formation pathways to dimers.

It is noted that some monomers show two peaks in their thermograms. Figure S16 shows the thermograms of two abundant monomers formed during the reaction, i.e.,  $C_8H_{12}O_4$  (corresponding to the formula of terpenylic acid) and  $C_9H_{14}O_4$  (corresponding to the formula of pinic acid and homoterpenylic acid). Lopez-Hilfike et al. (2015) measured similar thermograms of  $C_8H_{12}O_4$  and  $C_9H_{14}O_4$  from aerosols generated in  $\alpha$ -pinene oxidation, and they claimed that according to their calibrated desorption–temperature relation, it was unlikely that such a big difference existed between the vapor pressures of isomers, suggesting that the thermal decomposition of some unstable oligomers, which probably contained noncovalent bonds, contributed to the second desorption peak. We estimated that the fraction of the second peak in the thermograms of  $C_8H_{12}O_4$  and  $C_9H_{14}O_4$  accounted for 30 %–50 %. The thermograms of two abundant dimers  $C_{17}H_{26}O_8$  and  $C_{18}H_{28}O_6$  are shown in the figure for comparison. These two dimers showed one peak in their thermograms, in which the desorption temperatures corresponding to the peak signal ( $T_{max}$ ) were around 100 °C. Although a small fraction of the dimers showed double peaks in their thermograms, the fraction of the second peak in the total signal was usually less than 35 %. Due to the thermal decomposition of some unstable dimers, the signal fraction of dimers in  $C_xH_yO_z$  reported in this study represents a lower limit. The sum thermograms at different temperatures are shown in Fig. S17, and the  $T_{max}$  values of all the monomers and dimers are summarized in Table S2.

#### 4.3 Chemistry of SCIs and their impact on dimers

The scavenging of SCIs leads to a reduction of more than 40 % in total dimers from 248 to 298 K (Fig. 6), indicating the significant contribution of  $\beta$ -pinene-derived SCIs to dimer formation. After the addition of  $O_3$  to  $\beta$ -pinene, the primary ozonide generates and usually has two decomposition pathways. One leads to excited  $C_9$ -CIs and HCHO, and the other forms excited  $CH_2OO$  and nopinone. In previous studies, the formation of excited  $C_9$ -CIs was reported to be the primary pathway, which could account for 80 %–90 % of the primary ozonide decomposition (Ma and Marston, 2008; Nguyen et al., 2009). Figure S18 shows the formation of HCHO and nopinone as a function of reacted  $\beta$ -pinene at different  $[HO_2]/[RO_2]$  for all temperatures. The formation of both HCHO and nopinone shows good linear correlation with  $\beta$ -pinene reacted. Different  $[HO_2]/[RO_2]$  caused by different CO concentrations did not influence HCHO and nopinone formation, confirming that the CO reaction with SCIs was negligible in this study. No obvious temperature impact on HCHO and nopinone formation was observed, indicating that temperature did not influence the early reaction steps of CIs' generation. The molar yields of HCHO and nopinone are calculated as  $0.63 \pm 0.06$  and  $0.16 \pm 0.02$ , which are in the



**Figure 6.** The relative changes in particulate dimer and SOA yields after scavenging SCIs at low (L) and middle (M)  $[HO_2]/[RO_2]$  (Exp. 298de, 273de, 248de).

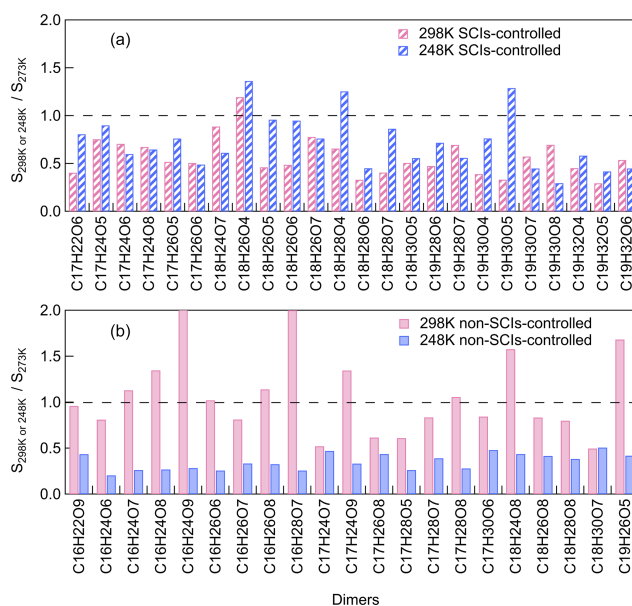
range of values reported previously in Table S3 (Elayan et al., 2019; Lee et al., 2006; Winterhalter et al., 2000). Considering the yields of HCHO and nopinone observed in this study and the values suggested in previous studies, the branching ratios of the formation of the excited  $C_9$ -CIs and the excited  $CH_2OO$  from ozonide decomposition were modified from 0.6 and 0.4 to 0.8 and 0.2 in the MCM mechanism. It was reported that the yield of  $C_9$ -SCIs was about 0.35 in  $\beta$ -pinene ozonolysis, and the yield of stabilized  $CH_2OO$  was about 0.1 (Ahrens et al., 2014; Winterhalter et al., 2000; Zhang and Zhang, 2005). Based on this the branching ratios of forming  $C_9$ -SCIs and stabilized  $CH_2OO$  from excited Criegee intermediates (ECIs) were adjusted to be 0.4 and 0.5. Another important reaction pathway of ECIs is isomerization and decomposition, forming OH radicals. The OH yield from  $\beta$ -pinene ozonolysis was reported to be about 0.3, which is half of that from  $\alpha$ -pinene ozonolysis (Atkinson et al., 1992; Nguyen et al., 2009). Table S4 shows the summary of the main updates to the formation of  $\beta$ -pinene-derived CIs in the MCM mechanism.

Scavenging of SCIs led to a significant suppression of dimer and SOA formation for different  $[HO_2]/[RO_2]$  conditions, as shown by Fig. 6. The addition of a SCI scavenger was reported to lead to a decrease in  $RO_2$  concentrations in the range of 11 %–17 %, which was not critical for the results (Berndt et al., 2018b). At all temperatures, more than 50 % of SOA formation was inhibited by scavenging SCIs, while dimers showed different temperature dependences. For  $C_{18}$  and  $C_{19}$  dimers, their decreases by scavenging SCIs were more than 50 % at all temperatures, indicating that SCI reactions are always a dominant source for  $C_{18}$  and  $C_{19}$  dimers. For  $C_{16}$  and  $C_{17}$  dimers, and especially for  $C_{16}$  dimers, the impact of scavenging SCIs varied with tempera-

ture. At 298 K, the scavenging of SCIs showed a limited impact on C<sub>16</sub> dimers' generation, with about a 20 % decrease. With the temperature decreasing, the relative contribution of SCI reactions for C<sub>16</sub> dimer formation became larger. Considering the inhibited formation of C<sub>16</sub> dimers at lower temperatures, it was established that the main formation pathway of C<sub>16</sub> dimers was largely limited at low temperatures, resulting in an increase in the relative importance of SCI reactions in C<sub>16</sub> dimer formation.

To further investigate the dimer formation mechanism through the SCI reaction channel at different temperatures, the contribution of SCIs to individual dimers was paid attention to. The most abundant dimers C<sub>16–19</sub>H<sub>22–32</sub>O<sub>5–9</sub> (C<sub>16</sub>H<sub>22–28</sub>O<sub>6–9</sub>, C<sub>17</sub>H<sub>22–30</sub>O<sub>5–9</sub>, C<sub>18</sub>H<sub>24–30</sub>O<sub>4–8</sub>, C<sub>19</sub>H<sub>26–32</sub>O<sub>5–8</sub>), which accounted for more than 70 % of total dimer signals, were selected for further analysis of their formation mechanisms. For this purpose, we defined a dimer that was suppressed by  $\geq 50\%$  when scavenging SCIs at all temperatures as a SCI-controlled dimer. For these selective abundant dimers, most of C<sub>18</sub> and C<sub>19</sub> dimers and half of C<sub>17</sub> dimers are SCI-controlled, while none of the C<sub>16</sub> dimers are mainly contributed by SCI reactions. C<sub>9</sub>–SCIs contributed to C<sub>17–19</sub> dimers through reacting with C<sub>8–10</sub> products, which were more abundant in the gas phase compared to C<sub>7</sub> products. Figure 7 shows the relative changes in SCI-controlled and non-SCI-controlled abundant dimers at 298 or 248 K versus 273 K. For the dimers mainly controlled by SCI reactions, more than half of them showed higher abundances at 248 than at 298 K, suggesting that the contribution of SCI reactions to these dimers was not suppressed, even though the gas-phase oxidized monomers' concentrations were lowest at 248 K. For non-SCI-controlled dimers, they usually had much higher formation at 298 than 248 K. The results demonstrate the importance of SCIs in contributing to dimer and SOA formation at lower temperatures.

When considering the SOA formation potential of SCIs in the atmosphere, one limiting factor is the water vapor concentration. Although the reaction coefficient between SCIs and H<sub>2</sub>O is not fast, and this reaction depends on the structure of SCIs, it is still one of the most important sinks for SCIs due to the high concentrations of water vapor in the atmosphere (Lin and Chao, 2017). Through raising RH to 15 % at 298 K (H<sub>2</sub>O:  $1.15 \times 10^{17}$  molec. cm<sup>-3</sup>) and 80 % at 273 K (H<sub>2</sub>O:  $1.29 \times 10^{17}$  molec. cm<sup>-3</sup>), about 40 % inhibition of dimers' formation was observed. When increasing RH to 70 % at 248 K (H<sub>2</sub>O:  $1.73 \times 10^{16}$  molec. cm<sup>-3</sup>), there was no obvious suppression of dimers, suggesting that the contribution of  $\beta$ -pinene to atmospheric SCIs and dimers could be more important in colder regions because of the lower water vapor concentration. The water vapor concentration could also influence the peroxy radical chemistry, while here this issue was not analyzed in detail.



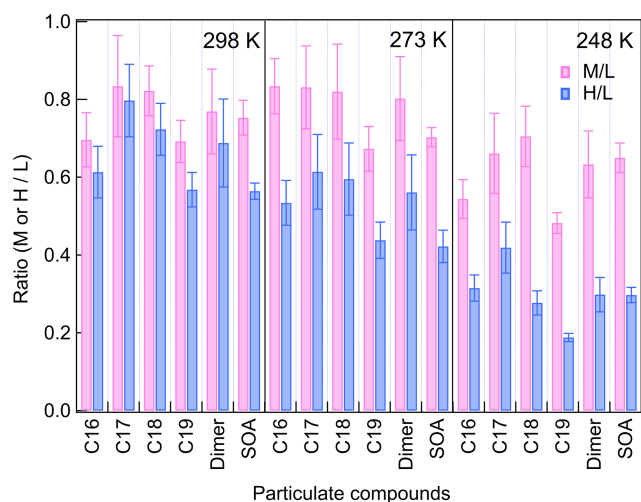
**Figure 7.** The relative changes in (a) SCI-controlled and (b) non-SCI-controlled abundant dimers at 298 or 248 K versus 273 K (the relative standard deviations are within 25 %; Exp. 298a, 273a, 248a).

#### 4.4 Specific [HO<sub>2</sub>]/[RO<sub>2</sub>] impact at lower temperatures

The changing [HO<sub>2</sub>]/[RO<sub>2</sub>] showed a significant impact on dimer formation, especially for lower temperatures, suggesting the influence of lower temperatures on RO<sub>2</sub> reactions. The relative changes in particulate dimers and SOA with increasing [HO<sub>2</sub>]/[RO<sub>2</sub>] are shown in Fig. 8, which illustrates that the formation of dimers becomes more sensitive to [HO<sub>2</sub>]/[RO<sub>2</sub>] changes at lower temperatures. At 298 K, the decrease in dimers was within 10 % from middle [HO<sub>2</sub>]/[RO<sub>2</sub>] to high [HO<sub>2</sub>]/[RO<sub>2</sub>], and this value increased to about 20 % and 30 % at 273 and 248 K, respectively. At high [HO<sub>2</sub>]/[RO<sub>2</sub>], the dimer abundances were about 69 %, 56 %, and 30 % of those at low [HO<sub>2</sub>]/[RO<sub>2</sub>] at 298, 273, and 248 K, respectively. [HO<sub>2</sub>]/[RO<sub>2</sub>] impacted the gas-phase dimer formation from RO<sub>2</sub>+RO<sub>2</sub> reactions as follows:

$$[\text{ROOR}] = \gamma \cdot [\text{RO}_2]^2, \quad (1)$$

where [RO<sub>2</sub>] is the concentration of RO<sub>2</sub> in the gas phase, [ROOR] is the concentration of dimers formed in the gas phase and quickly partitioned to the particle phase, and  $\gamma$  is the branching ratio of dimer formation from RO<sub>2</sub>+RO<sub>2</sub> reactions. The RO<sub>2</sub> concentrations were simulated in the box model for different conditions and are shown in Fig. S19. If RO<sub>2</sub> radicals influence dimer formation predominately through RO<sub>2</sub>+RO<sub>2</sub> reactions, which are second-order reactions, this should therefore lead to a linear correlation of dimer signal with [RO<sub>2</sub>]<sup>2</sup>. Zhao et al. (2018) showed a quadratic relationship between the gas-phase signals of



**Figure 8.** The relative changes in particulate dimer and SOA yields at middle (M) and high (H)  $[\text{HO}_2]/[\text{RO}_2]$  compared to low (L)  $[\text{HO}_2]/[\text{RO}_2]$  (Exp. 298abc, 273abc, 248abc).

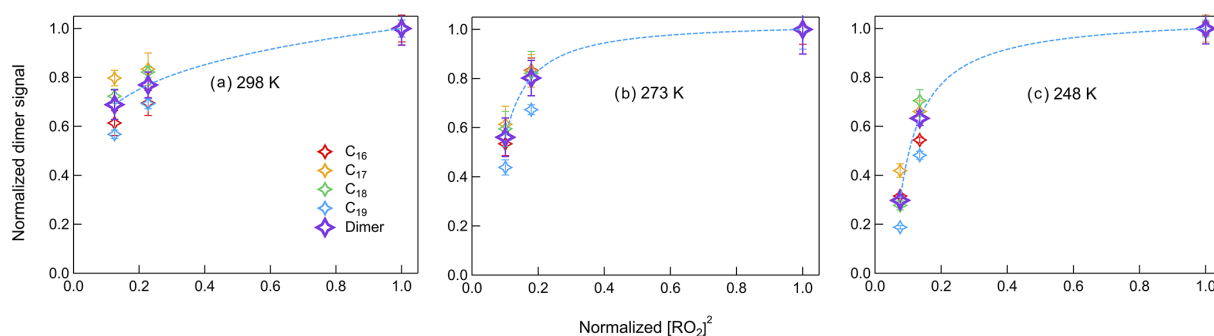
dimers and  $\text{RO}_2$  as evidence of dimer formation from  $\text{RO}_2 + \text{RO}_2$  reactions in  $\alpha$ -pinene ozonolysis. In this study, we would like to show different impacts of  $[\text{HO}_2]/[\text{RO}_2]$  on dimer formation at different temperatures. Figure 9 shows the correlations between dimers in both phases and simulated  $[\text{RO}_2]^2$  at different temperatures. At 298 K, the dimer signals show a nearly linear relationship with  $[\text{RO}_2]^2$ . When  $[\text{RO}_2]^2$  decreased by about 85 %, dimer formation was inhibited for around 30 %, indicating that the contribution of other pathways to dimers was also important in  $\beta$ -pinene ozonolysis. The correlations between dimers and  $[\text{RO}_2]^2$  at 273 and 248 K became different from that at 298 K, suggesting that at lower temperatures there were different impacts of  $\text{RO}_2$  on dimer formation pathways. Below we discuss the possible reasons for the specific impact  $[\text{HO}_2]/[\text{RO}_2]$  on dimers at lower temperatures.

It is intriguing to find that at low temperatures, the variation in  $[\text{HO}_2]/[\text{RO}_2]$  has such a big influence on  $\text{C}_{18}$  dimers (Fig. 8), which are significantly contributed by SCI reactions. The particular impact of  $[\text{HO}_2]/[\text{RO}_2]$  at low temperatures on  $\text{C}_{18}$  dimers could be clearly represented by the formation of  $\text{C}_{18}\text{H}_{28}\text{O}_6$ , one of the most abundant dimers mainly generated from  $\text{C}_9$ -SCI reaction with  $\text{C}_9\text{H}_{14}\text{O}_4$ . The gas-phase concentration of  $\text{C}_{18}\text{H}_{28}\text{O}_6$  decreases substantially if scavenging SCIs, as shown in Fig. 9, confirming that SCI reactions are the dominant source for  $\text{C}_{18}\text{H}_{28}\text{O}_6$ . Figure 10a shows the total abundance of  $\text{C}_{18}\text{H}_{28}\text{O}_6$  in the gas and particle phase, and the FIGAERO-CIMS measurements showed that more than 90 % of them stayed in the particle phase for all temperatures. At 298 K the formation of  $\text{C}_{18}\text{H}_{28}\text{O}_6$  was not sensitive to changing  $[\text{HO}_2]/[\text{RO}_2]$ , while with temperature decreasing to 273 and 248 K, the  $[\text{HO}_2]/[\text{RO}_2]$  had an enlarging impact. We evaluated the influence of  $\text{C}_9$ -SCI reactions with CO at lower temperatures by comparing the for-

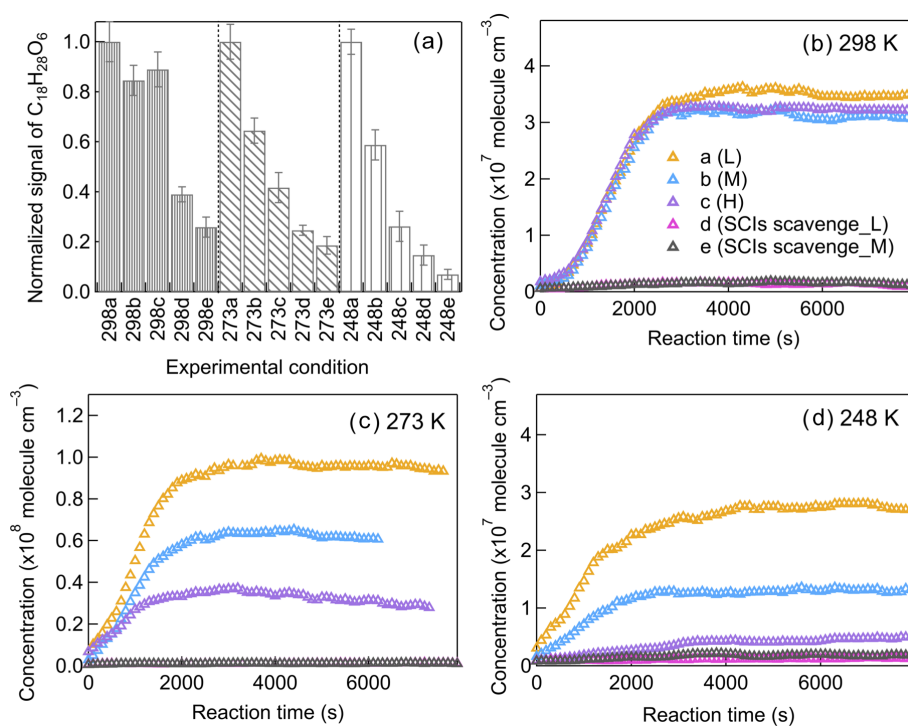
mation of nopinone. The formation of nopinone, as the main product from SCI reaction with CO, is not notably influenced by changing temperatures (Fig. S20), confirming that the CO consumption of  $\text{C}_9$ -SCIs is negligible.  $\text{C}_9$ -SCIs contribute to the formation of  $\text{C}_{18}\text{H}_{28}\text{O}_6$  mainly through reacting with  $\text{C}_9\text{H}_{14}\text{O}_4$  in the gas phase, and the gas-phase concentrations of  $\text{C}_9\text{H}_{14}\text{O}_4$  at different  $[\text{HO}_2]/[\text{RO}_2]$  needed to be compared. Figure S21 shows the gas-phase  $\text{C}_9\text{H}_{14}\text{O}_4$  concentrations after wall loss correction at different temperatures, demonstrating the limited effect of  $[\text{HO}_2]/[\text{RO}_2]$  on  $\text{C}_9\text{H}_{14}\text{O}_4$  formation. After excluding the possible influence of CO and  $\text{C}_9\text{H}_{14}\text{O}_4$ , there is still the possibility that the  $[\text{HO}_2]/[\text{RO}_2]$  directly impacts SCI reactions with  $\text{RO}_2$  radicals, which contributes to dimer formation (Chhantyal-Pun et al., 2020b; Sakamoto et al., 2017).

The potential contribution of  $\text{C}_9$ -SCI reaction with  $\text{RO}_2$  radicals to dimer formation was evaluated by modeling. Simulations at 298 K were regarded as the basic scenario using the model described in Sect. 3. Simulations at 248 K were chosen for comparison by implementing the proposed reaction coefficients described below. During the reaction, the unimolecular reaction of SCIs, including isomerization and decomposition, was the main sink of SCIs and was crucial for determining the lifetime of SCIs (Cox et al., 2020). Although some studies reported the unimolecular reaction coefficients of simple SCIs, less is known about the unimolecular reactions of monoterpene-derived SCIs. Gong and Chen (2021) estimated the unimolecular reaction coefficient of limonene-derived SCIs as 30 and  $100 \text{ s}^{-1}$  for different SCI isomers at 298 K. According to this, we assumed that the unimolecular reaction coefficient of  $\beta$ -pinene-derived  $\text{C}_9$ -SCIs was  $75 \text{ s}^{-1}$  at 298 K in modeling. The rate coefficients of SCI unimolecular reactions are strongly influenced by temperature. It was reported that the unimolecular reaction coefficient of  $(\text{CH}_3)_2\text{COO}$ -SCIs increased by a factor of 4 with temperature increasing by 40 K (Smith et al., 2016). As for  $\text{CH}_3\text{CHOO}$ -SCIs, the unimolecular reaction coefficient increased by a factor of 5 with temperature increasing by 35 K (Robinson et al., 2022). Berndt et al. (2014) reported that the ratio of the  $(\text{CH}_3)_2\text{COO}$ -SCI unimolecular reaction coefficient versus the reaction coefficient with  $\text{SO}_2$  increased by a factor of 34 from 278 to 343 K. Based on these temperature dependencies, the unimolecular reaction coefficient of  $\text{C}_9$ -SCIs was assumed to decrease by a factor of 5 from 298 to 248 K. Chhantyal-Pun et al. (2020b) claimed that the reaction coefficient of  $\text{CH}_2\text{OO}$  with  $\text{RO}_2$  was  $(2.4 \pm 1.2) \times 10^{-11} \text{ cm}^3 \text{ molec.}^{-1} \text{ s}^{-1}$ . Zhao et al. (2017) reported a negative temperature dependence of substituted alkyl peroxy radicals' reaction with CIs, of which the reaction coefficient would increase by 1 order of magnitude for temperature decreasing from 400 to 250 K. Based on the reported values, the reaction coefficient of SCIs and  $\text{RO}_2$  was set as  $2 \times 10^{-11} \text{ cm}^3 \text{ molec.}^{-1} \text{ s}^{-1}$  at 298 K and  $8 \times 10^{-11} \text{ cm}^3 \text{ molec.}^{-1} \text{ s}^{-1}$  at 248 K. The radicals formed from SCI reaction with  $\text{RO}_2$  further react with  $\text{HO}_2$  and





**Figure 9.** Correlation between normalized dimer signals in both phases and normalized  $[\text{RO}_2]^2$  at (a) 298 K, (b) 273 K, and (c) 248 K (Exp. 298abc, 273abc, 248abc). The dashed lines represent the changing tendency of dimers.

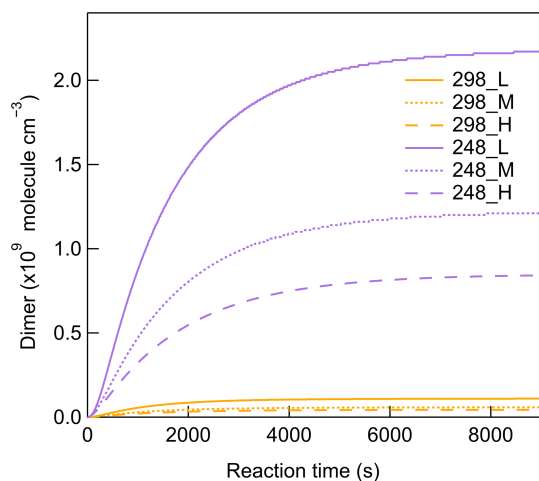


**Figure 10.** The impact of  $[\text{HO}_2]/[\text{RO}_2]$  and SCI scavenging on (a) the total  $\text{C}_{18}\text{H}_{28}\text{O}_6$  signal in both phases (normalized to the largest signal at each temperature, more than 90 % from the particle phase for all conditions) and the gas-phase variation in  $\text{C}_{18}\text{H}_{28}\text{O}_6$  at (b) 298 K, (c) 273 K, and (d) 248 K (a–c: increasing  $[\text{HO}_2]/[\text{RO}_2]$ ; d, e: scavenging SCIs).

$\text{RO}_2$ , generating closed-shell dimers. The model results of dimer formation from  $\text{C}_9$ –SCI reaction with  $\text{RO}_2$  are shown in Fig. 10. The modeled dimers formed from  $\text{C}_9$ –SCI reaction with  $\text{RO}_2$  could account for less than 5 % of the total measured dimers at 298 K, and this value increased to more than 60 % at 248 K, indicating a greater contribution of this reaction channel to dimer formation at 248 K. Compared to low- $[\text{HO}_2]/[\text{RO}_2]$  conditions, the modeled dimers formed from  $\text{C}_9$ –SCI reaction with  $\text{RO}_2$  decreased by 44 % and 61 % under middle- and high- $[\text{HO}_2]/[\text{RO}_2]$  conditions, which helped to explain the observed  $[\text{HO}_2]/[\text{RO}_2]$  influence on dimers at lower temperatures. The higher stability of SCIs

at lower temperatures also promoted the bimolecular reactions of SCIs with other closed-shell products; however, due to the decrease in gas-phase concentrations of those closed-shell products and the potential temperature effect on dimer formation from these reactions, in this study the contribution of this reaction channel seemed to be more important at 298 than 248 K. It is claimed that the temperature impacts on the rate coefficients and product branching ratios of monoterpene-derived SCI reactions are still not well defined and need further study.

To better transfer the findings in this study to the real atmosphere, box model simulations at an ambient  $\text{O}_3$  level of



**Figure 11.** Simulated dimer formation from reaction of C<sub>9</sub>-SCIs with RO<sub>2</sub> radicals under different [HO<sub>2</sub>]/[RO<sub>2</sub>] conditions for 298 and 248 K.

40 ppb and  $\beta$ -pinene of 2 ppb were conducted at 298 and 248 K. The modeling for more atmospheric conditions focused on O<sub>3</sub> reaction, and the OH concentration was set at a low level ( $1 \times 10^4$  molec. cm<sup>-3</sup>). Different HO<sub>2</sub> concentrations of  $2 \times 10^7$ ,  $1 \times 10^8$ , and  $5 \times 10^8$  molec. cm<sup>-3</sup> were used for deriving different [HO<sub>2</sub>]/[RO<sub>2</sub>] as 0.05–0.1, 0.8–2.5, and > 20. Similar mechanisms elaborated in Sect. 3 were utilized, and the proposed reaction coefficients of SCIs were utilized at 248 K. The simulations lasted for 7 d, leading to an accumulated oxidized  $\beta$ -pinene of 23.5 ppb at 298 K and 12.7 ppb at 248 K. The results showed that with [HO<sub>2</sub>]/[RO<sub>2</sub>] of 0.05–0.1, accumulated concentrations of dimers formed from C<sub>9</sub>-SCIs with RO<sub>2</sub> were  $2.26 \times 10^7$  molec. cm<sup>-3</sup> at 298 K and  $1.18 \times 10^8$  molec. cm<sup>-3</sup> at 248 K. With [HO<sub>2</sub>]/[RO<sub>2</sub>] increasing to 0.8–2.5 and > 20, dimers formed from this channel decreased to  $6.57 \times 10^6$  and  $1.28 \times 10^6$  molec. cm<sup>-3</sup> at 298 K and  $2.44 \times 10^7$  and  $4.28 \times 10^6$  molec. cm<sup>-3</sup> at 248 K. The atmospherically relevant simulations demonstrated that the variation in temperature and [HO<sub>2</sub>]/[RO<sub>2</sub>] can have a significant influence on the dimer formation also for ambient O<sub>3</sub> levels. It should be noted that in the current simulation, only  $\beta$ -pinene-derived RO<sub>2</sub> was considered, while in the real atmosphere, the C<sub>9</sub>-SCIs have opportunities to react with RO<sub>2</sub> formed from other volatile organic compounds (VOCs).

## 5 Conclusions

This study reveals the role of RO<sub>2</sub> radicals and SCIs in the formation of dimers and SOA in  $\beta$ -pinene ozonolysis at different temperatures, especially for colder conditions. Both of the reactive intermediates showed their significant influence on SOA yield and composition. Temperature impacts not only the compounds' volatilities but also the reaction

mechanisms and product formation of RO<sub>2</sub> and SCI reactions. The SOA yield is not monotonic with decreasing temperature in  $\beta$ -pinene ozonolysis due to the joint influence of volatilities and chemical mechanisms. Such influence with varying temperatures may exist in other VOC oxidation systems with higher SCI yields contributing to SOA mass formation. This finding may help to explain the controversy of the temperature dependence of SOA yield and composition. The SOA formation potential of  $\beta$ -pinene is influenced by several parameters in the atmosphere, such as temperature, RH, and [HO<sub>2</sub>]/[RO<sub>2</sub>], which are to a large extent correlated to the chemistry of CIs and peroxy radicals. Therefore, these parameters need to be accounted for to represent the SOA formation potential of  $\beta$ -pinene in atmospheric models. The results provide evidence for the importance of SCIs in dimer and SOA formation at subzero temperatures, and the reactions of SCIs and RO<sub>2</sub> with negative temperature dependence show increasing importance with decreasing temperature. These results can be used to improve the chemical mechanism modeling of monoterpenes and also SOA parameterization in transport models. The lifetime of SCIs becomes longer in colder regions due to lower temperatures and lower water vapor concentrations, while these intermediates still maintain high reactivities, suggesting that the chemistry of SCIs plays an important role and requires more attention in winter and at higher altitudes.

**Data availability.** The data are available via the repository KI-Topen (<https://doi.org/10.35097/1828>, Gong et al., 2023). Data are also available upon request to the corresponding author.

**Supplement.** The supplement related to this article is available online at: <https://doi.org/10.5194/acp-24-167-2024-supplement>.

**Author contributions.** YG and HS designed the study and carried out the experiments. FJ helped operate the instruments. YL operated the PTR-MS and analyzed its data. YG analyzed the data, ran the models, and formatted the manuscript. All co-authors commented on the manuscript.

**Competing interests.** At least one of the co-authors is a member of the editorial board of *Atmospheric Chemistry and Physics*. The peer-review process was guided by an independent editor, and the authors also have no other competing interests to declare.

**Disclaimer.** Publisher's note: Copernicus Publications remains neutral with regard to jurisdictional claims made in the text, published maps, institutional affiliations, or any other geographical representation in this paper. While Copernicus Publications makes every effort to include appropriate place names, the final responsibility lies with the authors.

**Acknowledgements.** Technical support by the AIDA staff at IMK-AAF is gratefully acknowledged. Yiwei Gong is grateful to the Helmholtz OCPC fellowship program.

**Financial support.** The article processing charges for this open-access publication were covered by the Karlsruhe Institute of Technology (KIT).

**Review statement.** This paper was edited by Arthur Chan and reviewed by three anonymous referees.

## References

- Ahrens, J., Carlsson, P. T. M., Hertl, N., Olzmann, M., Pfeifle, M., Wolf, J. L., and Zeuch, T.: Infrared Detection of Criegee Intermediates Formed during the Ozonolysis of  $\beta$ -Pinene and Their Reactivity towards Sulfur Dioxide, *Angew. Chem. Int. Edit.*, 53, 715–719, <https://doi.org/10.1002/anie.201307327>, 2014.
- Atkinson, R., Aschmann, S. M., Arey, J., and Shorees, B.: Formation of OH radicals in the gas phase reactions of O<sub>3</sub> with a series of terpenes, *J. Geophys. Res.*, 97, 6065–6073, <https://doi.org/10.1029/92JD00062>, 1992.
- Atkinson, R., Baulch, D. L., Cox, R. A., Crowley, J. N., Hampson, R. F., Hynes, R. G., Jenkin, M. E., Rossi, M. J., Troe, J., and IUPAC Subcommittee: Evaluated kinetic and photochemical data for atmospheric chemistry: Volume II – gas phase reactions of organic species, *Atmos. Chem. Phys.*, 6, 3625–4055, <https://doi.org/10.5194/acp-6-3625-2006>, 2006.
- Bahreini, R., Keywood, M. D., Ng, N. L., Varutbangkul, V., Gao, S., Flagan, R. C., Seinfeld, J. H., Worsnop, D. R., and Jimenez, J. L.: Measurements of secondary organic aerosol from oxidation of cycloalkenes, terpenes, and *m*-xylene using an aerodyne aerosol mass spectrometer, *Environ. Sci. Technol.*, 39, 5674–5688, <https://doi.org/10.1021/es048061a>, 2005.
- Berndt, T., Jokinen, T., Sipilä, M., Mauldin III, R. L., Herrmann, H., Stratmann, F., Junninen, H., and Kulmala, M.: H<sub>2</sub>SO<sub>4</sub> formation from the gas-phase reaction of stabilized Criegee Intermediates with SO<sub>2</sub>: Influence of water vapour content and temperature, *Atmos. Environ.*, 89, 603–612, <https://doi.org/10.1016/j.atmosenv.2014.02.062>, 2014.
- Berndt, T., Scholz, W., Mentler, B., Fischer, L., Herrmann, H., Kulmala, M., and Hansel, A.: Accretion product formation from self- and cross-reactions of RO<sub>2</sub> radicals in the atmosphere, *Angew. Chem. Int. Edit.*, 57, 3820–3824, <https://doi.org/10.1002/anie.201710989>, 2018a.
- Berndt, T., Mentler, B., Scholz, W., Fischer, L., Herrmann, H., Kulmala, M., and Hansel, A.: Accretion Product Formation from Ozonolysis and OH Radical Reaction of  $\alpha$ Pinene: Mechanistic Insight and the Influence of Isoprene and Ethylene, *Environ. Sci. Technol.*, 52, 11069–11077, <https://doi.org/10.1021/acs.est.8b02210>, 2018b.
- Chen, L., Huang, Y., Xue, Y., Shen, Z., Cao, J., and Wang, W.: Mechanistic and kinetics investigations of oligomer formation from Criegee intermediate reactions with hydroxylalkyl hydroperoxides, *Atmos. Chem. Phys.*, 19, 4075–4091, <https://doi.org/10.5194/acp-19-4075-2019>, 2019.
- Chhantyal-Pun, R., McGillen, M. R., Beames, J. M., Khan, M. A. H., Percival, C. J., Shallcross, D. E., and Orr-Ewing, A. J.: Temperature-Dependence of the Rates of Reaction of Trifluoroacetic Acid with Criegee Intermediates, *Angew. Chem. Int. Edit.*, 56, 9044–9047, <https://doi.org/10.1002/anie.201703700>, 2017.
- Chhantyal-Pun, R., Khan, M. A. H., Taatjes, C. A., Percival, C. J., Orr-Ewing, A. J., and Shallcross, D. E.: Criegee intermediates: production, detection and reactivity, *Int. Rev. Phys. Chem.*, 39, 385–424, <https://doi.org/10.1080/0144235X.2020.1792104>, 2020a.
- Chhantyal-Pun, R., Khan, M. A. H., Zächhuber, N., Percival, C. J., Shallcross, D. E., and Orr-Ewing, A. J.: Impact of Criegee Intermediate Reactions with Peroxy Radicals on Tropospheric Organic Aerosol, *ACS Earth Space Chem.*, 4, 1743–1755, <https://doi.org/10.1021/acsearthspacechem.0c00147>, 2020b.
- Cox, R. A., Ammann, M., Crowley, J. N., Herrmann, H., Jenkin, M. E., McNeill, V. F., Mellouki, A., Troe, J., and Wallington, T. J.: Evaluated kinetic and photochemical data for atmospheric chemistry: Volume VII – Criegee intermediates, *Atmos. Chem. Phys.*, 20, 13497–13519, <https://doi.org/10.5194/acp-20-13497-2020>, 2020.
- DeCarlo, P. F., Slowik, J. G., Worsnop, D. R., Davidovits, P., and Jimenez, J. L.: Particle Morphology and Density Characterization by Combined Mobility and Aerodynamic Diameter Measurements. Part 1: Theory, *Aerosol Sci. Tech.*, 38, 1185–1205, <https://doi.org/10.1080/027868290903907>, 2004.
- DeVault, M. P. and Ziemann, P. J.: Gas- and Particle-Phase Products and Their Mechanisms of Formation from the Reaction of  $\Delta$ -3-Carene with NO<sub>3</sub> Radicals, *J. Phys. Chem. A*, 125, 10207–10222, 2021.
- Docherty, K. S. and Ziemann, P. J.: Effects of Stabilized Criegee Intermediate and OH Radical Scavengers on Aerosol Formation from Reactions of  $\beta$ -Pinene with O<sub>3</sub>, *Aerosol Sci. Tech.*, 37, 877–891, <https://doi.org/10.1080/02786820300930>, 2003.
- Donahue, N. M., Kroll, J. H., Pandis, S. N., and Robinson, A. L.: A two-dimensional volatility basis set – Part 2: Diagnostics of organic-aerosol evolution, *Atmos. Chem. Phys.*, 12, 615–634, <https://doi.org/10.5194/acp-12-615-2012>, 2012.
- Ehn, M., Thornton, J. A., Kleist, E., Sipilä, M., Junninen, H., Pullinen, I., Springer, M., Rubach, F., Tillmann, R., Lee, B., Lopez-Hilfiker, F., Andres, S., Acir, I.-H., Rissanen, M., Jokinen, T., Schobesberger, S., Kangasluoma, J., Kontkanen, J., Nieminen, T., Kurtén, T., Nielsen, L. B., Jørgensen, S., Kjaergaard, H. G., Canagaratna, M., Dal Maso, M., Berndt, T., Petäjä, T., Wahner, A., Kerminen, V.-M., Kulmala, M., Worsnop, D. R., Wildt, J., and Mentel, T. F.: A large source of low-volatility secondary organic aerosol, *Nature*, 506, 476–479, <https://doi.org/10.1038/nature13032>, 2014.
- Elayan, I. A., Almatarneh, M. H., and Hollett, J. W.: Reactivity of the anti-Criegee intermediate of  $\beta$ -pinene with prevalent atmospheric species, *Struct. Chem.*, 30, 1353–1364, <https://doi.org/10.1007/s11224-019-1288-4>, 2019.
- Eskola, A. J., Döntgen, M., Rotavera, B., Caravan, R. L., Welz, O., Savee, J. D., Osborn, D. L., Shallcross, D. E., Percival, C. J., and Taatjes, C. A.: Direct kinetics study of CH<sub>2</sub>OO + methyl vinyl ketone and CH<sub>2</sub>OO + methacrolein reactions and an upper limit determination for CH<sub>2</sub>OO + CO reaction, *Phys. Chem. Chem.*

- Phys., 20, 19373–19381, <https://doi.org/10.1039/c8cp03606c>, 2018.
- Fahey, D. W., Gao, R.-S., Möhler, O., Saathoff, H., Schiller, C., Ebert, V., Krämer, M., Peter, T., Amarouche, N., Avallone, L. M., Bauer, R., Bozóki, Z., Christensen, L. E., Davis, S. M., Durr, G., Dyroff, C., Herman, R. L., Hunsmann, S., Khaykin, S. M., Mackrodt, P., Meyer, J., Smith, J. B., Spelten, N., Troy, R. F., Vömel, H., Wagner, S., and Wienhold, F. G.: The AquaVIT-1 intercomparison of atmospheric water vapor measurement techniques, *Atmos. Meas. Tech.*, 7, 3177–3213, <https://doi.org/10.5194/amt-7-3177-2014>, 2014.
- Gao, L., Song, J., Mohr, C., Huang, W., Vallon, M., Jiang, F., Leisner, T., and Saathoff, H.: Kinetics, SOA yields, and chemical composition of secondary organic aerosol from  $\beta$ -caryophyllene ozonolysis with and without nitrogen oxides between 213 and 313 K, *Atmos. Chem. Phys.*, 22, 6001–6020, <https://doi.org/10.5194/acp-22-6001-2022>, 2022.
- Gao, L., Buchholz, A., Li, Z., Song, J., Vallon, M., Jiang, F., Möhler, O., Leisner, T., and Saathoff, H.: Volatility of secondary organic aerosol from  $\beta$ -caryophyllene ozonolysis over a wide tropospheric temperature range, *Environ. Sci. Technol.*, 57, 8965–8974, <https://doi.org/10.1021/acs.est.3c01151>, 2023.
- Gong, Y. and Chen, Z.: Quantification of the role of stabilized Criegee intermediates in the formation of aerosols in limonene ozonolysis, *Atmos. Chem. Phys.*, 21, 813–829, <https://doi.org/10.5194/acp-21-813-2021>, 2021.
- Gong, Y., Jiang, F., Li, Y., Leisner, T., and Saathoff, H.: Impact of temperature on the role of Criegee intermediates and peroxy radicals in dimers formation from  $\beta$ -pinene ozonolysis, RADAR KIT [data set], <https://doi.org/10.35097/1828>, 2023.
- Guenther, A. B., Jiang, X., Heald, C. L., Sakulyanontvittaya, T., Duhl, T., Emmons, L. K., and Wang, X.: The Model of Emissions of Gases and Aerosols from Nature version 2.1 (MEGAN2.1): an extended and updated framework for modeling biogenic emissions, *Geosci. Model Dev.*, 5, 1471–1492, <https://doi.org/10.5194/gmd-5-1471-2012>, 2012.
- Hallquist, M., Wenger, J. C., Baltensperger, U., Rudich, Y., Simpson, D., Claeys, M., Dommen, J., Donahue, N. M., George, C., Goldstein, A. H., Hamilton, J. F., Herrmann, H., Hoffmann, T., Iinuma, Y., Jang, M., Jenkin, M. E., Jimenez, J. L., Kiendler-Scharr, A., Maenhaut, W., McFiggans, G., Mentel, Th. F., Monod, A., Prévôt, A. S. H., Seinfeld, J. H., Surratt, J. D., Szmigielski, R., and Wildt, J.: The formation, properties and impact of secondary organic aerosol: current and emerging issues, *Atmos. Chem. Phys.*, 9, 5155–5236, <https://doi.org/10.5194/acp-9-5155-2009>, 2009.
- Hasan, G., Valiev, R. R., Salo, V.-T., and Kurtén, T.: Computational Investigation of the Formation of Peroxide (ROOR) Accretion Products in the OH- and NO<sub>3</sub>-Initiated Oxidation of  $\alpha$ -Pinene, *J. Phys. Chem. A*, 125, 10632–10639, <https://doi.org/10.1021/acs.jpca.1c08969>, 2021.
- Huang, W., Saathoff, H., Pajunoja, A., Shen, X., Naumann, K.-H., Wagner, R., Virtanen, A., Leisner, T., and Mohr, C.:  $\alpha$ -Pinene secondary organic aerosol at low temperature: chemical composition and implications for particle viscosity, *Atmos. Chem. Phys.*, 18, 2883–2898, <https://doi.org/10.5194/acp-18-2883-2018>, 2018.
- Jenkin, M. E.: Modelling the formation and composition of secondary organic aerosol from  $\alpha$ - and  $\beta$ -pinene ozonolysis using MCM v3, *Atmos. Chem. Phys.*, 4, 1741–1757, <https://doi.org/10.5194/acp-4-1741-2004>, 2004.
- Jonsson, Å. M., Hallquist, M., and Ljungström, E.: The effect of temperature and water on secondary organic aerosol formation from ozonolysis of limonene,  $\Delta^3$ -carene and  $\alpha$ -pinene, *Atmos. Chem. Phys.*, 8, 6541–6549, <https://doi.org/10.5194/acp-8-6541-2008>, 2008.
- Kanakidou, M., Seinfeld, J. H., Pandis, S. N., Barnes, I., Dentener, F. J., Facchini, M. C., Van Dingenen, R., Ervens, B., Nenes, A., Nielsen, C. J., Swietlicki, E., Putaud, J. P., Balkanski, Y., Fuzzi, S., Horth, J., Moortgat, G. K., Winterhalter, R., Myhre, C. E. L., Tsigaridis, K., Vignati, E., Stephanou, E. G., and Wilson, J.: Organic aerosol and global climate modelling: a review, *Atmos. Chem. Phys.*, 5, 1053–1123, <https://doi.org/10.5194/acp-5-1053-2005>, 2005.
- Kenseth, C. M., Huang, Y. L., Zhao, R., Dalleska, N. F., Hethcox, J. C., Stoltz, B. M., and Seinfeld, J. H.: Synergistic O<sub>3</sub> + OH oxidation pathway to extremely low-volatility dimers revealed in  $\beta$ -pinene secondary organic aerosol, *P. Natl. Acad. Sci. USA*, 115, 8301–8306, <https://doi.org/10.1073/pnas.1804671115>, 2018.
- Kostenidou, E., Pathak, R. K., and Pandis, S. N.: An Algorithm for the Calculation of Secondary Organic Aerosol Density Combining AMS and SMPS Data, *Aerosol Sci. Tech.*, 41, 1002–1010, <https://doi.org/10.1080/02786820701666270>, 2007.
- Kristensen, K., Enggrob, K. L., King, S. M., Worton, D. R., Platt, S. M., Mortensen, R., Rosenoern, T., Surratt, J. D., Bilde, M., Goldstein, A. H., and Glasius, M.: Formation and occurrence of dimer esters of pinene oxidation products in atmospheric aerosols, *Atmos. Chem. Phys.*, 13, 3763–3776, <https://doi.org/10.5194/acp-13-3763-2013>, 2013.
- Kristensen, K., Cui, T., Zhang, H., Gold, A., Glasius, M., and Surratt, J. D.: Dimers in  $\alpha$ -pinene secondary organic aerosol: effect of hydroxyl radical, ozone, relative humidity and aerosol acidity, *Atmos. Chem. Phys.*, 14, 4201–4218, <https://doi.org/10.5194/acp-14-4201-2014>, 2014.
- Kristensen, K., Jensen, L. N., Glasius, M., and Bilde, M.: The effect of sub-zero temperature on the formation and composition of secondary organic aerosol from ozonolysis of alpha-pinene, *Environ. Sci.*, 19, 1220–1234, <https://doi.org/10.1039/c7em00231a>, 2017.
- Kristensen, K., Jensen, L. N., Quéléver, L. L. J., Christiansen, S., Rosati, B., Elm, J., Teiwes, R., Pedersen, H. B., Glasius, M., Ehn, M., and Bilde, M.: The Aarhus Chamber Campaign on Highly Oxygenated Organic Molecules and Aerosols (ACCHA): particle formation, organic acids, and dimer esters from  $\alpha$ -pinene ozonolysis at different temperatures, *Atmos. Chem. Phys.*, 20, 12549–12567, <https://doi.org/10.5194/acp-20-12549-2020>, 2020.
- Kumar, M., Busch, D. H., Subramaniam, B., and Thompson, W. H.: Criegee Intermediate Reaction with CO: Mechanism, Barriers, Conformer-Dependence, and Implications for Ozonolysis Chemistry, *J. Phys. Chem. A*, 118, 1887–1894, <https://doi.org/10.1021/jp500258h>, 2014.
- Kumar, A., Mallick, S., and Kumar, P.: Effect of water on the oxidation of CO by a Criegee intermediate, *Phys. Chem. Chem. Phys.*, 22, 21257–21266, <https://doi.org/10.1039/d0cp02682d>, 2020.
- Lee, A., Goldstein, A. H., Keywood, M. D., Gao, S., Varutbangkul, V., Bahreini, R., Ng, N. L., Flagan, R. C., and Seinfeld, J. H.: Gas-phase products and secondary aerosol yields from the



- ozonolysis of ten different terpenes, *J. Geophys. Res.-Atmos.*, 111, D07302, <https://doi.org/10.1029/2005JD006437>, 2006.
- Lee, B. H., Lopez-Hilfiker, F. D., Mohr, C., Kurtén, T., Worsnop, D. R., and Thornton, J. A.: An iodide-adduct high-resolution time-of-flight chemical-ionization mass spectrometer: Application to atmospheric inorganic and organic compounds, *Environ. Sci. Technol.*, 48, 6309–6317, <https://doi.org/10.1021/es500362a>, 2014.
- Lin, J. J.-M. and Chao, W.: Structure-dependent reactivity of Criegee intermediates studied with spectroscopic methods, *Chem. Soc. Rev.*, 46, 7483–7497, <https://doi.org/10.1039/c7cs00336f>, 2017.
- Lopez-Hilfiker, F. D., Mohr, C., Ehn, M., Rubach, F., Kleist, E., Wildt, J., Mentel, Th. F., Carrasquillo, A. J., Daumit, K. E., Hunter, J. F., Kroll, J. H., Worsnop, D. R., and Thornton, J. A.: Phase partitioning and volatility of secondary organic aerosol components formed from  $\alpha$ -pinene ozonolysis and OH oxidation: the importance of accretion products and other low volatility compounds, *Atmos. Chem. Phys.*, 15, 7765–7776, <https://doi.org/10.5194/acp-15-7765-2015>, 2015.
- Ma, Y. and Marston, G.: Multifunctional acid formation from the gas-phase ozonolysis of  $\beta$ -pinene, *Phys. Chem. Chem. Phys.*, 10, 6115–6126, <https://doi.org/10.1039/b807863g>, 2008.
- Mohr, C., Lopez-Hilfiker, F. D., Yli-Juuti, T., Heitto, A., Lutz, A., Hallquist, M., D'Ambro, E. L., Rissanen, M. P., Hao, L. Q., Schobesberger, S., Kulmala, M., Mauldin III, R. L., Makkonen, U., Sipilä, M., Petäjä, T., and Thornton, J. A.: Ambient observations of dimers from terpene oxidation in the gas phase: Implications for new particle formation and growth, *Geophys. Res. Lett.*, 44, 2958–2966, <https://doi.org/10.1002/2017GL072718>, 2017.
- Müller, L., Reinnig, M.-C., Warnke, J., and Hoffmann, Th.: Unambiguous identification of esters as oligomers in secondary organic aerosol formed from cyclohexene and cyclohexene/ $\alpha$ -pinene ozonolysis, *Atmos. Chem. Phys.*, 8, 1423–1433, <https://doi.org/10.5194/acp-8-1423-2008>, 2008.
- Naumann, K. H.: COSIMA – a computer program simulating the dynamics of fractal aerosols, *J. Aerosol Sci.*, 34, 1371–1397, 2003.
- Nguyen, T., Peeters, J., and Vereecken, L.: Theoretical study of the gas-phase ozonolysis of  $\beta$ -pinene ( $C_{10}H_{16}$ ), *Phys. Chem. Chem. Phys.*, 11, 5643–5656, <https://doi.org/10.1039/b822984h>, 2009.
- Onel, L., Lade, R., Mortiboy, J., Blitz, M. A., Seakins, P. W., Heard, D. E., and Stone, D.: Kinetics of the gas phase reaction of the Criegee intermediate  $CH_2OO$  with  $SO_2$  as a function of temperature, *Phys. Chem. Chem. Phys.*, 23, 19415–19423, <https://doi.org/10.1039/d1cp02932k>, 2021.
- Orlando, J. J. and Tyndall, G. S.: Laboratory studies of organic peroxy radical chemistry: An overview with emphasis on recent issues of atmospheric significance, *Chem. Soc. Rev.*, 41, 6294–6317, <https://doi.org/10.1039/c2cs35166h>, 2012.
- Pathak, R., Stanier, C. O., Donahue, N. M., and Pandis, S. N.: Ozonolysis of  $\alpha$ -pinene at atmospherically relevant concentrations: Temperature dependence of aerosol mass fractions (yields), *J. Geophys. Res.*, 112, D03201, <https://doi.org/10.1029/2006JD007436>, 2007.
- Pathak, R., Donahue, N. M., and Pandis, S. N.: Ozonolysis of  $\beta$ -pinene: Temperature dependence of secondary organic aerosol mass fraction, *Environ. Sci. Technol.*, 42, 5081–5086, <https://doi.org/10.1021/es070721z>, 2008.
- Peltola, J., Seal, P., Inkilä, A., and Eskola, A.: Time-resolved, broadband UV-absorption spectrometry measurements of Criegee intermediate kinetics using a new photolytic precursor: unimolecular decomposition of  $CH_2OO$  and its reaction with formic acid, *Phys. Chem. Chem. Phys.*, 22, 11797–11808, <https://doi.org/10.1039/D0CP00302F>, 2020.
- Peng, W. H., Le, C., Porter, W. C., and Cocker III, D. R.: Variability in Aromatic Aerosol Yields under Very Low  $NO_x$  Conditions at Different  $HO_2/RO_2$  Regimes, *Environ. Sci. Technol.*, 56, 750–760, <https://doi.org/10.1021/acs.est.1c04392>, 2022.
- Percival, C. J., Welz, O., Eskola, A. J., Savee, J. D., Osborn, D. L., Topping, D. O., Lowe, D., Utembe, S. R., Bacak, A., Mcfiggans, G., Cooke, M. C., Xiao, P., Archibald, A. T., Jenkin, M. E., Derwent, R. G., Riiipinen, I., Mok, D. W. K., Lee, E. P. F., Dyke, J. M., Taatjes, C. A., and Shallcross, D. E.: Regional and global impacts of Criegee intermediates on atmospheric sulphuric acid concentrations and first steps of aerosol formation, *Faraday Discuss.*, 165, 45–73, <https://doi.org/10.1039/c3fd00048f>, 2013.
- Porter, W. C., Jimenez, J. L., and Barsanti, K. C.: Quantifying Atmospheric Parameter Ranges for Ambient Secondary Organic Aerosol Formation, *ACS Earth Space Chem.*, 5, 2380–2397, <https://doi.org/10.1021/acsearthspacechem.1c00090>, 2021.
- Pospisilova, V., Lopez-Hilfiker, F. D., Bell, D. M., El Haddad, I., Mohr, C., Huang, W., Heikkinen, L., Xiao, M., Dommen, J., Prevot, A., Baltensperger, U., and Slowik, J.: On the fate of oxygenated organic molecules in atmospheric aerosol particles, *Sci. Adv.*, 6, eaax8922, <https://doi.org/10.1126/sciadv.aax8922>, 2020.
- Renbaum-Wolff, L., Grayson, J. W., Bateman, A. P., Kuwata, M., Sellier, M., Murray, B. J., Shilling, J. E., Martin, S. T., and Bertram, A. K.: Viscosity of  $\alpha$ -pinene secondary organic material and implications for particle growth and reactivity, *P. Natl. Acad. Sci. USA*, 110, 8014–8019, <https://doi.org/10.1073/pnas.1219548110>, 2013.
- Praske, E., Otkjær, R. V., Crounse, J. D., Hethcox, J. C., Stoltz, B. M., Kjaergaard, H. G., and Wennberg, P. O.: Atmospheric autoxidation is increasingly important in urban and suburban North America, *P. Natl. Acad. Sci. USA*, 115, 64–69, <https://doi.org/10.1073/pnas.1715540115>, 2017.
- Robinson, C., Onel, L., Newman, J., Lade, R., Au, K., Sheps, L., Heard, D. E., Seakins, P. W., Blitz, M. A., and Stone, D.: Unimolecular Kinetics of Stabilized  $CH_3CHOO$  Criegee Intermediates: syn- $CH_3CHOO$  Decomposition and anti- $CH_3CHOO$  Isomerization, *J. Phys. Chem. A*, 126, 6984–6994, <https://doi.org/10.1021/acs.jpca.2c05461>, 2022.
- Saathoff, H., Naumann, K.-H., Möhler, O., Jonsson, Å. M., Hallquist, M., Kiendler-Scharr, A., Mentel, Th. F., Tillmann, R., and Schurath, U.: Temperature dependence of yields of secondary organic aerosols from the ozonolysis of  $\alpha$ -pinene and limonene, *Atmos. Chem. Phys.*, 9, 1551–1577, <https://doi.org/10.5194/acp-9-1551-2009>, 2009.
- Sakamoto, Y., Yajima, R., Inomata, S., and Hirokawa, J.: Water vapour effects on secondary organic aerosol formation in isoprene ozonolysis, *Phys. Chem. Chem. Phys.*, 19, 3165–3175, <https://doi.org/10.1039/c6cp04521a>, 2017.
- Smith, M. C., Chang, C.-H., Chao, W., Lin, L.-C., Takahashi, K., Boering, K. A., and Lin, J. J.-M.: Strong negative temperature dependence of the simplest Criegee intermediate  $CH_2OO$  re-

- action with water dimer, *J. Phys. Chem. Lett.*, **6**, 2708–2713, <https://doi.org/10.1021/acs.jpcllett.5b01109>, 2015.
- Smith, M. C., Chao, W., Takahashi, K., Boering, K. A., and Lin, J. J.-M.: Unimolecular Decomposition Rate of the Criegee Intermediate  $(\text{CH}_3)_2\text{COO}$  Measured Directly with UV Absorption Spectroscopy, *J. Phys. Chem. A*, **120**, 4789–4798, <https://doi.org/10.1021/acs.jpca.5b12124>, 2016.
- Simon, M., Dada, L., Heinritzi, M., Scholz, W., Stolzenburg, D., Fischer, L., Wagner, A. C., Kürten, A., Rörup, B., He, X.-C., Almeida, J., Baalbaki, R., Baccarini, A., Bauer, P. S., Beck, L., Bergen, A., Bianchi, F., Bräkling, S., Brilke, S., Caudillo, L., Chen, D., Chu, B., Dias, A., Draper, D. C., Duplissy, J., El-Haddad, I., Finkenzeller, H., Frege, C., Gonzalez-Carracedo, L., Gordon, H., Granzin, M., Hakala, J., Hofbauer, V., Hoyle, C. R., Kim, C., Kong, W., Lamkaddam, H., Lee, C. P., Lehtipalo, K., Leiminger, M., Mai, H., Manninen, H. E., Marie, G., Marten, R., Mentler, B., Molteni, U., Nichman, L., Nie, W., Ojdanic, A., Onnela, A., Partoll, E., Petäjä, T., Pfeifer, J., Philipov, M., Quéléver, L. L. J., Ranjithkumar, A., Rissanen, M. P., Schallhart, S., Schobesberger, S., Schuchmann, S., Shen, J., Sipilä, M., Steiner, G., Stozhkov, Y., Tauber, C., Tham, Y. J., Tomé, A. R., Vazquez-Pufleau, M., Vogel, A. L., Wagner, R., Wang, M., Wang, D. S., Wang, Y., Weber, S. K., Wu, Y., Xiao, M., Yan, C., Ye, P., Ye, Q., Zauner-Wieczorek, M., Zhou, X., Baltensperger, U., Dommen, J., Flagan, R. C., Hansel, A., Kulmala, M., Volkamer, R., Winkler, P. M., Worsnop, D. R., Donahue, N. M., Kirkby, J., and Curtius, J.: Molecular understanding of new-particle formation from  $\alpha$ -pinene between  $-50$  and  $+25$  °C, *Atmos. Chem. Phys.*, **20**, 9183–9207, <https://doi.org/10.5194/acp-20-9183-2020>, 2020.
- Sindelarova, K., Granier, C., Bouarar, I., Guenther, A., Tilmes, S., Stavrou, T., Müller, J.-F., Kuhn, U., Stefani, P., and Knorr, W.: Global data set of biogenic VOC emissions calculated by the MEGAN model over the last 30 years, *Atmos. Chem. Phys.*, **14**, 9317–9341, <https://doi.org/10.5194/acp-14-9317-2014>, 2014.
- Tomaz, S., Wang, D., Zabalegui, N., Li, D., Lamkaddam, H., Bachmeier, F., Vogel, A., Monge, M., Perrier, S., Baltensperger, U., George, C., Rissanen, M., Ehn, M., El Haddad, I., and Riva, M.: Structures and reactivity of peroxy radicals and dimeric products revealed by online tandem mass spectrometry, *Nat. Commun.*, **12**, 300, <https://doi.org/10.1038/s41467-020-20532-2>, 2021.
- Valiev, R., Hasan, G., Salo, V.-T., Kubečka, J., and Kurten, T.: Intersystem Crossings Drive Atmospheric Gas-Phase Dimer Formation, *J. Phys. Chem. A*, **123**, 6596–6604, <https://doi.org/10.1021/acs.jpca.9b02559>, 2019.
- Vereecken, L., Rickard, A. R., Newland, M. J., and Bloss, W. J.: Theoretical study of the reactions of Criegee intermediates with ozone, alkylhydroperoxides, and carbon monoxide, *Phys. Chem. Chem. Phys.*, **17**, 23847–23858, <https://doi.org/10.1039/c5cp03862f>, 2015.
- von Hessberg, C., von Hessberg, P., Pöschl, U., Bilde, M., Nielsen, O. J., and Moortgat, G. K.: Temperature and humidity dependence of secondary organic aerosol yield from the ozonolysis of  $\beta$ -pinene, *Atmos. Chem. Phys.*, **9**, 3583–3599, <https://doi.org/10.5194/acp-9-3583-2009>, 2009.
- Wang, P.-B., Truhlar, D. G., Xia, Y., and Long, B.: Temperature-dependent kinetics of the atmospheric reaction between  $\text{CH}_2\text{OO}$  and acetone, *Phys. Chem. Chem. Phys.*, **24**, 13066–13073, <https://doi.org/10.1039/d2cp01118b>, 2022.
- Winterhalter, R., Neeb, P., Grossmann, D., Kolloff, A., Horie, O., and Moortgat, G.: Products and Mechanism of the Gas Phase Reaction of Ozone with  $\beta$ -Pinene, *J. Atmos. Chem.*, **35**, 165–197, <https://doi.org/10.1023/A:1006257800929>, 2000.
- Yasmeen, F., Vermeylen, R., Szmigielski, R., Iinuma, Y., Böge, O., Herrmann, H., Maenhaut, W., and Claeys, M.: Terpenylic acid and related compounds: precursors for dimers in secondary organic aerosol from the ozonolysis of  $\alpha$ - and  $\beta$ -pinene, *Atmos. Chem. Phys.*, **10**, 9383–9392, <https://doi.org/10.5194/acp-10-9383-2010>, 2010.
- Ye, Q., Wang, M., Hofbauer, V., Stolzenburg, D., Chen, D., Schervish, M., Vogel, A., Mauldin, R., Baalbaki, R., Brilke, S., Dada, L., Dias, A., Duplissy, J., El Haddad, I., Finkenzeller, H., Fischer, L., He, X., Kim, C., Kürten, A., Lamkaddam, H., Lee, C., Lehtipalo, K., Leiminger, M., Manninen, H., Marten, R., Mentler, B., Partoll, E., Petäjä, T., Rissanen, M., Schobesberger, S., Schuchmann, S., Simon, M., Tham, Y., Vazquez-Pufleau, M., Wagner, A., Wang, Y., Wu, Y., Xiao, M., Baltensperger, U., Curtius, J., Flagan, R., Kirkby, J., Kulmala, M., Volkamer, R., Winkler, P., Worsnop, D., and Donahue, N.: Molecular composition and volatility of nucleated particles from  $\alpha$ -pinene oxidation between  $-50$  °C and  $+25$  °C, *Environ. Sci. Technol.*, **53**, 12357–12365, <https://doi.org/10.1021/acs.est.9b03265>, 2019.
- Zhang, D. and Zhang, R. Y.: Ozonolysis of  $\alpha$ -pinene and  $\beta$ -pinene: Kinetics and mechanism, *J. Chem. Phys.*, **122**, 114308, <https://doi.org/10.1063/1.1862616>, 2005.
- Zhang, X., McVay, R. C., Huang, D. D., Dalleska, N. F., Aumont, B., Flagan, R., and Seinfeld, J. H.: Formation and evolution of molecular products in  $\alpha$ -pinene secondary organic aerosol, *P. Natl. Acad. Sci. USA*, **112**, 14168–14173, <https://doi.org/10.1073/pnas.1517742112>, 2015.
- Zhao, Q. L., Liu, F. Y., Wang, W. N., Li, C. Y., Lü, J., and Wang, W. L.: Reactions between hydroxyl-substituted alkylperoxy radicals and Criegee intermediates: correlations of the electronic characteristics of methyl substituents and the reactivity, *Phys. Chem. Chem. Phys.*, **19**, 15073–15083, <https://doi.org/10.1039/c7cp00869d>, 2017.
- Zhao, Y., Thornton, J. A., and Pye, H. O. T.: Quantitative constraints on autoxidation and dimer formation from direct probing of monoterpene-derived peroxy radical chemistry, *P. Natl. Acad. Sci. USA*, **115**, 12142–12147, <https://doi.org/10.1073/pnas.1812147115>, 2018.