

Measurement of the inclusive cross sections for W and Z boson production in proton-proton collisions at $\sqrt{s} = 5.02$ and 13 TeV



The CMS collaboration

E-mail: cms-publication-committee-chair@cern.ch

ABSTRACT: Measurements of fiducial and total inclusive cross sections for W and Z boson production are presented in proton-proton collisions at $\sqrt{s} = 5.02$ and 13 TeV. Electron and muon decay modes ($\ell = e$ or μ) are studied in the data collected with the CMS detector in 2017, in dedicated runs with reduced instantaneous luminosity. The data sets correspond to integrated luminosities of $298 \pm 6 \text{ pb}^{-1}$ at 5.02 TeV and $206 \pm 5 \text{ pb}^{-1}$ at 13 TeV. Measured values of the products of the total inclusive cross sections and the branching fractions at 5.02 TeV are $\sigma(\text{pp} \rightarrow \text{W} + \text{X})\mathcal{B}(\text{W} \rightarrow \ell\nu) = 7300 \pm 10 \text{ (stat)} \pm 60 \text{ (syst)} \pm 140 \text{ (lumi) pb}$, and $\sigma(\text{pp} \rightarrow \text{Z} + \text{X})\mathcal{B}(\text{Z} \rightarrow \ell^+\ell^-) = 669 \pm 2 \text{ (stat)} \pm 6 \text{ (syst)} \pm 13 \text{ (lumi) pb}$ for the dilepton invariant mass in the range of 60–120 GeV. The corresponding results at 13 TeV are $20480 \pm 10 \text{ (stat)} \pm 170 \text{ (syst)} \pm 470 \text{ (lumi) pb}$ and $1952 \pm 4 \text{ (stat)} \pm 18 \text{ (syst)} \pm 45 \text{ (lumi) pb}$. The measured values agree with cross section calculations at next-to-next-to-leading-order in perturbative quantum chromodynamics. Fiducial and total inclusive cross sections, ratios of cross sections of W^+ and W^- production as well as inclusive W and Z boson production, and ratios of these measurements at 5.02 and 13 TeV are reported.

KEYWORDS: Hadron-Hadron Scattering, Vector Boson Production

ARXIV EPRINT: [2408.03744](https://arxiv.org/abs/2408.03744)

Contents

1	Introduction	1
2	The CMS detector	2
3	Simulated event samples	2
4	Event reconstruction	2
5	Event selection	4
6	Signal extraction and background estimation	5
7	Systematic uncertainties	6
8	Results	11
9	Summary	16
	The CMS collaboration	31

1 Introduction

Measurements of the inclusive cross sections for W and Z boson production at hadron colliders are important tests of higher-order perturbative quantum chromodynamics (QCD) and electroweak (EW) corrections. The precise determination of the inclusive cross sections and their ratios provides constraints on the parton distribution functions (PDFs) of the proton [1–4]. Theoretical predictions of the inclusive cross sections for W and Z boson production are available at next-to-next-to-leading order (NNLO) [5, 6] and next-to-NNLO (N³LO) [7] accuracy in QCD. The EW corrections are available at next-to-leading-order (NLO) accuracy [8–10].

This paper describes the measurements of the products of the inclusive cross sections for W and Z boson production and leptonic ($\ell = e$ or μ) decay branching fractions at the CERN LHC with the CMS detector [11]. The gauge bosons are reconstructed via their decays to electrons and muons, which provide a clean experimental signature. The $Z/\gamma^* \rightarrow \ell^+\ell^-$ process is referred to as the Z boson process in this paper.

The measurements are performed in proton-proton (pp) collisions at $\sqrt{s} = 5.02$ and 13 TeV, collected at the end of 2017 in dedicated runs with reduced instantaneous luminosity. The peak delivered instantaneous luminosities were $1.3 \times 10^{33} \text{ cm}^{-2} \text{ s}^{-1}$ and $2.5 \times 10^{33} \text{ cm}^{-2} \text{ s}^{-1}$ with an average of two and three pp interactions per bunch crossing at $\sqrt{s} = 5.02$ and 13 TeV. Because of this, the missing transverse momentum ($p_{\text{T}}^{\text{miss}}$) resolution and the lepton isolation efficiency in these special runs are improved compared with those in regular runs, therefore reducing the background contamination after final event selections. The total integrated luminosities of these special runs used in the analysis described in this paper are 298 pb^{-1} at 5.02 TeV and 206 pb^{-1} at 13 TeV. The measurements of cross section ratios of W^+ and W^- production as well as inclusive W and Z boson production, and ratios of these measurements at 5.02 and 13 TeV are also performed.

Fiducial and total inclusive cross sections for W and Z boson production and cross section ratios were previously studied by the ATLAS, CMS, and LHCb collaborations in pp collisions at $\sqrt{s} = 2.76, 5.02, 7, 8, 13,$ and 13.6 TeV at the LHC [12–29]. Compared with the previous results, the current measurements have reduced systematic uncertainties, and include the ratios of the production cross sections measured at two center-of-mass energies (5.02 TeV and 13 TeV). Tabulated results are provided in the HEPData record for this analysis [30].

2 The CMS detector

The central feature of the CMS apparatus is a superconducting solenoid of 6 m internal diameter, providing a magnetic field of 3.8 T. Within the magnetic volume there are a silicon pixel and strip tracker, a lead tungstate crystal electromagnetic calorimeter (ECAL), and a brass and scintillator hadron calorimeter, each composed of a barrel and two endcap sections. Forward calorimeters extend the pseudorapidity (η) coverage provided by the barrel and endcap detectors. Muons are detected in gas-ionization detectors embedded in the steel flux-return yoke outside the solenoid. A more detailed description of the CMS detector, together with a definition of the coordinate system used and the relevant kinematic variables, is presented in ref. [11].

Events of interest are selected using a two-tiered trigger system. The first level, composed of custom hardware processors, uses information from the calorimeters and muon detectors to select events of interest at a rate of around 100 kHz within a fixed latency of $4 \mu\text{s}$ [31]. The second level, known as the high-level trigger, consists of a farm of processors running a version of the full event reconstruction software optimized for fast processing, and reduces the event rate to $\mathcal{O}(1 \text{ kHz})$ before data storage [32].

3 Simulated event samples

Several Monte Carlo (MC) event generators are used to simulate the signal and background processes. The W and Z boson signal samples ($W \rightarrow \ell\nu$ and $Z \rightarrow \ell^+\ell^-$, where $\ell = e, \mu$) at 5.02 and 13 TeV are simulated at NLO in perturbative QCD with the MADGRAPH5_aMC@NLO event generator in version 2.3.3 [33]. The same settings are used for the simulation of $W \rightarrow \tau\nu$ and $Z \rightarrow \tau^+\tau^-$ background processes. Other background samples are simulated with POWHEG 2.0 [34–37], including the diboson (WW, ZZ, and WZ) and $t\bar{t}$ processes [38, 39]. The PYTHIA 8.230 [40] package is used for parton showering, hadronization, and the underlying event simulation, with the CP5 tune [41, 42]. The NNPDF 3.1 [4] set of PDFs at NNLO in QCD is used as the default set of PDFs.

The detector response is simulated using a detailed description of the CMS detector based on the GEANT4 package [43], and event reconstruction is performed with the same algorithms used for the observed events. Additional pp interactions (pileup) occurring in the same or nearby beam crossing as the event of interest are included in the simulation.

4 Event reconstruction

The particle-flow (PF) algorithm [44] reconstructs and identifies each individual particle in an event, with an optimized combination of all subdetector information. The individual

particles (PF candidates) are identified as charged and neutral hadrons, leptons, or photons. The primary vertex is taken to be the vertex corresponding to the hardest scattering in the event, evaluated using tracking information alone, as described in section 9.4.1 of ref. [45].

Hadronic jets are clustered from these reconstructed particles using the infrared and collinear safe anti- k_T algorithm [46, 47] with a distance parameter of 0.4. The vector \vec{p}_T^{miss} is computed as the negative vector sum of the transverse momenta of all the PF candidates in an event. Its magnitude is denoted as p_T^{miss} [48].

Electrons are reconstructed by associating a track reconstructed in the inner silicon detectors with a cluster of energy in the ECAL [49, 50]. The electron momentum is estimated by combining the energy measurement in the ECAL with the momentum measurement in the tracker. The momentum resolution for electrons with $p_T \approx 45$ GeV from $Z \rightarrow ee$ decays ranges from 1.6 to 5%. It is generally better in the barrel region than in the endcaps, and also depends on the bremsstrahlung energy emitted by the electron as it traverses the material in front of the ECAL. The selected electron candidates cannot originate from photon conversions in the inner silicon tracker material and must satisfy a set of quality requirements based on the shower shape of the energy deposit in the ECAL. The ECAL barrel-endcap transition region $1.44 < |\eta| < 1.57$ is excluded to avoid the region with poor electron reconstruction efficiency and resolution.

Muons are reconstructed by associating a track reconstructed in the inner silicon detectors with a track in the muon system. Muons are measured in the range $|\eta| < 2.4$, with detection planes made using three technologies: drift tubes, cathode strip chambers, and resistive plate chambers. The single muon trigger efficiency exceeds 90% over the full η range, and the efficiency to reconstruct and identify muons is greater than 96%. Matching muons to tracks measured in the silicon tracker results in a relative transverse momentum resolution, for muons with p_T up to 100 GeV, of 1% in the barrel and 3% in the endcaps. The p_T resolution in the barrel is better than 7% for muons with p_T up to 1 TeV [51]. The selected muon candidates are required to satisfy a set of quality requirements based on the number of spatial measurements in the silicon tracker and the muon system, as well as the fit quality of the combined muon track [51].

The lepton (electron or muon) candidate tracks must be consistent with the primary vertex of the event to suppress electron candidates from photon conversions and lepton candidates originating from decays of heavy quarks and τ leptons. The lepton candidates must be isolated from other particles in the event. The relative isolation for the lepton candidates with p_T^ℓ is defined as

$$R_{\text{iso}} = \left[\sum_{\substack{\text{charged} \\ \text{hadrons}}} p_T + \max \left(0, \sum_{\substack{\text{neutral} \\ \text{hadrons}}} p_T + \sum_{\text{photons}} p_T - p_T^{\text{PU}} \right) \right] / p_T^\ell, \quad (4.1)$$

where the sums run over the charged hadrons, neutral hadrons, and photons in a cone defined by $\Delta R \equiv \sqrt{(\Delta\eta)^2 + (\Delta\phi)^2} = 0.3$ (0.4) around the electron (muon) trajectory. To mitigate the contribution of pileup interactions to the isolation, only charged hadrons originating from the primary vertex are included in the first sum [52], and the estimated neutral contribution from pileup, p_T^{PU} , is subtracted [49, 51] from the isolation quantities. For electrons, p_T^{PU} is estimated as ρA_{eff} , where ρ is the median of the transverse energy density per unit area in the event and

A_{eff} is the area of the isolation region weighted by a factor that accounts for the dependence of the pileup transverse energy density on the object η [49]. For muons, p_{T}^{PU} is estimated by $0.5 \sum_i p_{\text{T}}^{\text{PU},i}$, where i runs over the charged hadrons originating from pileup vertices, and the factor 0.5 corrects for the ratio of charged to neutral particles in the isolation cone [51].

5 Event selection

Leptonic W boson decays are characterized by a prompt, energetic, and isolated charged lepton and a neutrino giving rise to significant $p_{\text{T}}^{\text{miss}}$. The Z boson decays to leptons are selected by requiring two energetic and isolated leptons of the same flavor and opposite charge.

The events are triggered by the presence of at least one electron with transverse momentum $p_{\text{T}} > 17(20)$ GeV and $|\eta| < 2.5$ at 5.02 (13) TeV, or at least one muon with $p_{\text{T}} > 17$ GeV and $|\eta| < 2.4$. The triggered electron and muon candidates satisfy less restrictive isolation and quality requirements than the offline selection criteria.

The fiducial region for the W boson is defined by the charged-lepton kinematic requirements with $p_{\text{T}} > 25$ GeV and $|\eta| < 2.4$ and a requirement on the W boson transverse mass $m_{\text{T}} > 40$ GeV, defined as $m_{\text{T}} = \sqrt{2p_{\text{T}}^{\ell} p_{\text{T}}^{\nu} [1 - \cos(\Delta\phi)]}$, where p_{T}^{ν} is the magnitude of the neutrino p_{T} and $\Delta\phi$ is the azimuthal angle between the lepton and the neutrino directions. The p_{T}^{ν} is estimated by $p_{\text{T}}^{\text{miss}}$. To reduce contamination from events with a Z boson, events are rejected if there are additional muons or electrons with $p_{\text{T}} > 10$ GeV that satisfy less restrictive selection requirements (with average selection efficiencies above 95%) than the signal lepton candidate selection [49, 51].

The fiducial region for the Z boson is defined by a common set of kinematic selections applied to both the e^+e^- and $\mu^+\mu^-$ final states at generator level, emulating the selection performed at the reconstruction level. Leptons are required to have $p_{\text{T}} > 25$ GeV and $|\eta| < 2.4$, and the dilepton invariant mass ($m_{\ell^+\ell^-}$) is required to lie within 60–120 GeV.

The products of the fiducial inclusive production cross sections for the W and Z bosons and their leptonic decay branching fractions can be expressed as:

$$\sigma^{\text{fid}} \mathcal{B} = \frac{N_{\text{sig}}}{\epsilon \mathcal{L}} \tag{5.1}$$

where N_{sig} is the number of signal events, ϵ is the efficiency of the signal events within the fiducial region satisfying the event selection requirements, and \mathcal{L} is the integrated luminosity. The product of the total inclusive cross section σ^{tot} and \mathcal{B} is defined as $\sigma^{\text{fid}} \mathcal{B}/A$, where A is the kinematic acceptance. Electrons and muons produced in the decay of τ leptons are excluded in the definition of the fiducial region. The leptons at the generator level are defined at Born level, i.e., before the quantum electrodynamics final-state radiation (FSR).

The efficiencies for the reconstruction, identification, and isolation requirements on the leptons are obtained in bins of charge, p_{T} , and η using the “tag-and-probe” technique [17] with $Z \rightarrow \ell^+\ell^-$ events that provide an unbiased data sample with high purity. The electron (muon) candidates have an average combined reconstruction, identification, and isolation efficiency of 70 (90)%. Electron momentum scale corrections [49] depend on the number of simultaneous collisions, and are therefore derived using special low pileup runs at 13 TeV. The dependence on the center-of-mass energy is small and therefore the same electron momentum scale corrections are applied at 5.02 TeV and 13 TeV. Muon momentum scale corrections [53]

are derived from regular runs in 2017 and are applicable to special runs in this inclusive cross section analysis.

During the 2017 data taking, a gradual shift in the timing of the inputs of the ECAL first-level trigger in the region at $|\eta| > 2.0$ caused a specific trigger inefficiency, referred to as “prefiring” [54]. For events containing an electron (a jet) with p_T larger than ≈ 50 GeV (≈ 100 GeV), in the region $2.5 < |\eta| < 3.0$, the efficiency loss is ≈ 10 – 20% , depending on p_T , η , and time. Correction factors were computed from data and applied to the acceptance evaluated by simulation.

6 Signal extraction and background estimation

The statistical analysis of the event yields is performed with a binned maximum likelihood fit to the m_T and $m_{\ell^+\ell^-}$ distributions in the W and Z boson signal regions, respectively. The fits are done simultaneously in the electron and muon channels, assuming lepton flavor universality. Electron and muon channels are also fitted separately and the results are compatible within uncertainty. The systematic uncertainties are treated as nuisance parameters in the fit. A combination of methods based on control samples in data and simulation studies is used to estimate background contributions. In all cases where simulated samples are used, events are reweighted to correct the lepton and trigger efficiencies to match those measured in data.

The Drell-Yan (DY) lepton pair production is a background in the W boson signal selection when one of the two leptons does not enter the fiducial region or is not reconstructed. The contribution of this background process as well as the contribution of the top quark and diboson processes are estimated from the simulation, and normalized to their expected cross sections with the corresponding theoretical and experimental uncertainties. The contribution of the signal events not entering the fiducial region at the generator level is normalized to the corresponding signal yield in the final likelihood fit through the ratios of the theoretical cross sections. The same treatment is applied to estimate the contributions from the $W \rightarrow \tau\nu$ and $Z \rightarrow \tau^+\tau^-$ backgrounds. The background contribution from $W \rightarrow \tau\nu$, DY, and diboson processes is denoted as the EW background.

Another source of background in the W boson signal region is the standard model events composed uniquely of jets produced through the strong interaction, referred to as QCD multijet events. An accurate simulation of the p_T^{miss} is essential to distinguish the W boson signal from the QCD multijet backgrounds. The p_T^{miss} response and resolution is derived in the Z boson signal region. The hadronic recoil, which is the hadronic system the boson recoils against, is studied in data and simulations after the Z boson kinematic selections, and then the measured performance difference between data and simulation is applied to the simulation as a function of the p_T of the generated W and Z boson, following the procedure documented in [17].

The isolation requirements reduce the contributions from QCD multijet events. The remaining QCD multijet background contributions are estimated using control samples in observed data. A misidentification factor is defined and calculated as:

$$\text{MF} = \frac{N_{\text{QCD}}^{\text{Iso}}}{N_{\text{QCD}}^{\text{Non-Iso}}} \quad (6.1)$$

where $N_{\text{QCD}}^{\text{Iso}}$ and $N_{\text{QCD}}^{\text{Non-Iso}}$ are the QCD multijet contributions in the lepton isolated and

antiisolated regions, respectively. They are estimated by subtracting the contributions of prompt isolated leptons from observed data, estimated using EW simulation samples. The misidentification factors are measured separately for different flavors (e and μ), binned in lepton p_T , η , and $\Delta\phi$ between the lepton and the neutrino directions. The $m_T < 20$ GeV region is used to measure the misidentification factors; a background-dominated region with $20 < m_T < 40$ GeV confirms the validity of this procedure within the statistical uncertainties, which is around a few percent. The measured MFs are applied to the QCD multijet events in the antiisolated region with $m_T > 40$ GeV to estimate the contribution in the W boson signal region.

The statistical uncertainties in the misidentification factors are propagated to the final fits and treated as uncertainties that modify the shape of the observable distributions, hereafter referred to as shape uncertainties. In addition, the systematic effects due to signal contamination in the lepton isolated and antiisolated regions are considered. Contributions from prompt isolated leptons estimated from the simulation, i.e., signal, EW background, and $t\bar{t}$ processes, in the lepton (non)isolated regions are varied by 10 (20)%, corresponding roughly to their contributions in these regions. The resulting m_T difference is included as a shape uncertainty in the maximum likelihood fit.

The distributions of m_T in the signal regions of the W^+ (W^-) boson in the electron and muon final states are shown in figure 1 (figure 2) at 5.02 TeV (upper) and 13 TeV (lower). The distributions of $m_{e^+e^-}$ and $m_{\mu^+\mu^-}$ in the signal region for the pp collisions at $\sqrt{s} = 5.02$ TeV (upper plots) and 13 TeV (lower ones) are shown in figure 3. The predicted yields are shown with their best fit normalizations. The data yields, together with the contributions of the different processes in the electron and muon final states at 5.02 and 13 TeV after the maximum likelihood fit, are shown in tables 1 and 2, respectively. As a check of the methodology, fits were also performed switching to CT18 [55] PDFs at NNLO in QCD, and the difference on the results is negligible.

7 Systematic uncertainties

The sources of systematic uncertainty in the measurement include the uncertainties in the integrated luminosity, lepton efficiencies (reconstruction, identification, and trigger), prefiring, lepton momentum scale and resolution, background estimation, p_T^{miss} modeling, and the theoretical uncertainty in the kinematic acceptance. Different sources of systematic uncertainties can affect the rates and shapes of the $m_{\ell^+\ell^-}$ and m_T distributions for the signal and background processes in the simultaneous binned maximum likelihood fit, using the CMS statistical analysis tool COMBINE [56].

The largest source of uncertainty in the inclusive cross section measurements comes from the measurement of the integrated luminosity and amounts to 1.9 and 2.3% for the 5.02 and 13 TeV data samples [57, 58]. The integrated luminosity uncertainty for the cross section ratios between 13 and 5.02 TeV is about 2.8%. It gets canceled in the measurements of the cross section ratios at the same \sqrt{s} , and also in the double ratios between 13 and 5.02 TeV.

The systematic uncertainties in the measurement of the reconstruction, identification, and trigger efficiencies are estimated by studying the modeling of the background and signal parameterization in the $m_{\ell^+\ell^-}$ fit used in the tag-and-probe technique. The uncertainty in

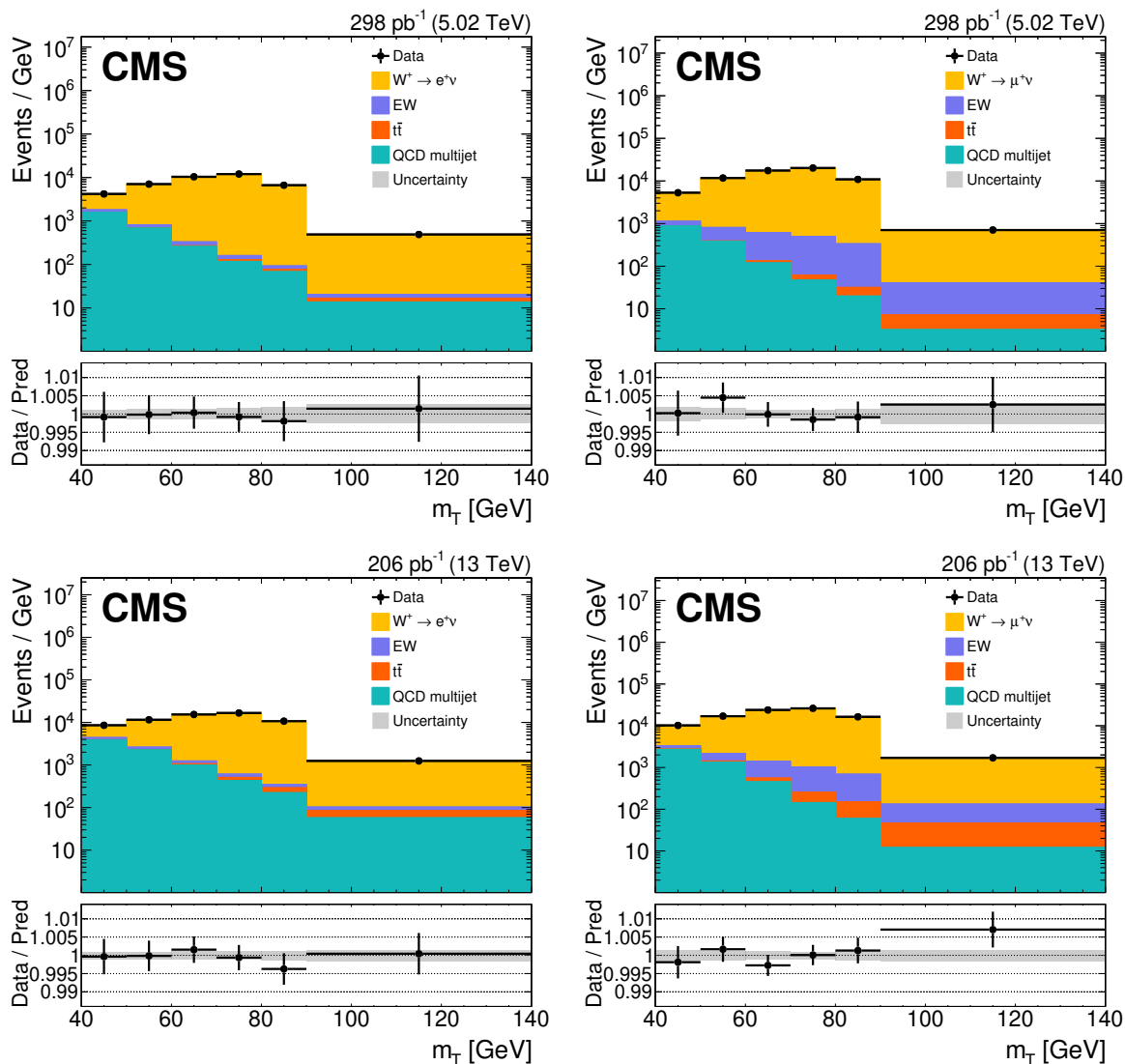


Figure 1. Distributions of m_T in the W^+ signal selection for electron (left) and muon (right) final states for the pp collisions at $\sqrt{s} = 5.02$ TeV (upper) and 13 TeV (lower) after the maximum likelihood fit. The vertical bars on the observed data represent corresponding statistical uncertainties. The EW backgrounds include the contributions from DY, $W \rightarrow \tau\nu$, and diboson processes. The lower panel in each plot shows the ratio of the number of observed events to that of the total signal and background predictions. The grey band represents the uncertainty in the total prediction after the fit.

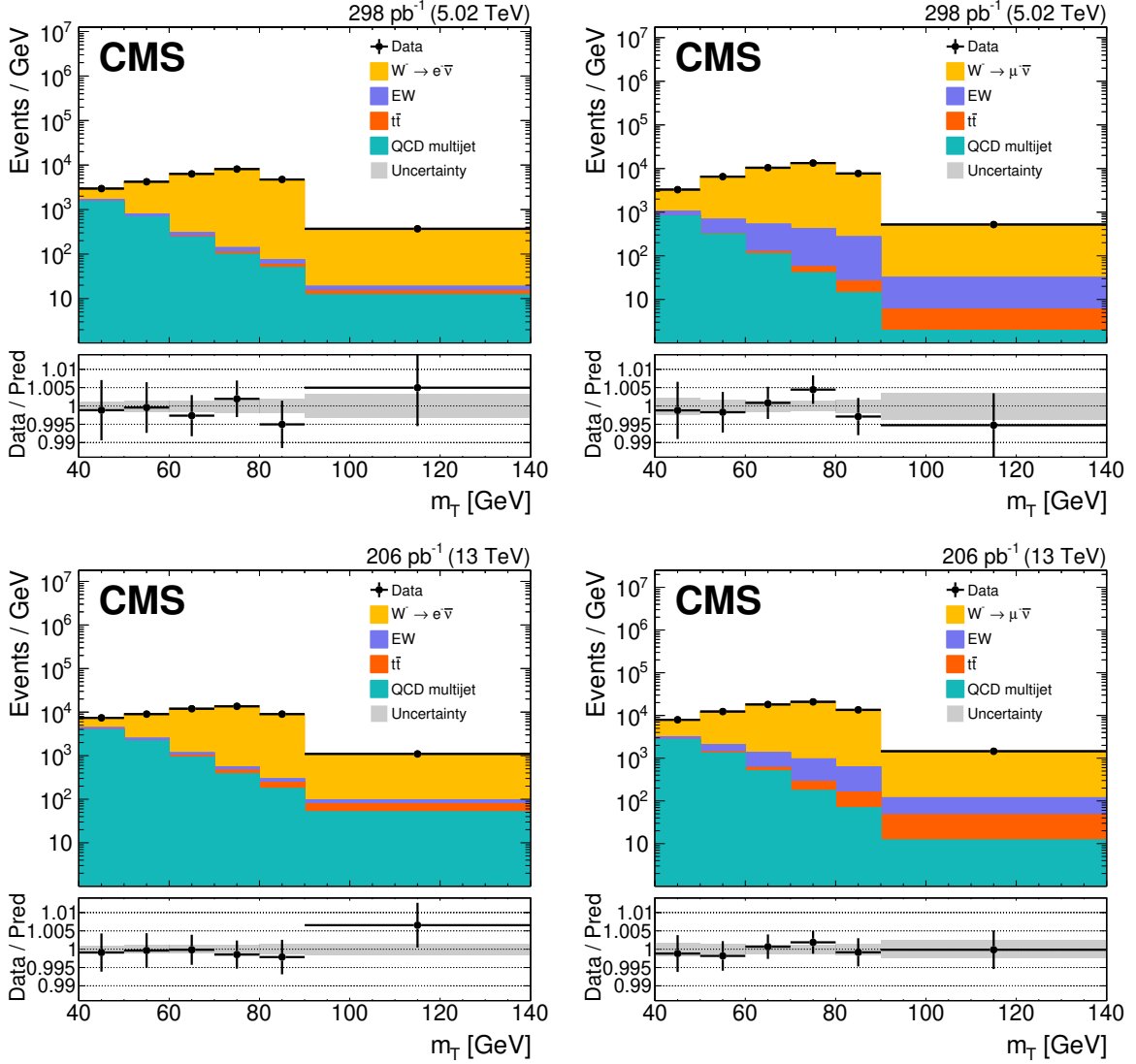


Figure 2. Distributions of m_T in the W^- signal selection for electron (left) and muon (right) final states for the pp collisions at $\sqrt{s} = 5.02$ TeV (upper) and 13 TeV (lower) after the maximum likelihood fit. The EW backgrounds include the contributions from DY, $W \rightarrow \tau\nu$, and diboson processes. Notations are as in figure 1.

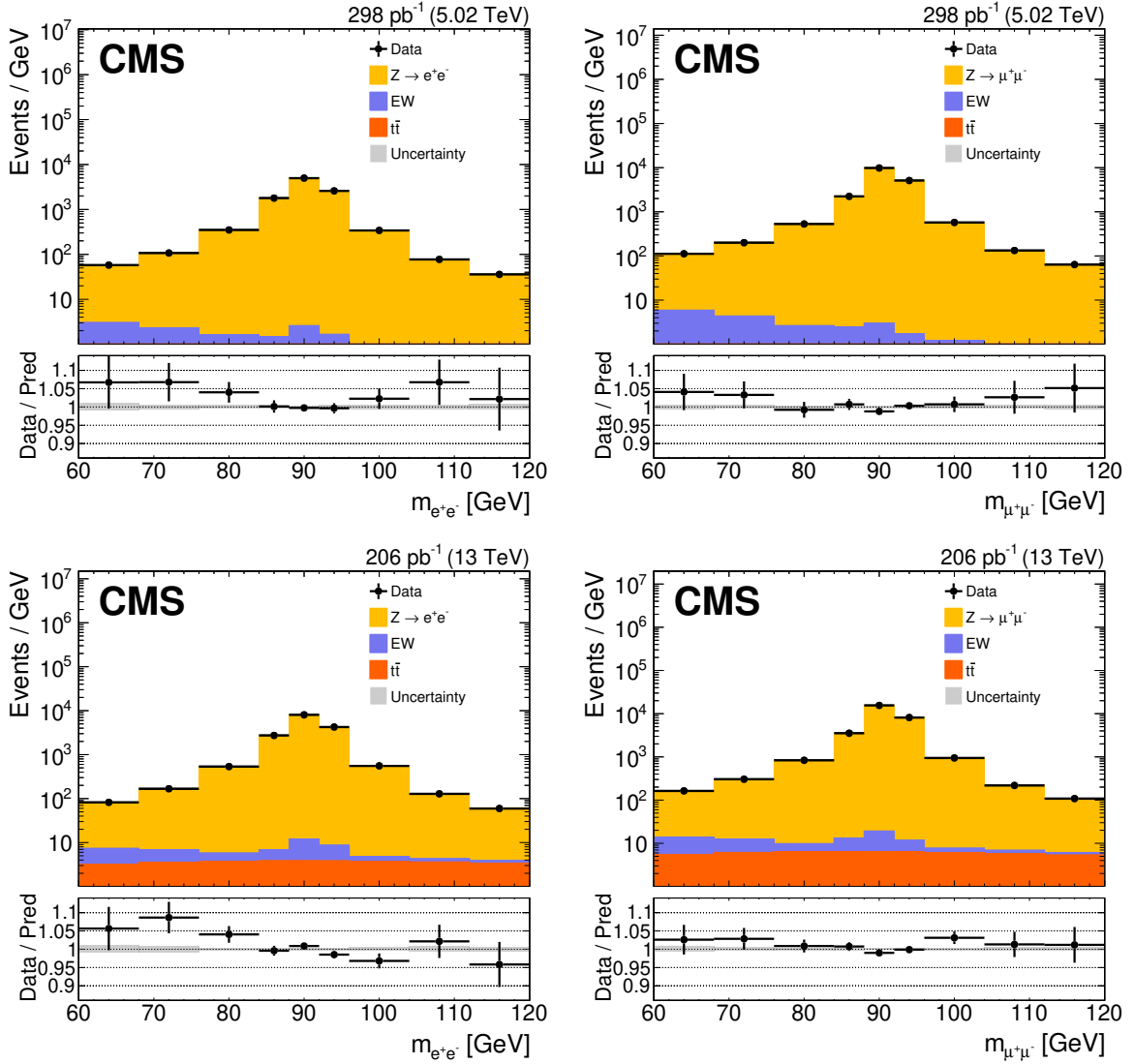


Figure 3. Distributions of $m_{e^+e^-}$ (left) and $m_{\mu^+\mu^-}$ (right) for the pp collisions at $\sqrt{s} = 5.02$ TeV (upper) and 13 TeV (lower), after the maximum likelihood fit. The EW backgrounds include the contributions from diboson processes. Notations are as in figure 1.

	$W^+ \rightarrow e^+\nu$	$W^- \rightarrow e^-\bar{\nu}$	$Z \rightarrow e^+e^-$	$W^+ \rightarrow \mu^+\nu$	$W^- \rightarrow \mu^-\bar{\nu}$	$Z \rightarrow \mu^+\mu^-$
Observed	426023	281098	45031	688565	438044	81257
Signal	393080 ± 630	250360 ± 500	44720 ± 210	652320 ± 810	406600 ± 640	81310 ± 290
EW	4610 ± 68	4224 ± 65	64.6 ± 8.0	20640 ± 140	17370 ± 130	107 ± 10
$t\bar{t}$	572 ± 24	577 ± 24	31.4 ± 5.6	795 ± 28	797 ± 28	50.5 ± 7.1
QCD multijet	27950 ± 170	26150 ± 160	—	14600 ± 120	13110 ± 110	—

Table 1. Event yields, after the maximum likelihood fit, in the W^+ , W^- , and Z boson signal regions for electron and muon final states at 5.02 TeV. The uncertainties include only the statistical component.

	$W^+ \rightarrow e^+\nu$	$W^- \rightarrow e^-\bar{\nu}$	$Z \rightarrow e^+e^-$	$W^+ \rightarrow \mu^+\nu$	$W^- \rightarrow \mu^-\bar{\nu}$	$Z \rightarrow \mu^+\mu^-$
Observed	689131	561870	72040	1016318	796731	128889
Signal	591760 ± 770	467820 ± 680	71520 ± 270	923620 ± 960	708680 ± 840	128390 ± 360
EW	12150 ± 110	11450 ± 110	159 ± 13	38200 ± 200	33710 ± 180	271 ± 16
$t\bar{t}$	4768 ± 69	4780 ± 69	216 ± 15	6326 ± 80	6345 ± 80	360 ± 19
QCD multijet	80750 ± 280	77980 ± 280	—	47910 ± 220	47930 ± 220	—

Table 2. Event yields, after the maximum likelihood fit, in the W^+ , W^- , and Z boson signal regions for electron and muon final states at 13 TeV. The uncertainties include only the statistical component.

the modeling of the electromagnetic FSR in the tag-and-probe fits is obtained by weighting the simulation to reflect the differences between PYTHIA and PHOTOS 3.56 [59] modeling of the FSR with the exponentiation mode. An additional uncertainty is considered by varying the tag selection requirements in the efficiency measurement to estimate the bias coming from the tag selection in the tag-and-probe technique. The statistical uncertainties in the efficiency measurement are considered as uncorrelated among the lepton p_T , η , and charge bins, as they are measured separately and statistically independent.

Similar to the lepton efficiencies, the statistical and systematic prefiring uncertainties are also included. The systematic uncertainty is evaluated by varying the prefiring probability conservatively by $\pm 20\%$, to cover the estimated uncertainty in this probability.

The uncertainties affecting the shape of the m_T distributions are considered with alternative shapes in the maximum likelihood fit. These include uncertainties in modeling the lepton momentum scale and resolution and also in calibrating the hadronic recoil of the W boson [24]. The statistical uncertainties in the recoil calibrations are propagated to the final fits. The modeling of the recoil distributions is also varied, by changing the fitting functions and varying the binning choice. The difference between variations is treated as the systematic uncertainty. These uncertainty contributions are small.

A normalization uncertainty of 5% is assigned to the top quark and diboson background processes to cover for any unaccounted mismodeling of the simulation. Because these processes are suppressed by the event selection, the effect of these uncertainties in the result is very small. The systematic uncertainty in the QCD multijet background estimation using control samples in observed data was described in section 6. The statistical uncertainties due to the finite size of simulated samples are also included [60]. The uncertainty due to the limited size of antiisolated control regions is parametrized with the uncertainty of MF as described in section 6.

The theoretical uncertainties in the kinematic acceptance are estimated by varying the renormalization (μ_R) and factorization (μ_F) scales independently up and down by a factor of two from their nominal values (excluding the variations where μ_R and μ_F scales are set to lowest and highest values at the same time) and taking the largest acceptance variation as the uncertainty. The uncertainties from the NNPDF 3.1 PDF set and the strong coupling α_S are evaluated according to the procedure described in ref. [1]. The fixed-order calculations are unreliable at low vector boson p_T due to soft and collinear gluon radiation, resulting in large logarithmic corrections [61]. Fixed-order perturbative calculations combined with parton shower models [40, 62, 63] provide fully exclusive predictions [33, 34, 37, 64] with only leading logarithmic formal accuracy. Resummation of the logarithmically divergent terms at next-to-next-to-leading logarithmic (NNLL) accuracy has been matched with the fixed-order predictions to achieve accurate predictions for the entire boson p_T range [65, 66]. The differences in the kinematic acceptance between the nominal MADGRAPH5_aMC@NLO and resummed DYTURBO [67–70] predictions are taken as a systematic uncertainty. Finally, the uncertainty in the modeling of the FSR is obtained by comparing the acceptance differences between PYTHIA and PHOTOS predictions.

The systematic uncertainties in the fiducial inclusive cross sections and ratios at 5.02 and 13 TeV are summarized in tables 3 and 4, respectively, for both the electron and muon final states. Table 5 includes the systematic uncertainties in the fiducial inclusive cross section ratios between 13 and 5.02 TeV.

Similar systematic uncertainties for the total inclusive cross sections and ratios are summarized in tables 6, 7, and 8, where the theoretical uncertainties in the acceptance are listed.

For comparisons, the theoretical predictions of the fiducial and total inclusive cross sections and their ratios are computed at NNLO+NNLL in QCD with DYTURBO v1.3.2 using the NNPDF 3.1 [4], NNPDF 4.0 [71], CT18 [55], and MSHT20 [2] PDF sets at NNLO in QCD. The uncertainties in these predictions, at 68% confidence level, include contributions from statistical uncertainty, and uncertainties in the α_S , PDFs, and μ_R and μ_F . The μ_R and μ_F are varied together up and down by a factor of two from their nominal values and the envelope is taken as the uncertainty. The Z boson production cross sections require $m_{\ell^+\ell^-}$ within the range of 60–120 GeV, and include the effect of virtual photons.

8 Results

The results are presented as the measurements of the products of fiducial and total inclusive cross sections and the leptonic decay branching fractions. For fiducial measurements, the systematic uncertainties are reduced because no theoretical extrapolation of the result to the full phase space is performed. In measurements of the ratios of cross sections, some systematic uncertainties cancel, including the largest source in this measurement, the uncertainty in the integrated luminosity. A summary of measured and predicted W^+ , W^- , W , and Z boson production fiducial inclusive cross sections times branching fractions, and W^+ to W^- and W to Z ratios at 5.02 and 13 TeV are shown in tables 9 and 10, respectively. The ratios of these measurements between 13 and 5.02 TeV are shown in table 11. The ratios of theoretical predictions with different PDF sets to the measured fiducial inclusive cross section results are displayed in figure 4 and 5 at 5.02 and 13 TeV, respectively. The comparisons of ratios and double ratios between 13 and 5.02 TeV are provided in figure 6.

	$W^+ \rightarrow \ell^+ \nu$	$W^- \rightarrow \ell^- \bar{\nu}$	$W \rightarrow \ell \nu$	$Z \rightarrow \ell^+ \ell^-$	W^+/W^-	W/Z
Total	0.32	0.34	0.27	0.37	0.40	0.25
Efficiency (stat)	0.24	0.22	0.17	0.27	0.30	0.11
Trigger prefire correction	0.15	0.14	0.14	0.22	0.01	0.08
QCD multijet (syst)	0.11	0.14	0.09	0.11	0.18	0.15
MC sim. stat	0.10	0.12	0.08	0.11	0.15	0.12
EW + $t\bar{t}$ cross section	0.08	0.11	0.10	0.02	0.03	0.08
μ_R and μ_F scales	0.06	0.07	0.06	0.02	0.02	0.05
Efficiency (syst)	0.04	0.05	0.04	0.09	0.01	0.06
PDF + α_S	0.04	0.06	0.03	0.02	0.07	0.05
Hadronic recoil calibration	0.03	0.04	0.04	0.01	0.02	0.05
QCD multijet (stat)	0.03	0.05	0.03	0.03	0.05	0.04

Table 3. Systematic uncertainties, in percent, for the fiducial inclusive cross sections at 5.02 TeV. The 1.9% integrated luminosity uncertainty, which affects the W and Z boson production cross sections, is not included in the table.

	$W^+ \rightarrow \ell^+ \nu$	$W^- \rightarrow \ell^- \bar{\nu}$	$W \rightarrow \ell \nu$	$Z \rightarrow \ell^+ \ell^-$	W^+/W^-	W/Z
Total	0.35	0.35	0.29	0.40	0.40	0.27
Efficiency (stat)	0.23	0.21	0.17	0.26	0.29	0.11
Trigger prefire correction	0.17	0.16	0.17	0.26	0.01	0.09
QCD multijet (syst)	0.16	0.16	0.11	0.14	0.25	0.17
EW + $t\bar{t}$ cross section	0.10	0.11	0.10	0.01	0.01	0.10
MC sim. stat	0.10	0.11	0.08	0.12	0.13	0.12
Efficiency (syst)	0.08	0.09	0.08	0.15	0.01	0.08
PDF + α_S	0.08	0.07	0.05	0.03	0.11	0.06
μ_R and μ_F scales	0.07	0.07	0.07	0.07	0.03	0.05
QCD multijet (stat)	0.02	0.03	0.02	0.02	0.04	0.02
Hadronic recoil calibration	0.02	0.02	0.02	0.02	0.01	0.02

Table 4. Systematic uncertainties, in percent, for the fiducial inclusive cross sections at 13 TeV. The 2.3% integrated luminosity uncertainty, which affects the W and Z boson production cross sections, is not included in the table.

	$W^+ \rightarrow \ell^+ \nu$	$W^- \rightarrow \ell^- \bar{\nu}$	$W \rightarrow \ell \nu$	$Z \rightarrow \ell^+ \ell^-$	W^+/W^-	W/Z
Total	0.48	0.49	0.39	0.55	0.56	0.36
Efficiency (stat)	0.33	0.30	0.24	0.37	0.41	0.16
Trigger prefire correction	0.23	0.21	0.22	0.34	0.02	0.12
QCD multijet (syst)	0.19	0.21	0.13	0.18	0.30	0.23
MC sim. stat	0.14	0.17	0.12	0.17	0.20	0.17
EW + $t\bar{t}$ cross section	0.13	0.15	0.14	0.02	0.03	0.12
Efficiency (syst)	0.09	0.10	0.09	0.18	0.01	0.10
μ_R and μ_F scales	0.09	0.10	0.09	0.08	0.04	0.07
PDF + α_S	0.07	0.06	0.04	0.03	0.09	0.04
Hadronic recoil calibration	0.04	0.05	0.04	0.02	0.02	0.05
QCD multijet (stat)	0.04	0.05	0.03	0.04	0.06	0.04

Table 5. Systematic uncertainties, in percent, for the fiducial inclusive cross section ratios between 13 and 5.02 TeV. The 2.8% integrated luminosity uncertainty, which affects the W and Z boson production cross section ratios, is not included in the table.

	$W^+ \rightarrow \ell^+ \nu$	$W^- \rightarrow \ell^- \bar{\nu}$	$W \rightarrow \ell \nu$	$Z \rightarrow \ell^+ \ell^-$	W^+/W^-	W/Z
Total	0.81	0.89	0.79	0.82	0.66	0.49
μ_R and μ_F scales	0.67	0.73	0.70	0.61	0.08	0.13
Resum. + FSR	0.30	0.37	0.24	0.35	0.47	0.39
Efficiency (stat)	0.23	0.22	0.16	0.26	0.31	0.11
Trigger prefire correction	0.14	0.13	0.14	0.25	0.01	0.11
QCD multijet (syst)	0.13	0.16	0.10	0.13	0.22	0.19
PDF + α_S	0.13	0.17	0.10	0.18	0.22	0.12
MC sim. stat	0.12	0.16	0.12	0.13	0.16	0.14
EW + $t\bar{t}$ cross section	0.07	0.09	0.08	0.01	0.02	0.07
QCD multijet (stat)	0.06	0.06	0.06	0.06	0.06	0.05
Hadronic recoil calibration	0.04	0.05	0.04	0.05	0.01	0.02
Efficiency (syst)	0.04	0.04	0.04	0.09	0.02	0.06

Table 6. Systematic uncertainties, in percent, for the total inclusive cross sections at 5.02 TeV. The 1.9% integrated luminosity uncertainty, which affects the W and Z boson production cross sections, is not included in the table.

	$W^+ \rightarrow \ell^+ \nu$	$W^- \rightarrow \ell^- \bar{\nu}$	$W \rightarrow \ell \nu$	$Z \rightarrow \ell^+ \ell^-$	W^+/W^-	W/Z
Total	0.89	0.92	0.84	0.90	0.69	0.79
μ_R and μ_F scales	0.62	0.64	0.63	0.66	0.08	0.67
PDF + α_S	0.40	0.45	0.41	0.43	0.23	0.22
Resum. + FSR	0.40	0.37	0.29	0.12	0.51	0.26
Trigger prefire correction	0.27	0.25	0.26	0.34	0.01	0.09
Efficiency (stat)	0.25	0.23	0.19	0.28	0.29	0.11
QCD multijet (syst)	0.18	0.18	0.10	0.14	0.30	0.20
MC sim. stat	0.15	0.16	0.14	0.16	0.16	0.15
Efficiency (syst)	0.11	0.11	0.11	0.16	0.01	0.09
EW + $t\bar{t}$ cross section	0.10	0.12	0.11	0.04	0.02	0.09
QCD multijet (stat)	0.08	0.09	0.08	0.07	0.09	0.08
Hadronic recoil calibration	0.02	0.03	0.02	0.05	0.02	0.03

Table 7. Systematic uncertainties, in percent, for the total inclusive cross sections at 13 TeV. The 2.3% integrated luminosity uncertainty, which affects the W and Z boson production cross sections, is not included in the table.

	$W^+ \rightarrow \ell^+ \nu$	$W^- \rightarrow \ell^- \bar{\nu}$	$W \rightarrow \ell \nu$	$Z \rightarrow \ell^+ \ell^-$	W^+/W^-	W/Z
Total	1.20	1.31	1.16	1.22	0.98	0.92
μ_R and μ_F scales	0.91	0.97	0.94	0.90	0.11	0.68
Resum. + FSR	0.50	0.52	0.37	0.37	0.70	0.47
PDF + α_S	0.41	0.54	0.44	0.48	0.40	0.20
Efficiency (stat)	0.34	0.32	0.25	0.39	0.43	0.16
Trigger prefire correction	0.30	0.29	0.30	0.43	0.02	0.14
QCD multijet (syst)	0.22	0.23	0.13	0.19	0.37	0.27
MC sim. stat	0.19	0.23	0.18	0.21	0.23	0.21
EW + $t\bar{t}$ cross section	0.12	0.14	0.13	0.04	0.02	0.11
Efficiency (syst)	0.12	0.12	0.12	0.18	0.03	0.11
QCD multijet (stat)	0.10	0.11	0.09	0.09	0.11	0.10
Hadronic recoil calibration	0.04	0.05	0.05	0.06	0.02	0.04

Table 8. Systematic uncertainties, in percent, for the total inclusive cross section ratios between 13 and 5.02 TeV. The 2.8% integrated luminosity uncertainty, which affects the W and Z boson production cross section ratios, is not included in the table.

	Data	NNPDF3.1	NNPDF4.0	CT18	MSHT20
$W^+ \rightarrow \ell^+ \nu$	$2475 \pm 2_{\text{stat}} \pm 8_{\text{syst}} \pm 47_{\text{lumi}}$	2476 ± 24	2513 ± 18	2431 ± 41	2421 ± 28
$W^- \rightarrow \ell^- \bar{\nu}$	$1525 \pm 2_{\text{stat}} \pm 5_{\text{syst}} \pm 29_{\text{lumi}}$	1519 ± 18	1543.2 ± 8.5	1505 ± 25	1490 ± 18
$W \rightarrow \ell \nu$	$4000 \pm 3_{\text{stat}} \pm 11_{\text{syst}} \pm 76_{\text{lumi}}$	3995 ± 38	4056 ± 22	3936 ± 64	3911 ± 46
$Z \rightarrow \ell^+ \ell^-$	$319.8 \pm 0.9_{\text{stat}} \pm 1.2_{\text{syst}} \pm 6.2_{\text{lumi}}$	319.5 ± 3.7	325.2 ± 1.8	310.2 ± 4.9	314.0 ± 3.5
W^+/W^-	$1.6232 \pm 0.0026_{\text{stat}} \pm 0.0065_{\text{syst}}$	1.631 ± 0.016	1.628 ± 0.013	1.615 ± 0.014	1.6251 ± 0.0076
W/Z	$12.505 \pm 0.037_{\text{stat}} \pm 0.032_{\text{syst}}$	12.51 ± 0.12	12.472 ± 0.077	12.69 ± 0.13	12.455 ± 0.052

Table 9. Comparison of the theoretical calculations and the measured fiducial inclusive cross sections and ratios at 5.02 TeV. The unit for cross sections is always pb. The uncertainties in the theoretical predictions include the statistical uncertainty, and the PDF, α_S , and renormalization and factorization scale uncertainties.

	Data	NNPDF3.1	NNPDF4.0	CT18	MSHT20
$W^+ \rightarrow \ell^+ \nu$	$5170 \pm 20_{\text{syst}} \pm 120_{\text{lumi}}$	5061 ± 62	5118 ± 45	5003 ± 89	4991 ± 57
$W^- \rightarrow \ell^- \bar{\nu}$	$3932 \pm 4_{\text{stat}} \pm 14_{\text{syst}} \pm 89_{\text{lumi}}$	3871 ± 45	3930 ± 28	3783 ± 65	3816 ± 43
$W \rightarrow \ell \nu$	$9110 \pm 10_{\text{stat}} \pm 30_{\text{syst}} \pm 210_{\text{lumi}}$	8932 ± 90	9048 ± 61	8790 ± 150	8807 ± 95
$Z \rightarrow \ell^+ \ell^-$	$754 \pm 2_{\text{stat}} \pm 3_{\text{syst}} \pm 17_{\text{lumi}}$	743 ± 18	753.9 ± 6.0	719 ± 16	734.0 ± 7.7
W^+/W^-	$1.3159 \pm 0.0017_{\text{stat}} \pm 0.0053_{\text{syst}}$	1.307 ± 0.017	1.302 ± 0.012	1.322 ± 0.013	1.3078 ± 0.0085
W/Z	$12.078 \pm 0.028_{\text{stat}} \pm 0.032_{\text{syst}}$	12.02 ± 0.28	12.00 ± 0.11	12.21 ± 0.16	11.998 ± 0.065

Table 10. Comparison of the theoretical calculations and the measured fiducial inclusive cross sections and ratios at 13 TeV. The unit for cross sections is always pb. The uncertainties in the theoretical predictions include the statistical uncertainty, and the PDF, α_S , and renormalization and factorization scale uncertainties. The statistical uncertainty for $W^+ \rightarrow \ell^+ \nu$ is negligible compared with the other uncertainties.

	Data	NNPDF3.1	NNPDF4.0	CT18	MSHT20
$W^+ \rightarrow \ell^+ \nu$	$2.091 \pm 0.003_{\text{stat}} \pm 0.010_{\text{syst}} \pm 0.058_{\text{lumi}}$	2.043 ± 0.028	2.037 ± 0.022	2.058 ± 0.020	2.061 ± 0.016
$W^- \rightarrow \ell^- \bar{\nu}$	$2.579 \pm 0.004_{\text{stat}} \pm 0.013_{\text{syst}} \pm 0.072_{\text{lumi}}$	2.549 ± 0.036	2.547 ± 0.020	2.514 ± 0.032	2.561 ± 0.017
$W \rightarrow \ell \nu$	$2.277 \pm 0.002_{\text{stat}} \pm 0.009_{\text{syst}} \pm 0.063_{\text{lumi}}$	2.236 ± 0.025	2.231 ± 0.017	2.232 ± 0.022	2.252 ± 0.014
$Z \rightarrow \ell^+ \ell^-$	$2.357 \pm 0.008_{\text{stat}} \pm 0.013_{\text{syst}} \pm 0.066_{\text{lumi}}$	2.326 ± 0.061	2.318 ± 0.020	2.319 ± 0.033	2.338 ± 0.016
W^+/W^-	$0.8107 \pm 0.0017_{\text{stat}} \pm 0.0045_{\text{syst}}$	0.802 ± 0.013	0.800 ± 0.010	0.8188 ± 0.0080	0.8048 ± 0.0061
W/Z	$0.9658 \pm 0.0036_{\text{stat}} \pm 0.0035_{\text{syst}}$	0.961 ± 0.024	0.9623 ± 0.0097	0.963 ± 0.011	0.9633 ± 0.0044

Table 11. Comparison of the theoretical calculations and the measured fiducial inclusive cross section ratios between 13 and 5.02 TeV. The uncertainties in the theoretical predictions include the statistical uncertainty, and the PDF, α_S , and renormalization and factorization scale uncertainties.

It can be seen that the W^+/W^- and W/Z ratios agree well between measurements and theoretical calculations at 5.02, 13, and also between 13 and 5.02 TeV. For the absolute fiducial inclusive cross sections, the measurements agree well within uncertainties with theoretical cross sections at 5.02 TeV, shown in figure 4. At 13 TeV, shown in figure 5, the measured cross sections are larger than the predictions, among which NNPDF 4.0 [71] at NNLO in QCD provides the closest values. This also causes about the same level of theoretical underprediction of the ratios of W and Z boson production cross sections between 13 and 5.02 TeV, shown in figure 6.

Similarly to the fiducial inclusive cross sections, a summary of measured and predicted total inclusive cross sections for W^+ , W^- , W, and Z boson production times branching fractions, W to Z and W^+ to W^- ratios, and the cross section ratios and double ratios between 13 and 5.02 TeV are shown in tables 12, 13 and 14. The statistical uncertainties of theoretical predictions are largely reduced compared with fiducial inclusive cross section predictions, because of the switch from the Vegas algorithm [72] to interpolating functions for the numerical integration. The ratios of theoretical predictions with different PDF sets to the measured total inclusive cross section results are displayed in figure 7 and 8 at 5.02 and 13 TeV, respectively. The comparisons of ratios and double ratios between 13 and 5.02 TeV are provided in figure 9. The results are also compared with theoretical predictions at N³LO in QCD [7] and are consistent within uncertainties.

Figure 10 provides a summary of the measurements of the total inclusive cross sections for W^+ , W^- , W, and Z boson production times branching fractions versus center-of-mass energy from CMS and experiments at lower-energy colliders [12, 13, 17, 24, 73–76]. The NNPDF 4.0 is chosen as the reference prediction for the comparison as it provides the smallest uncertainties. The measurements are consistent with the theoretical predictions within uncertainties across different energy scales and different collisions (pp and $p\bar{p}$).

9 Summary

Fiducial and total inclusive cross sections for W and Z boson production measured in proton-proton collisions at 5.02 TeV and 13 TeV are presented. Electron and muon decay modes are studied in the data collected with the CMS detector in 2017, in dedicated runs with reduced instantaneous luminosity. The data sets correspond to integrated luminosities of $298 \pm 6 \text{ pb}^{-1}$ at 5.02 TeV and $206 \pm 5 \text{ pb}^{-1}$ at 13 TeV. Measured values of the products of the total inclusive cross sections and the branching fractions are $\sigma(\text{pp} \rightarrow W + X)\mathcal{B}(W \rightarrow \ell\nu) = 7300 \pm 10 \text{ (stat)} \pm 60 \text{ (syst)} \pm 140 \text{ (lumi)} \text{ pb}$, and $\sigma(\text{pp} \rightarrow Z + X)\mathcal{B}(Z \rightarrow \ell^+\ell^-) = 669 \pm 2 \text{ (stat)} \pm 6 \text{ (syst)} \pm 13 \text{ (lumi)} \text{ pb}$ for the dilepton invariant mass in the range of 60–120 GeV at 5.02 TeV, and correspondingly $20480 \pm 10 \text{ (stat)} \pm 170 \text{ (syst)} \pm 470 \text{ (lumi)} \text{ pb}$ and $1952 \pm 4 \text{ (stat)} \pm 18 \text{ (syst)} \pm 45 \text{ (lumi)} \text{ pb}$ at 13 TeV. The measured values agree with cross section calculations at next-to-next-to-leading-order in perturbative quantum chromodynamics. Fiducial and total inclusive cross sections, ratios of cross sections of W^+ to W^- , W to Z, and 13 TeV to 5.02 TeV measurements are reported. The fiducial inclusive cross sections for W and Z boson productions at 5.02 TeV achieve a precision of less than 2%, which is the most precisely measured cross sections from the CMS experiment.

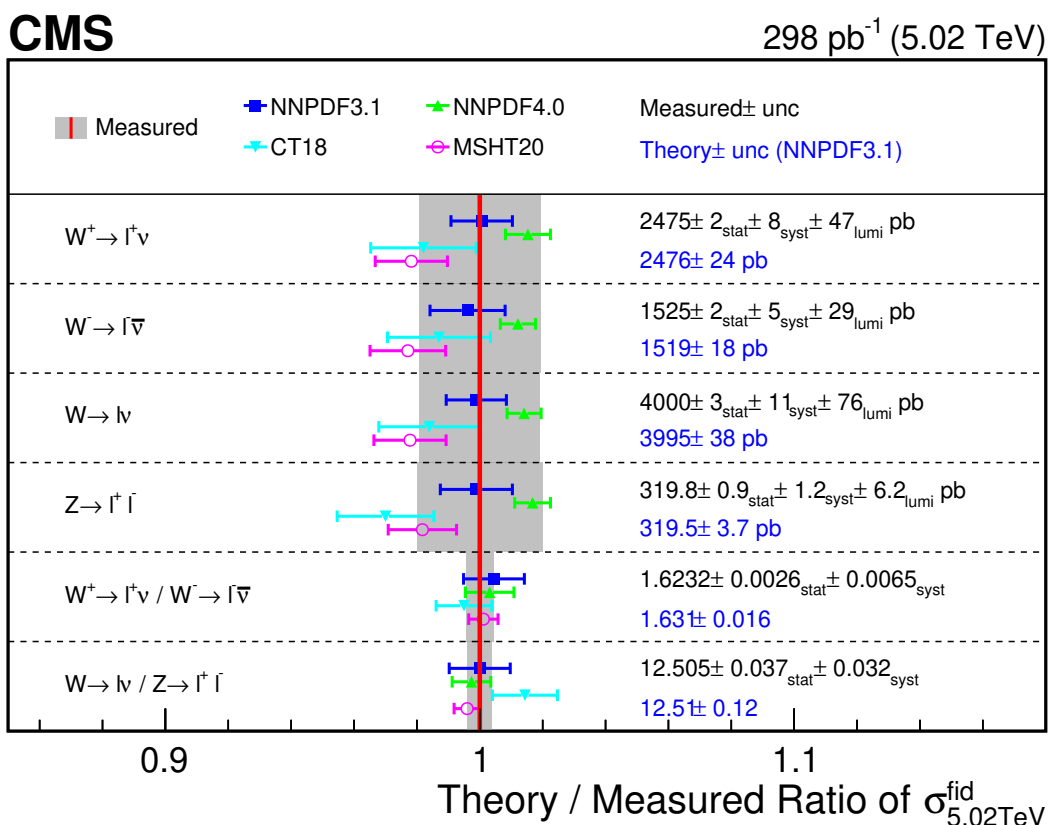


Figure 4. Comparisons of the fiducial inclusive cross sections and cross section ratios between measurements and the theoretical calculations from DYTURBO with different PDF sets at 5.02 TeV. The gray band represents the total uncertainty of each measurement. The uncertainties in the theoretical predictions include the statistical uncertainty, and the PDF, α_S , and renormalization and factorization scale uncertainties. The measured values and theoretical predictions (DYTURBO with NNPDF 3.1 as the example) are also shown in the right part of the plot.

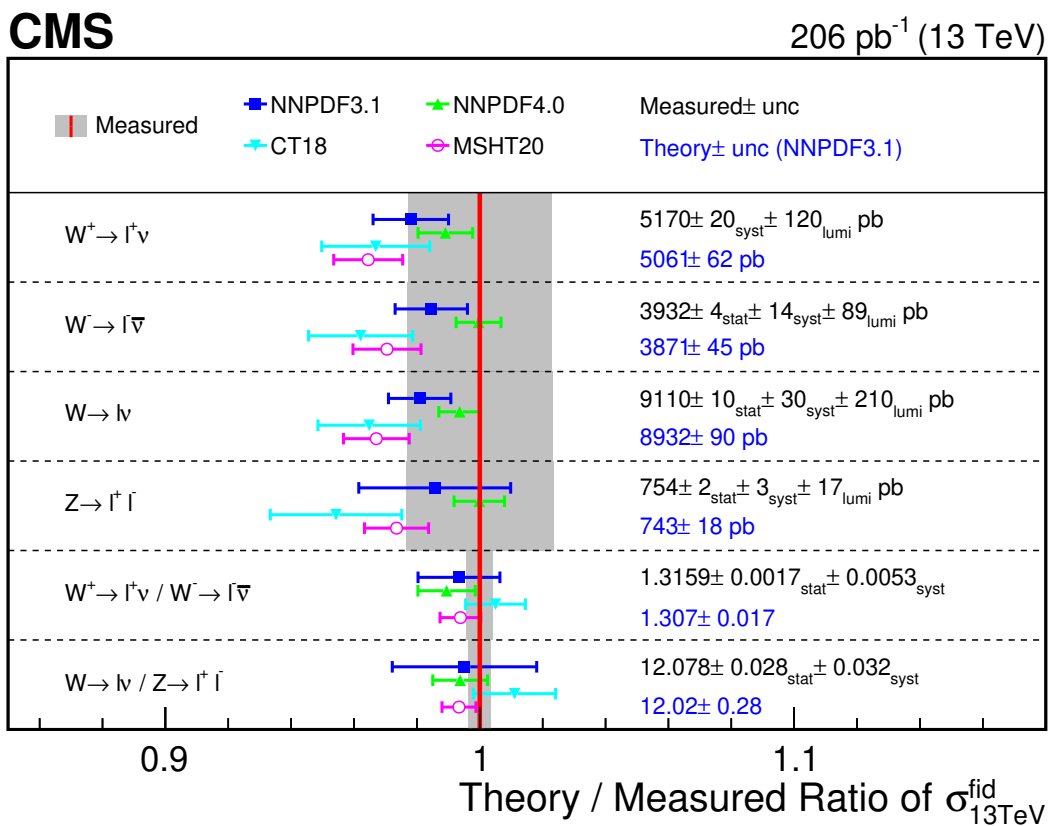


Figure 5. Comparisons of the fiducial inclusive cross sections and cross section ratios between measurements and the theoretical calculations from DYTURBO with different PDF sets at 13 TeV. The gray band represents the total uncertainty of each measurement. The uncertainties in the theoretical predictions include the statistical uncertainty, and the PDF, α_S , and renormalization and factorization scale uncertainties. The measured values and theoretical predictions (DYTURBO with NNPDF 3.1 as the example) are also shown in the right part of the plot. The statistical uncertainty for $W^+ \rightarrow \ell^+ \nu$ is negligible compared with the other uncertainties, therefore not included in this plot.

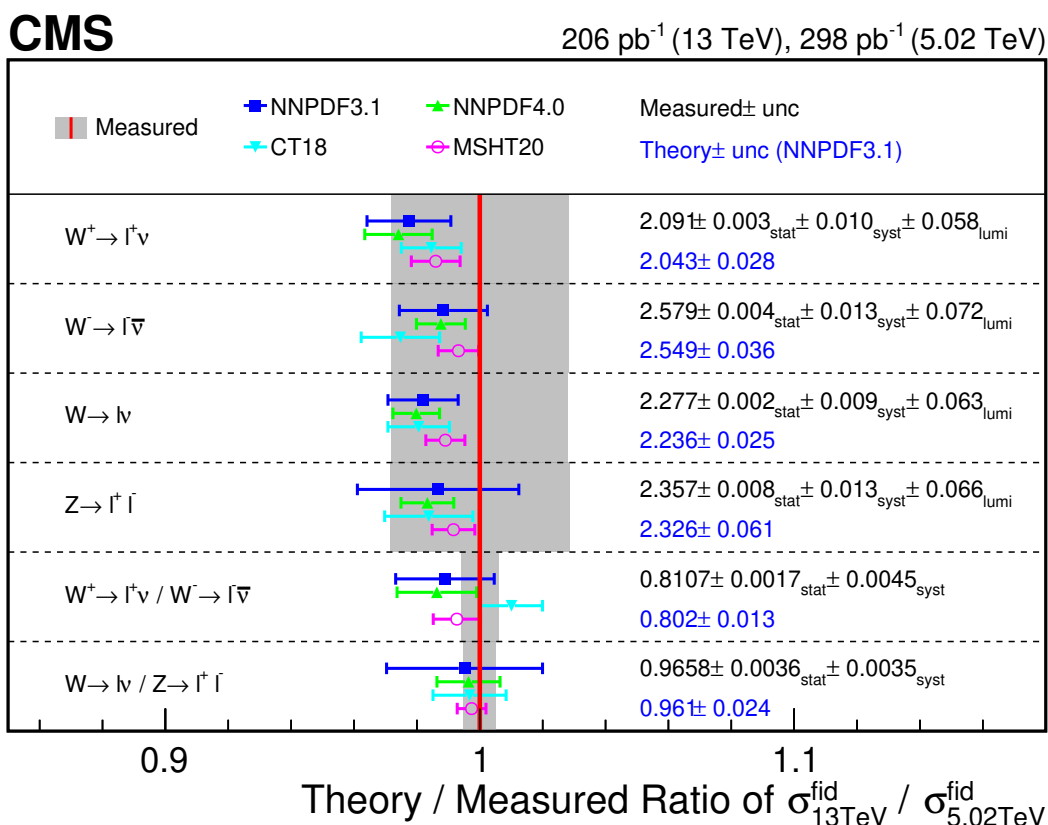


Figure 6. Comparisons of the fiducial inclusive cross section ratios and double ratios between 13 and 5.02 TeV, between measurements and the theoretical calculations from DYTURBO with different PDF sets. The gray band represents the total uncertainty of each measurement. The uncertainties in the theoretical predictions include the statistical uncertainty, and the PDF, α_S , and renormalization and factorization scale uncertainties. The measured values and theoretical predictions (DYTURBO with NNPDF 3.1 as the example) are also shown in the right part of the plot.

	Data	NNPDF3.1	NNPDF4.0	CT18	MSHT20
$W^+ \rightarrow \ell^+ \nu$	$4401 \pm 4_{\text{stat}} \pm 36_{\text{syst}} \pm 84_{\text{lumi}}$	4391^{+47}_{-50}	4444^{+29}_{-30}	4319^{+72}_{-74}	4295^{+50}_{-53}
$W^- \rightarrow \ell^- \bar{\nu}$	$2897 \pm 4_{\text{stat}} \pm 26_{\text{syst}} \pm 55_{\text{lumi}}$	2881^{+31}_{-33}	2919^{+19}_{-22}	2853^{+43}_{-45}	2828^{+35}_{-37}
$W \rightarrow \ell \nu$	$7300 \pm 10_{\text{stat}} \pm 60_{\text{syst}} \pm 140_{\text{lumi}}$	7272^{+77}_{-82}	7363^{+45}_{-50}	7170^{+110}_{-120}	7123^{+84}_{-88}
$Z \rightarrow \ell^+ \ell^-$	$669 \pm 2_{\text{stat}} \pm 6_{\text{syst}} \pm 13_{\text{lumi}}$	$674.7^{+7.1}_{-7.4}$	$684.4^{+3.2}_{-3.8}$	$660.2^{+9.2}_{-9.5}$	$662.7^{+7.0}_{-7.3}$
W^+/W^-	$1.519 \pm 0.002_{\text{stat}} \pm 0.010_{\text{syst}}$	$1.5240^{+0.0050}_{-0.0048}$	$1.5225^{+0.0076}_{-0.0074}$	1.514 ± 0.012	1.5190 ± 0.0060
W/Z	$10.905 \pm 0.032_{\text{stat}} \pm 0.054_{\text{syst}}$	$10.777^{+0.036}_{-0.037}$	$10.758^{+0.039}_{-0.037}$	$10.862^{+0.050}_{-0.051}$	$10.748^{+0.036}_{-0.037}$

Table 12. Comparison of the theoretical calculations and the measured total inclusive cross sections and ratios at 5.02 TeV. The unit for cross sections is always pb. The uncertainties in the theoretical predictions include the statistical uncertainty, and the PDF, α_S , and renormalization and factorization scale uncertainties.

	Data	NNPDF3.1	NNPDF4.0	CT18	MSHT20
$W^+ \rightarrow \ell^+ \nu$	$11800 \pm 10_{\text{stat}} \pm 100_{\text{syst}} \pm 270_{\text{lumi}}$	11540^{+100}_{-130}	11670^{+70}_{-120}	11530^{+180}_{-200}	11430^{+130}_{-150}
$W^- \rightarrow \ell^- \bar{\nu}$	$8670 \pm 10_{\text{stat}} \pm 80_{\text{syst}} \pm 200_{\text{lumi}}$	8526^{+69}_{-97}	8639^{+49}_{-85}	8490^{+130}_{-140}	8440^{+100}_{-110}
$W \rightarrow \ell \nu$	$20480 \pm 10_{\text{stat}} \pm 170_{\text{syst}} \pm 470_{\text{lumi}}$	20070^{+170}_{-230}	20310^{+110}_{-200}	20020^{+310}_{-340}	19870^{+220}_{-250}
$Z \rightarrow \ell^+ \ell^-$	$1952 \pm 4_{\text{stat}} \pm 18_{\text{syst}} \pm 45_{\text{lumi}}$	1940^{+15}_{-21}	1970^{+11}_{-14}	1921^{+30}_{-33}	1935^{+23}_{-27}
W^+/W^-	$1.3615 \pm 0.0018_{\text{stat}} \pm 0.0094_{\text{syst}}$	$1.3536^{+0.0050}_{-0.0044}$	$1.3508^{+0.0062}_{-0.0038}$	1.3571 ± 0.0077	1.3539 ± 0.0056
W/Z	$10.491 \pm 0.024_{\text{stat}} \pm 0.083_{\text{syst}}$	$10.341^{+0.043}_{-0.040}$	$10.309^{+0.033}_{-0.042}$	$10.424^{+0.062}_{-0.060}$	$10.270^{+0.078}_{-0.074}$

Table 13. Comparison of the theoretical calculations and the measured total inclusive cross sections and ratios at 13 TeV. The unit for cross sections is always pb. The uncertainties in the theoretical predictions include the statistical uncertainty, and the PDF, α_S , and renormalization and factorization scale uncertainties.

	Data	NNPDF3.1	NNPDF4.0	CT18	MSHT20
$W^+ \rightarrow \ell^+ \nu$	$2.682 \pm 0.004_{\text{stat}} \pm 0.032_{\text{syst}} \pm 0.075_{\text{lumi}}$	$2.628^{+0.022}_{-0.023}$	$2.626^{+0.017}_{-0.020}$	$2.669^{+0.025}_{-0.026}$	$2.661^{+0.015}_{-0.016}$
$W^- \rightarrow \ell^- \bar{\nu}$	$2.993 \pm 0.005_{\text{stat}} \pm 0.039_{\text{syst}} \pm 0.083_{\text{lumi}}$	$2.959^{+0.022}_{-0.025}$	$2.960^{+0.014}_{-0.018}$	$2.978^{+0.029}_{-0.030}$	2.985 ± 0.016
$W \rightarrow \ell \nu$	$2.806 \pm 0.003_{\text{stat}} \pm 0.032_{\text{syst}} \pm 0.078_{\text{lumi}}$	$2.759^{+0.021}_{-0.023}$	$2.758^{+0.014}_{-0.018}$	$2.792^{+0.025}_{-0.026}$	2.789 ± 0.015
$Z \rightarrow \ell^+ \ell^-$	$2.916 \pm 0.011_{\text{stat}} \pm 0.036_{\text{syst}} \pm 0.081_{\text{lumi}}$	$2.876^{+0.024}_{-0.026}$	2.879 ± 0.014	$2.910^{+0.031}_{-0.033}$	$2.919^{+0.025}_{-0.027}$
W^+/W^-	$0.8963 \pm 0.0019_{\text{stat}} \pm 0.0088_{\text{syst}}$	$0.8882^{+0.0041}_{-0.0038}$	$0.8872^{+0.0051}_{-0.0047}$	0.8964 ± 0.0049	0.8913 ± 0.0030
W/Z	$0.9620 \pm 0.0036_{\text{stat}} \pm 0.0089_{\text{syst}}$	$0.9595^{+0.0030}_{-0.0026}$	$0.9582^{+0.0026}_{-0.0032}$	$0.9597^{+0.0041}_{-0.0040}$	$0.9555^{+0.0068}_{-0.0066}$

Table 14. Comparison of the theoretical calculations and the measured total inclusive cross section ratios and double ratios between 13 and 5.02 TeV. The uncertainties in the theoretical predictions include the statistical uncertainty, and the PDF, α_S , and renormalization and factorization scale uncertainties.

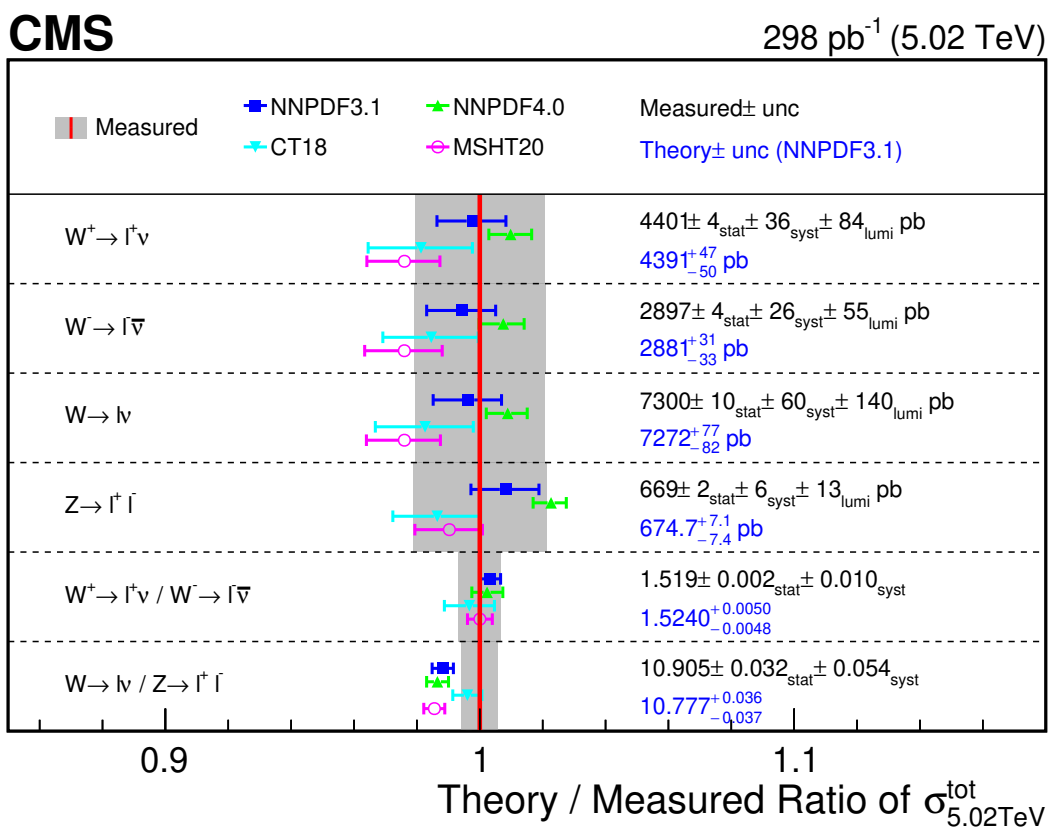


Figure 7. Comparisons of the total inclusive cross sections and cross section ratios between measurements and the theoretical calculations from DYTURBO with different PDF sets at 5.02 TeV. The gray band represents the total uncertainty of each measurement. The uncertainties in the theoretical predictions include the statistical uncertainty, and the PDF, α_S , and renormalization and factorization scale uncertainties. The measured values and theoretical predictions (DYTURBO with NNPDF 3.1 as the example) are also shown in the right part of the plot.

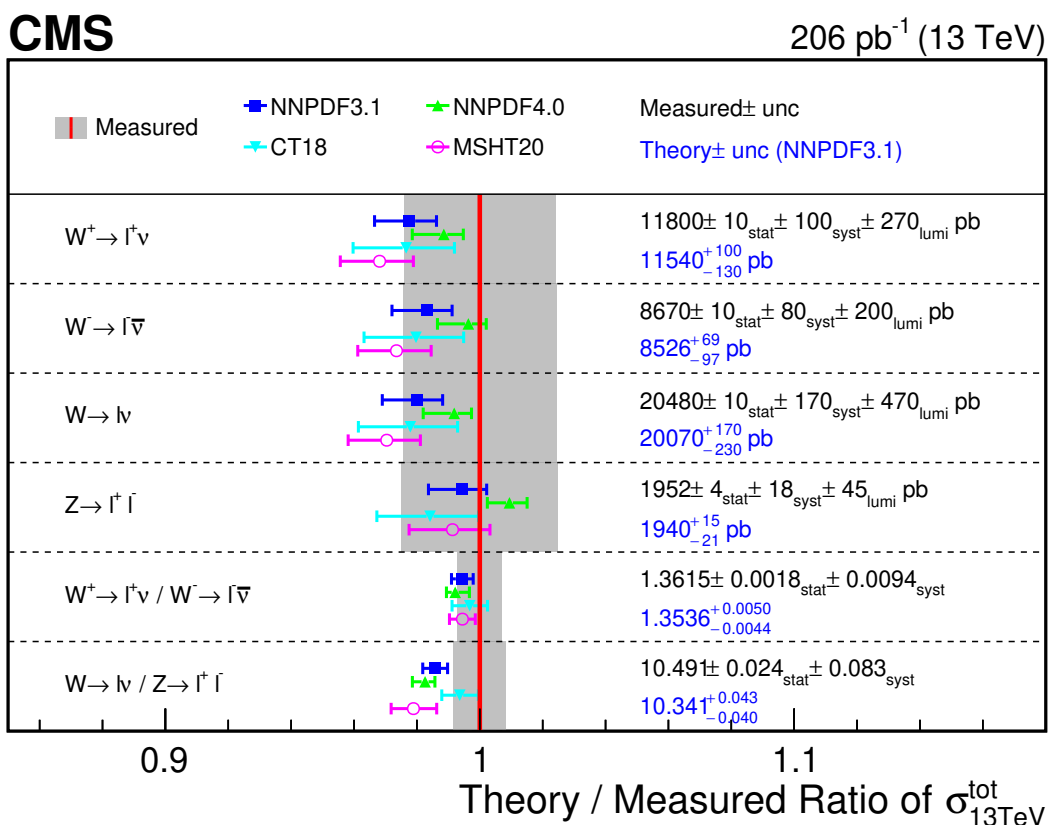


Figure 8. Comparisons of the total inclusive cross sections and cross section ratios between measurements and the theoretical calculations from DYTURBO with different PDF sets at 13 TeV. The gray band represents the total uncertainty of each measurement. The uncertainties in the theoretical predictions include the statistical uncertainty, and the PDF, α_s , and renormalization and factorization scale uncertainties. The measured values and theoretical predictions (DYTURBO with NNPDF 3.1 as the example) are also shown in the right part of the plot.

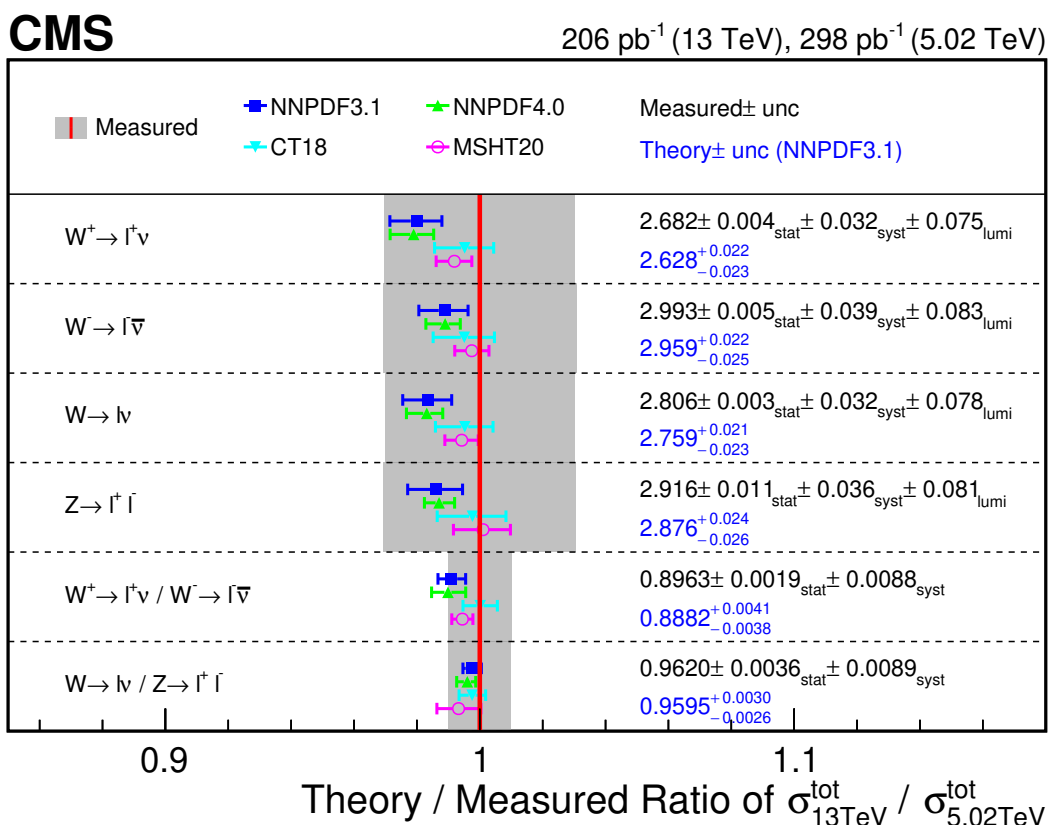


Figure 9. Comparisons of the total inclusive cross section ratios and double ratios between 13 and 5.02 TeV, between measurements and the theoretical calculations from DYTURBO with different PDF sets. The gray band represents the total uncertainty of each measurement. The uncertainties in the theoretical predictions include the statistical uncertainty, and the PDF, α_S , and renormalization and factorization scale uncertainties. The measured values and theoretical predictions (DYTURBO with NNPDF 3.1 as the example) are also shown in the right part of the plot.

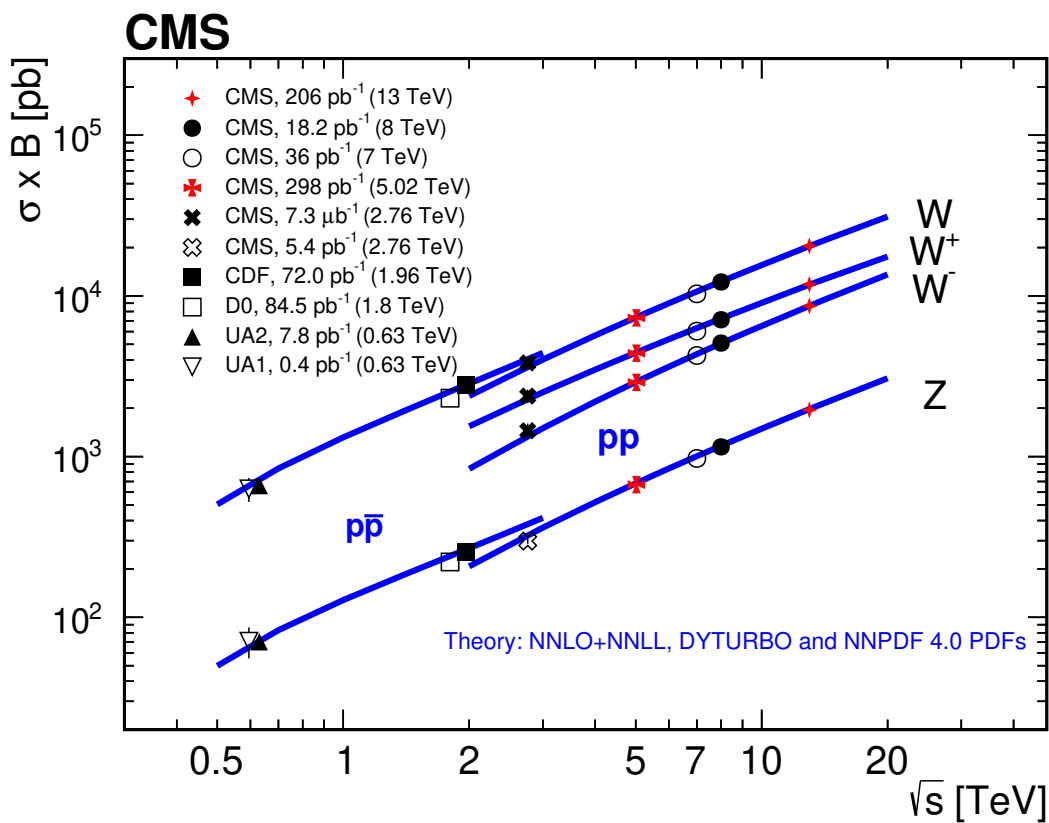


Figure 10. Summary of the measurements of the total inclusive cross sections for W^+ , W^- , W , and Z boson production times branching fractions versus center-of-mass energy from CMS and experiments at lower-energy colliders. The vertical error bar represents the total uncertainty of each measurement.

Acknowledgments

We congratulate our colleagues in the CERN accelerator departments for the excellent performance of the LHC and thank the technical and administrative staffs at CERN and at other CMS institutes for their contributions to the success of the CMS effort. In addition, we gratefully acknowledge the computing centers and personnel of the Worldwide LHC Computing Grid and other centers for delivering so effectively the computing infrastructure essential to our analyses. Finally, we acknowledge the enduring support for the construction and operation of the LHC, the CMS detector, and the supporting computing infrastructure provided by the following funding agencies: SC (Armenia), BMBWF and FWF (Austria); FNRS and FWO (Belgium); CNPq, CAPES, FAPERJ, FAPERGS, and FAPESP (Brazil); MES and BNSF (Bulgaria); CERN; CAS, MoST, and NSFC (China); MINCIENCIAS (Colombia); MSES and CSF (Croatia); RIF (Cyprus); SENESCYT (Ecuador); ERC PRG, RVTT3 and MoER TK202 (Estonia); Academy of Finland, MEC, and HIP (Finland); CEA and CNRS/IN2P3 (France); SRNSF (Georgia); BMBF, DFG, and HGF (Germany); GSRI (Greece); NKFIH (Hungary); DAE and DST (India); IPM (Iran); SFI (Ireland); INFN (Italy); MSIP and NRF (Republic of Korea); MES (Latvia); LMTLT (Lithuania); MOE and UM (Malaysia); BUAP, CINVESTAV, CONACYT, LNS, SEP, and UASLP-FAI (Mexico); MOS (Montenegro); MBIE (New Zealand); PAEC (Pakistan); MES and NSC (Poland); FCT (Portugal); MESTD (Serbia); MCIN/AEI and PCTI (Spain); MOSTR (Sri Lanka); Swiss Funding Agencies (Switzerland); MST (Taipei); MHESI and NSTDA (Thailand); TUBITAK and TENMAK (Turkey); NASU (Ukraine); STFC (United Kingdom); DOE and NSF (U.S.A.).

Individuals have received support from the Marie-Curie program and the European Research Council and Horizon 2020 Grant, contract Nos. 675440, 724704, 752730, 758316, 765710, 824093, 101115353, 101002207, and COST Action CA16108 (European Union); the Leventis Foundation; the Alfred P. Sloan Foundation; the Alexander von Humboldt Foundation; the Science Committee, project no. 22rl-037 (Armenia); the Belgian Federal Science Policy Office; the Fonds pour la Formation à la Recherche dans l'Industrie et dans l'Agriculture (FRIA-Belgium); the F.R.S.-FNRS and FWO (Belgium) under the “Excellence of Science – EOS” – be.h project n. 30820817; the Beijing Municipal Science & Technology Commission, No. Z191100007219010 and Fundamental Research Funds for the Central Universities (China); the Ministry of Education, Youth and Sports (MEYS) of the Czech Republic; the Shota Rustaveli National Science Foundation, grant FR-22-985 (Georgia); the Deutsche Forschungsgemeinschaft (DFG), among others, under Germany’s Excellence Strategy – EXC 2121 “Quantum Universe” – 390833306, and under project number 400140256 - GRK2497; the Hellenic Foundation for Research and Innovation (HFRI), Project Number 2288 (Greece); the Hungarian Academy of Sciences, the New National Excellence Program - ÚNKP, the NKFIH research grants K 131991, K 133046, K 138136, K 143460, K 143477, K 146913, K 146914, K 147048, 2020-2.2.1-ED-2021-00181, and TKP2021-NKTA-64 (Hungary); the Council of Science and Industrial Research, India; ICSC – National Research Center for High Performance Computing, Big Data and Quantum Computing and FAIR – Future Artificial Intelligence Research, funded by the NextGenerationEU program (Italy); the Latvian Council of Science; the Ministry of Education and Science, project no. 2022/WK/14, and the National Science Center, contracts Opus 2021/41/B/ST2/01369 and 2021/43/B/ST2/01552 (Poland); the Fundação

para a Ciência e a Tecnologia, grant CEECIND/01334/2018 (Portugal); the National Priorities Research Program by Qatar National Research Fund; MCIN/AEI/10.13039/501100011033, ERDF “a way of making Europe”, and the Programa Estatal de Fomento de la Investigación Científica y Técnica de Excelencia María de Maeztu, grant MDM-2017-0765 and Programa Severo Ochoa del Principado de Asturias (Spain); the Chulalongkorn Academic into Its 2nd Century Project Advancement Project, and the National Science, Research and Innovation Fund via the Program Management Unit for Human Resources & Institutional Development, Research and Innovation, grant B39G670016 (Thailand); the Kavli Foundation; the Nvidia Corporation; the SuperMicro Corporation; the Welch Foundation, contract C-1845; and the Weston Havens Foundation (U.S.A.).

Data Availability Statement. Release and preservation of data used by the CMS Collaboration as the basis for publications is guided by the [CMS data preservation, re-use and open access policy](#).

Code Availability Statement. The CMS core software is publicly available on [GitHub](#).

Open Access. This article is distributed under the terms of the Creative Commons Attribution License ([CC-BY4.0](#)), which permits any use, distribution and reproduction in any medium, provided the original author(s) and source are credited.

References

- [1] J. Butterworth et al., *PDF4LHC recommendations for LHC Run II*, *J. Phys. G* **43** (2016) 023001 [[arXiv:1510.03865](#)] [[INSPIRE](#)].
- [2] S. Bailey, T. Cridge, L.A. Harland-Lang, A.D. Martin and R.S. Thorne, *Parton distributions from LHC, HERA, Tevatron and fixed target data: MSHT20 PDFs*, *Eur. Phys. J. C* **81** (2021) 341 [[arXiv:2012.04684](#)] [[INSPIRE](#)].
- [3] T.-J. Hou et al., *Progress in the CTEQ-TEA NNLO global QCD analysis*, [arXiv:1908.11394](#) [[INSPIRE](#)].
- [4] NNPDF collaboration, *Parton distributions from high-precision collider data*, *Eur. Phys. J. C* **77** (2017) 663 [[arXiv:1706.00428](#)] [[INSPIRE](#)].
- [5] K. Melnikov and F. Petriello, *Electroweak gauge boson production at hadron colliders through $\mathcal{O}(\alpha_s^2)$* , *Phys. Rev. D* **74** (2006) 114017 [[hep-ph/0609070](#)] [[INSPIRE](#)].
- [6] S. Catani, L. Cieri, G. Ferrera, D. de Florian and M. Grazzini, *Vector boson production at hadron colliders: a fully exclusive QCD calculation at NNLO*, *Phys. Rev. Lett.* **103** (2009) 082001 [[arXiv:0903.2120](#)] [[INSPIRE](#)].
- [7] J. Baglio, C. Duhr, B. Mistlberger and R. Szafron, *Inclusive production cross sections at N^3LO* , *JHEP* **12** (2022) 066 [[arXiv:2209.06138](#)] [[INSPIRE](#)].
- [8] C. Anastasiou, L.J. Dixon, K. Melnikov and F. Petriello, *High precision QCD at hadron colliders: Electroweak gauge boson rapidity distributions at NNLO*, *Phys. Rev. D* **69** (2004) 094008 [[hep-ph/0312266](#)] [[INSPIRE](#)].
- [9] S. Dittmaier, A. Huss and C. Schwinn, *Mixed QCD-electroweak $\mathcal{O}(\alpha_s\alpha)$ corrections to Drell-Yan processes in the resonance region: pole approximation and non-factorizable corrections*, *Nucl. Phys. B* **885** (2014) 318 [[arXiv:1403.3216](#)] [[INSPIRE](#)].

- [10] J.M. Lindert et al., *Precise predictions for V + jets dark matter backgrounds*, *Eur. Phys. J. C* **77** (2017) 829 [[arXiv:1705.04664](#)] [[INSPIRE](#)].
- [11] CMS collaboration, *The CMS Experiment at the CERN LHC, 2008* *JINST* **3** S08004 [[INSPIRE](#)].
- [12] CMS collaboration, *Study of Z production in PbPb and pp collisions at $\sqrt{s_{NN}} = 2.76$ TeV in the dimuon and dielectron decay channels*, *JHEP* **03** (2015) 022 [[arXiv:1410.4825](#)] [[INSPIRE](#)].
- [13] CMS collaboration, *Study of W Boson Production in PbPb and pp Collisions at $\sqrt{s_{NN}} = 2.76$ TeV*, *Phys. Lett. B* **715** (2012) 66 [[arXiv:1205.6334](#)] [[INSPIRE](#)].
- [14] ATLAS collaboration, *Measurement of W^\pm -boson and Z -boson production cross-sections in pp collisions at $\sqrt{s} = 2.76$ TeV with the ATLAS detector*, *Eur. Phys. J. C* **79** (2019) 901 [[arXiv:1907.03567](#)] [[INSPIRE](#)].
- [15] ATLAS collaboration, *Measurements of W and Z boson production in pp collisions at $\sqrt{s} = 5.02$ TeV with the ATLAS detector*, *Eur. Phys. J. C* **79** (2019) 128 [Erratum *ibid.* **79** (2019) 374] [[arXiv:1810.08424](#)] [[INSPIRE](#)].
- [16] ATLAS collaboration, *Precision measurement and interpretation of inclusive W^+ , W^- and Z/γ^* production cross sections with the ATLAS detector*, *Eur. Phys. J. C* **77** (2017) 367 [[arXiv:1612.03016](#)] [[INSPIRE](#)].
- [17] CMS collaboration, *Measurement of the Inclusive W and Z Production Cross Sections in pp Collisions at $\sqrt{s} = 7$ TeV*, *JHEP* **10** (2011) 132 [[arXiv:1107.4789](#)] [[INSPIRE](#)].
- [18] LHCb collaboration, *Measurement of the forward W boson cross-section in pp collisions at $\sqrt{s} = 7$ TeV*, *JHEP* **12** (2014) 079 [[arXiv:1408.4354](#)] [[INSPIRE](#)].
- [19] LHCb collaboration, *Measurement of the cross-section for $Z \rightarrow e^+e^-$ production in pp collisions at $\sqrt{s} = 7$ TeV*, *JHEP* **02** (2013) 106 [[arXiv:1212.4620](#)] [[INSPIRE](#)].
- [20] LHCb collaboration, *Measurement of the forward Z boson production cross-section in pp collisions at $\sqrt{s} = 7$ TeV*, *JHEP* **08** (2015) 039 [[arXiv:1505.07024](#)] [[INSPIRE](#)].
- [21] LHCb collaboration, *Measurement of forward $W \rightarrow e\nu$ production in pp collisions at $\sqrt{s} = 8$ TeV*, *JHEP* **10** (2016) 030 [[arXiv:1608.01484](#)] [[INSPIRE](#)].
- [22] LHCb collaboration, *Measurement of the forward Z boson production cross-section in pp collisions at $\sqrt{s} = 13$ TeV*, *JHEP* **09** (2016) 136 [[arXiv:1607.06495](#)] [[INSPIRE](#)].
- [23] LHCb collaboration, *Measurement of forward W and Z boson production in pp collisions at $\sqrt{s} = 8$ TeV*, *JHEP* **01** (2016) 155 [[arXiv:1511.08039](#)] [[INSPIRE](#)].
- [24] CMS collaboration, *Measurement of inclusive W and Z boson production cross sections in pp collisions at $\sqrt{s} = 8$ TeV*, *Phys. Rev. Lett.* **112** (2014) 191802 [[arXiv:1402.0923](#)] [[INSPIRE](#)].
- [25] ATLAS collaboration, *Measurement of W^\pm and Z -boson production cross sections in pp collisions at $\sqrt{s} = 13$ TeV with the ATLAS detector*, *Phys. Lett. B* **759** (2016) 601 [[arXiv:1603.09222](#)] [[INSPIRE](#)].
- [26] CMS collaboration, *Measurements of differential Z boson production cross sections in proton-proton collisions at $\sqrt{s} = 13$ TeV*, *JHEP* **12** (2019) 061 [[arXiv:1909.04133](#)] [[INSPIRE](#)].
- [27] CMS collaboration, *Measurements of the W boson rapidity, helicity, double-differential cross sections, and charge asymmetry in pp collisions at $\sqrt{s} = 13$ TeV*, *Phys. Rev. D* **102** (2020) 092012 [[arXiv:2008.04174](#)] [[INSPIRE](#)].
- [28] ATLAS collaboration, *Precise measurements of W^- and Z -boson transverse momentum spectra with the ATLAS detector using pp collisions at $\sqrt{s} = 5.02$ TeV and 13 TeV*, *Eur. Phys. J. C* **84** (2024) 1126 [[arXiv:2404.06204](#)] [[INSPIRE](#)].


- [29] ATLAS collaboration, *Measurement of vector boson production cross sections and their ratios using pp collisions at $\sqrt{s} = 13.6$ TeV with the ATLAS detector*, *Phys. Lett. B* **854** (2024) 138725 [[arXiv:2403.12902](#)] [[INSPIRE](#)].
- [30] HEPData record for this analysis, (2024) [[DOI:10.17182/hepdata.153468](#)].
- [31] CMS collaboration, *Performance of the CMS Level-1 trigger in proton-proton collisions at $\sqrt{s} = 13$ TeV, 2020* *JINST* **15** P10017 [[arXiv:2006.10165](#)] [[INSPIRE](#)].
- [32] CMS collaboration, *The CMS trigger system, 2017* *JINST* **12** P01020 [[arXiv:1609.02366](#)] [[INSPIRE](#)].
- [33] J. Alwall et al., *The automated computation of tree-level and next-to-leading order differential cross sections, and their matching to parton shower simulations*, *JHEP* **07** (2014) 079 [[arXiv:1405.0301](#)] [[INSPIRE](#)].
- [34] P. Nason, *A New method for combining NLO QCD with shower Monte Carlo algorithms*, *JHEP* **11** (2004) 040 [[hep-ph/0409146](#)] [[INSPIRE](#)].
- [35] S. Frixione, P. Nason and C. Oleari, *Matching NLO QCD computations with Parton Shower simulations: the POWHEG method*, *JHEP* **11** (2007) 070 [[arXiv:0709.2092](#)] [[INSPIRE](#)].
- [36] S. Alioli, P. Nason, C. Oleari and E. Re, *NLO vector-boson production matched with shower in POWHEG*, *JHEP* **07** (2008) 060 [[arXiv:0805.4802](#)] [[INSPIRE](#)].
- [37] S. Alioli, P. Nason, C. Oleari and E. Re, *A general framework for implementing NLO calculations in shower Monte Carlo programs: the POWHEG BOX*, *JHEP* **06** (2010) 043 [[arXiv:1002.2581](#)] [[INSPIRE](#)].
- [38] M. Chiesa, C. Oleari and E. Re, *NLO QCD+NLO EW corrections to diboson production matched to parton shower*, *Eur. Phys. J. C* **80** (2020) 849 [[arXiv:2005.12146](#)] [[INSPIRE](#)].
- [39] S. Frixione, P. Nason and G. Ridolfi, *The POWHEG-hq manual version 1.0*, [arXiv:0707.3081](#) [[INSPIRE](#)].
- [40] T. Sjöstrand et al., *An introduction to PYTHIA 8.2*, *Comput. Phys. Commun.* **191** (2015) 159 [[arXiv:1410.3012](#)] [[INSPIRE](#)].
- [41] P. Skands, S. Carrazza and J. Rojo, *Tuning PYTHIA 8.1: the Monash 2013 Tune*, *Eur. Phys. J. C* **74** (2014) 3024 [[arXiv:1404.5630](#)] [[INSPIRE](#)].
- [42] CMS collaboration, *Extraction and validation of a new set of CMS PYTHIA8 tunes from underlying-event measurements*, *Eur. Phys. J. C* **80** (2020) 4 [[arXiv:1903.12179](#)] [[INSPIRE](#)].
- [43] GEANT4 collaboration, *GEANT4 — A Simulation Toolkit*, *Nucl. Instrum. Meth. A* **506** (2003) 250 [[INSPIRE](#)].
- [44] CMS collaboration, *Particle-flow reconstruction and global event description with the CMS detector, 2017* *JINST* **12** P10003 [[arXiv:1706.04965](#)] [[INSPIRE](#)].
- [45] D. Contardo et al., *Technical Proposal for the Phase-II Upgrade of the CMS Detector*, [CERN-LHCC-2015-010](#) (2015) [CMS-TDR-15-02].
- [46] M. Cacciari, G.P. Salam and G. Soyez, *The anti- k_t jet clustering algorithm*, *JHEP* **04** (2008) 063 [[arXiv:0802.1189](#)] [[INSPIRE](#)].
- [47] M. Cacciari, G.P. Salam and G. Soyez, *FastJet User Manual*, *Eur. Phys. J. C* **72** (2012) 1896 [[arXiv:1111.6097](#)] [[INSPIRE](#)].

- [48] CMS collaboration, *Performance of missing transverse momentum reconstruction in proton-proton collisions at $\sqrt{s} = 13$ TeV using the CMS detector*, 2019 *JINST* **14** P07004 [[arXiv:1903.06078](#)] [[INSPIRE](#)].
- [49] CMS collaboration, *Electron and photon reconstruction and identification with the CMS experiment at the CERN LHC*, 2021 *JINST* **16** P05014 [[arXiv:2012.06888](#)] [[INSPIRE](#)].
- [50] CMS collaboration, *ECAL 2016 refined calibration and Run2 summary plots*, CMS-DP-2020-021 (2020).
- [51] CMS collaboration, *Performance of the CMS muon detector and muon reconstruction with proton-proton collisions at $\sqrt{s} = 13$ TeV*, 2018 *JINST* **13** P06015 [[arXiv:1804.04528](#)] [[INSPIRE](#)].
- [52] CMS collaboration, *Pileup mitigation at CMS in 13 TeV data*, 2020 *JINST* **15** P09018 [[arXiv:2003.00503](#)] [[INSPIRE](#)].
- [53] A. Bodek, A. van Dyne, J.Y. Han, W. Sakumoto and A. Strelnikov, *Extracting Muon Momentum Scale Corrections for Hadron Collider Experiments*, *Eur. Phys. J. C* **72** (2012) 2194 [[arXiv:1208.3710](#)] [[INSPIRE](#)].
- [54] CMS collaboration, *Performance of the CMS electromagnetic calorimeter in pp collisions at $\sqrt{s} = 13$ TeV*, 2024 *JINST* **19** P09004 [[arXiv:2403.15518](#)] [[INSPIRE](#)].
- [55] T.-J. Hou et al., *New CTEQ global analysis of quantum chromodynamics with high-precision data from the LHC*, *Phys. Rev. D* **103** (2021) 014013 [[arXiv:1912.10053](#)] [[INSPIRE](#)].
- [56] CMS collaboration, *The CMS Statistical Analysis and Combination Tool: Combine*, *Comput. Softw. Big Sci.* **8** (2024) 19 [[arXiv:2404.06614](#)] [[INSPIRE](#)].
- [57] CMS collaboration, *CMS luminosity measurement for the 2017 data-taking period at $\sqrt{s} = 13$ TeV*, CMS-PAS-LUM-17-004 (2018).
- [58] CMS collaboration, *Luminosity measurement in proton-proton collisions at 5.02 TeV in 2017 at CMS*, CMS-PAS-LUM-19-001 (2021).
- [59] P. Golonka and Z. Was, *PHOTOS Monte Carlo: A Precision tool for QED corrections in Z and W decays*, *Eur. Phys. J. C* **45** (2006) 97 [[hep-ph/0506026](#)] [[INSPIRE](#)].
- [60] R.J. Barlow and C. Beeston, *Fitting using finite Monte Carlo samples*, *Comput. Phys. Commun.* **77** (1993) 219 [[INSPIRE](#)].
- [61] J.C. Collins, D.E. Soper and G.F. Sterman, *Transverse Momentum Distribution in Drell-Yan Pair and W and Z Boson Production*, *Nucl. Phys. B* **250** (1985) 199 [[INSPIRE](#)].
- [62] T. Gleisberg et al., *Event generation with SHERPA 1.1*, *JHEP* **02** (2009) 007 [[arXiv:0811.4622](#)] [[INSPIRE](#)].
- [63] M. Bähr et al., *Herwig++ Physics and Manual*, *Eur. Phys. J. C* **58** (2008) 639 [[arXiv:0803.0883](#)] [[INSPIRE](#)].
- [64] S. Frixione and B.R. Webber, *Matching NLO QCD computations and parton shower simulations*, *JHEP* **06** (2002) 029 [[hep-ph/0204244](#)] [[INSPIRE](#)].
- [65] C. Balázs, J.-W. Qiu and C.P. Yuan, *Effects of QCD resummation on distributions of leptons from the decay of electroweak vector bosons*, *Phys. Lett. B* **355** (1995) 548 [[hep-ph/9505203](#)] [[INSPIRE](#)].
- [66] S. Catani, D. de Florian, G. Ferrera and M. Grazzini, *Vector boson production at hadron colliders: transverse-momentum resummation and leptonic decay*, *JHEP* **12** (2015) 047 [[arXiv:1507.06937](#)] [[INSPIRE](#)].



















- [67] S. Camarda et al., *DYTurbo: Fast predictions for Drell-Yan processes*, *Eur. Phys. J. C* **80** (2020) 251 [*Erratum ibid.* **80** (2020) 440] [[arXiv:1910.07049](#)] [[INSPIRE](#)].
- [68] S. Camarda, L. Cieri and G. Ferrera, *Drell-Yan lepton-pair production: q_T resummation at N^3LL accuracy and fiducial cross sections at N^3LO* , *Phys. Rev. D* **104** (2021) L111503 [[arXiv:2103.04974](#)] [[INSPIRE](#)].
- [69] S. Camarda, L. Cieri and G. Ferrera, *Fiducial perturbative power corrections within the q_T subtraction formalism*, *Eur. Phys. J. C* **82** (2022) 575 [[arXiv:2111.14509](#)] [[INSPIRE](#)].
- [70] S. Camarda, L. Cieri and G. Ferrera, *Drell-Yan lepton-pair production: q_T resummation at N^4LL accuracy*, *Phys. Lett. B* **845** (2023) 138125 [[arXiv:2303.12781](#)] [[INSPIRE](#)].
- [71] NNPDF collaboration, *The path to proton structure at 1% accuracy*, *Eur. Phys. J. C* **82** (2022) 428 [[arXiv:2109.02653](#)] [[INSPIRE](#)].
- [72] G.P. Lepage, *A New Algorithm for Adaptive Multidimensional Integration*, *J. Comput. Phys.* **27** (1978) 192 [[INSPIRE](#)].
- [73] UA1 collaboration, *Intermediate Vector Boson Cross-Sections at the CERN Super Proton Synchrotron Collider and the Number of Neutrino Types*, *Phys. Lett. B* **198** (1987) 271 [[INSPIRE](#)].
- [74] UA2 collaboration, *Measurement of W and Z Production Cross-sections at the CERN $\bar{p}p$ Collider*, *Z. Phys. C* **47** (1990) 11 [[INSPIRE](#)].
- [75] D0 collaboration, *Extraction of the width of the W boson from measurements of $\sigma(p\bar{p} \rightarrow W + X) \times B(W \rightarrow e\nu)$ and $\sigma(p\bar{p} \rightarrow Z + X) \times B(Z \rightarrow ee)$ and their ratio*, *Phys. Rev. D* **61** (2000) 072001 [[hep-ex/9906025](#)] [[INSPIRE](#)].
- [76] CDF collaboration, *First measurements of inclusive W and Z cross sections from Run II of the Tevatron collider*, *Phys. Rev. Lett.* **94** (2005) 091803 [[hep-ex/0406078](#)] [[INSPIRE](#)].

The CMS collaboration

Yerevan Physics Institute, Yerevan, Armenia

A. Hayrapetyan, A. Tumasyan ¹














Institut für Hochenergiephysik, Vienna, Austria

W. Adam , J.W. Andrejkovic, T. Bergauer , S. Chatterjee , K. Damanakis , M. Dragicevic , P.S. Hussain , M. Jeitler ², N. Krammer , A. Li , D. Liko , I. Mikulec , J. Schieck ², R. Schöfbeck , D. Schwarz , M. Sonawane , S. Templ , W. Waltenberger , C.-E. Wulz ²

















Universiteit Antwerpen, Antwerpen, Belgium

M.R. Darwish ³, T. Janssen , P. Van Mechelen 

Vrije Universiteit Brussel, Brussel, Belgium

E.S. Bols , J. D'Hondt , S. Dansana , A. De Moor , M. Delcourt , S. Lowette , I. Makarenko , D. Müller , S. Tavernier , M. Tytgat ⁴, G.P. Van Onsem , S. Van Putte , D. Vannerom 













Université Libre de Bruxelles, Bruxelles, Belgium

B. Clerbaux , A.K. Das, G. De Lentdecker , H. Evard , L. Favart , P. Gianneios , D. Hohov , J. Jaramillo , A. Khalilzadeh, F.A. Khan , K. Lee , M. Mahdavihorrani , A. Malara , S. Paredes , L. Thomas , M. Vanden Bemden , C. Vander Velde , P. Vanlaer 







Ghent University, Ghent, Belgium

M. De Coen , D. Dobur , Y. Hong , J. Knolle , L. Lambrecht , G. Mestdach, K. Mota Amarilo , C. Rendón , A. Samalan, K. Skovpen , N. Van Den Bossche , J. van der Linden , L. Wezenbeek 



















Université Catholique de Louvain, Louvain-la-Neuve, Belgium

A. Benecke , A. Bethani , G. Bruno , C. Caputo , C. Delaere , I.S. Donertas , A. Giammanco , Sa. Jain , V. Lemaitre, J. Lidrych , P. Mastrapasqua , T.T. Tran , S. Wertz 









Centro Brasileiro de Pesquisas Físicas, Rio de Janeiro, Brazil

G.A. Alves , E. Coelho , C. Hensel , T. Menezes De Oliveira , A. Moraes , P. Rebello Teles , M. Soeiro


Universidade do Estado do Rio de Janeiro, Rio de Janeiro, Brazil

W.L. Aldá Júnior , M. Alves Gallo Pereira , M. Barroso Ferreira Filho , H. Brandao Malbouisson , W. Carvalho , J. Chinellato⁵, E.M. Da Costa , G.G. Da Silveira ⁶, D. De Jesus Damiao , S. Fonseca De Souza , R. Gomes De Souza, J. Martins ⁷, C. Mora Herrera , L. Mundim , H. Nogima , J.P. Pinheiro , A. Santoro , A. Sznajder , M. Thiel , A. Vilela Pereira 

Universidade Estadual Paulista, Universidade Federal do ABC, São Paulo, Brazil

C.A. Bernardes , L. Calligaris , T.R. Fernandez Perez Tomei , E.M. Gregores ,
P.G. Mercadante , S.F. Novaes , B. Orzari , Sandra S. Padula 

Institute for Nuclear Research and Nuclear Energy, Bulgarian Academy of Sciences, Sofia, Bulgaria

A. Aleksandrov , G. Antchev , R. Hadjiiska , P. Iaydjiev , M. Misheva , M. Shopova ,
G. Sultanov 




University of Sofia, Sofia, Bulgaria

A. Dimitrov , L. Litov , B. Pavlov , P. Petkov , A. Petrov , E. Shumka 

Instituto De Alta Investigación, Universidad de Tarapacá, Casilla 7 D, Arica, Chile

S. Keshri , S. Thakur 












Beihang University, Beijing, China

T. Cheng , T. Javaid , L. Yuan 











Department of Physics, Tsinghua University, Beijing, China

Z. Hu , J. Liu, K. Yi ^{8,9}

Institute of High Energy Physics, Beijing, China

G.M. Chen ¹⁰, H.S. Chen ¹⁰, M. Chen ¹⁰, F. Iemmi , C.H. Jiang, A. Kapoor ¹¹, H. Liao ,
Z.-A. Liu ¹², R. Sharma ¹³, J.N. Song¹², J. Tao , C. Wang¹⁰, J. Wang , Z. Wang¹⁰, H. Zhang 

State Key Laboratory of Nuclear Physics and Technology, Peking University, Beijing, China

A. Agapitos , Y. Ban , A. Levin , C. Li , Q. Li , Y. Mao, S.J. Qian , X. Sun , D. Wang ,
H. Yang, L. Zhang , C. Zhou 

Sun Yat-Sen University, Guangzhou, China

Z. You 

University of Science and Technology of China, Hefei, China

K. Jaffel , N. Lu 

Nanjing Normal University, Nanjing, China

















G. Bauer¹⁴

Institute of Modern Physics and Key Laboratory of Nuclear Physics and Ion-beam Application (MOE) - Fudan University, Shanghai, China





X. Gao ¹⁵

Zhejiang University, Hangzhou, Zhejiang, China

Z. Lin , C. Lu , M. Xiao 

Universidad de Los Andes, Bogota, ColombiaC. Avila , D.A. Barbosa Trujillo, A. Cabrera , C. Florez , J. Fraga , J.A. Reyes Vega**Universidad de Antioquia, Medellin, Colombia**J. Mejia Guisao , F. Ramirez , M. Rodriguez , J.D. Ruiz Alvarez **University of Split, Faculty of Electrical Engineering, Mechanical Engineering and Naval Architecture, Split, Croatia**D. Giljanovic , N. Godinovic , D. Lelas , A. Sculac **University of Split, Faculty of Science, Split, Croatia**M. Kovac , T. Sculac **Institute Rudjer Boskovic, Zagreb, Croatia**P. Bargassa , V. Brigljevic , B.K. Chitroda , D. Ferencek , K. Jakovcic, S. Mishra ,
A. Starodumov ¹⁶, T. Susa **University of Cyprus, Nicosia, Cyprus**A. Attikis , K. Christoforou , A. Hadjiagapiou, S. Konstantinou , J. Mousa , C. Nicolaou,
F. Ptochos , P.A. Razis , H. Rykaczewski, H. Saka , A. Stepennov **Charles University, Prague, Czech Republic**M. Finger , M. Finger Jr. , A. Kveton **Escuela Politecnica Nacional, Quito, Ecuador**E. Ayala **Universidad San Francisco de Quito, Quito, Ecuador**E. Carrera Jarrin **Academy of Scientific Research and Technology of the Arab Republic of Egypt, Egyptian Network of High Energy Physics, Cairo, Egypt**S. Elgammal¹⁷, A. Ellithi Kamel¹⁸**Center for High Energy Physics (CHEP-FU), Fayoum University, El-Fayoum, Egypt**A. Lotfy , M.A. Mahmoud **National Institute of Chemical Physics and Biophysics, Tallinn, Estonia**K. Ehataht , M. Kadastik, T. Lange , S. Nandan , C. Nielsen , J. Pata , M. Raidal ,
L. Tani , C. Veelken **Department of Physics, University of Helsinki, Helsinki, Finland**H. Kirschenmann , K. Osterberg , M. Voutilainen 
















Helsinki Institute of Physics, Helsinki, Finland

S. Bharthuar , E. Brücken , F. Garcia , K.T.S. Kallonen , R. Kinnunen, T. Lampén ,
K. Lassila-Perini , S. Lehti , T. Lindén , L. Martikainen , M. Myllymäki , M.M. Rantanen ,
H. Siikonen , E. Tuominen , J. Tuominiemi 























Lappeenranta-Lahti University of Technology, Lappeenranta, Finland

P. Luukka , H. Petrow 
















IRFU, CEA, Université Paris-Saclay, Gif-sur-Yvette, France

M. Besancon , F. Couderc , M. Dejardin , D. Denegri, J.L. Faure, F. Ferri , S. Ganjour ,
P. Gras , G. Hamel de Monchenault , V. Lohezic , J. Malcles , J. Rander, A. Rosowsky ,
M.Ö. Sahin , A. Savoy-Navarro ¹⁹, P. Simkina , M. Titov , M. Tornago 




















Laboratoire Leprince-Ringuet, CNRS/IN2P3, Ecole Polytechnique, Institut Polytechnique de Paris, Palaiseau, France

F. Beaudette , A. Buchot Perraguin , P. Busson , A. Cappati , C. Charlot , M. Chiusi ,
F. Damas , O. Davignon , A. De Wit , I.T. Ehle , B.A. Fontana Santos Alves , S. Ghosh ,
A. Gilbert , R. Granier de Cassagnac , A. Hakimi , B. Harikrishnan , L. Kalipoliti , G. Liu ,
J. Motta , M. Nguyen , C. Ochando , L. Portales , R. Salerno , J.B. Sauvan , Y. Sirois ,
A. Tarabini , E. Vernazza , A. Zabi , A. Zghiche 

Université de Strasbourg, CNRS, IPHC UMR 7178, Strasbourg, France

J.-L. Agram ²⁰, J. Andrea , D. Apparu , D. Bloch , J.-M. Brom , E.C. Chabert ,
C. Collard , S. Falke , U. Goerlach , C. Grimault, R. Haeberle , A.-C. Le Bihan , M. Meena ,
G. Saha , M.A. Sessini , P. Van Hove 

Institut de Physique des 2 Infinis de Lyon (IP2I), Villeurbanne, France

S. Beauceron , B. Blancon , G. Boudoul , N. Chanon , J. Choi , D. Contardo , P. Depasse ,
C. Dozen ²¹, H. El Mamouni, J. Fay , S. Gascon , M. Gouzevitch , C. Greenberg ,
G. Grenier , B. Ille , I.B. Laktineh, M. Lethuillier , L. Mirabito, S. Perries, A. Purohit ,
M. Vander Donckt , P. Verdier , J. Xiao 































Georgian Technical University, Tbilisi, Georgia

G. Adamov, I. Lomidze , Z. Tsamalaidze ²²









RWTH Aachen University, I. Physikalisches Institut, Aachen, Germany

V. Botta , L. Feld , K. Klein , M. Lipinski , D. Meuser , A. Pauls , N. Röwert ,
M. Teroerde 

RWTH Aachen University, III. Physikalisches Institut A, Aachen, Germany

S. Diekmann , A. Dodonova , N. Eich , D. Eliseev , F. Engelke , J. Erdmann ,
M. Erdmann , P. Fackeldey , B. Fischer , T. Hebbeker , K. Hoepfner , F. Ivone , A. Jung ,
M.Y. Lee , F. Mausolf , M. Merschmeyer , A. Meyer , S. Mukherjee , D. Noll , F. Nowotny,
A. Pozdnyakov , Y. Rath, W. Redjeb , F. Rehm, H. Reithler , U. Sarkar , V. Sarkisovi ,
A. Schmidt , A. Sharma , J.L. Spah , A. Stein , F. Torres Da Silva De Araujo ²³,
S. Wiedenbeck , S. Zaleski









































RWTH Aachen University, III. Physikalisches Institut B, Aachen, Germany

C. Dziwok , G. Flügge , W. Haj Ahmad²⁴, T. Kress , A. Nowack , O. Pooth , A. Stahl ,
T. Ziemons , A. Zotz 






































Deutsches Elektronen-Synchrotron, Hamburg, Germany

H. Aarup Petersen , M. Aldaya Martin , J. Alimena , S. Amoroso, Y. An , S. Baxter ,
M. Bayatmakou , H. Becerril Gonzalez , O. Behnke , A. Belvedere , S. Bhattacharya ,
F. Blekman ²⁵, K. Borras ²⁶, A. Campbell , A. Cardini , C. Cheng , F. Colombina ,
S. Consuegra Rodríguez , G. Correia Silva , M. De Silva , G. Eckerlin, D. Eckstein ,
L.I. Estevez Banos , O. Filatov , E. Gallo ²⁵, A. Geiser , A. Giraldi , V. Guglielmi ,
M. Guthoff , A. Hinzmann , A. Jafari ²⁷, L. Jeppe , N.Z. Jomhari , B. Kaech ,
M. Kasemann , C. Kleinwort , R. Kogler , M. Komm , D. Krücker , W. Lange,
D. Leyva Pernia , K. Lipka ²⁸, W. Lohmann ²⁹, R. Mankel , I.-A. Melzer-Pellmann ,
M. Mendizabal Morentin , A.B. Meyer , G. Milella , A. Mussgiller , L.P. Nair ,
A. Nürnberg , Y. Otariid, J. Park , D. Pérez Adán , E. Ranken , A. Raspereza ,
B. Ribeiro Lopes , J. Rübenach, A. Saggio , M. Scham ^{30,26}, S. Schnake ²⁶, P. Schütze ,
C. Schwanenberger ²⁵, D. Selivanova , K. Sharko , M. Shchedrolosiev , R.E. Sosa Ricardo ,
D. Stafford , F. Vazzoler , A. Ventura Barroso , R. Walsh , Q. Wang , Y. Wen ,
K. Wichmann, L. Wiens ²⁶, C. Wissing , Y. Yang , A. Zimmermann Castro Santos 

University of Hamburg, Hamburg, Germany

A. Albrecht , S. Albrecht , M. Antonello , S. Bein , L. Benato , S. Bollweg, M. Bonanomi ,
P. Connor , K. El Morabit , Y. Fischer , E. Garutti , A. Grohsjean , J. Haller ,
H.R. Jabusch , G. Kasieczka , P. Keicher , R. Klanner , W. Korcari , T. Kramer ,
V. Kutzner , F. Labe , J. Lange , A. Lobanov , C. Matthies , A. Mehta , L. Moureaux ,
M. Mrowietz, A. Nigamova , Y. Nissan, A. Paasch , K.J. Pena Rodriguez , T. Quadfasel ,
B. Raciti , M. Rieger , D. Savoii , J. Schindler , P. Schleper , M. Schröder , J. Schwandt ,
M. Sommerhalder , H. Stadie , G. Steinbrück , A. Tews, M. Wolf 










Karlsruher Institut fuer Technologie, Karlsruhe, Germany

S. Brommer , M. Burkart, E. Butz , T. Chwalek , A. Dierlamm , A. Droll, N. Faltermann ,
M. Giffels , A. Gottmann , F. Hartmann ³¹, R. Hofsaess , M. Horzela , U. Husemann ,
J. Kieseler , M. Klute , R. Koppenhöfer , J.M. Lawhorn , M. Link, A. Lintuluoto ,
B. Maier , S. Maier , S. Mitra , M. Mormile , Th. Müller , M. Neukum, M. Oh ,
E. Pfeffer , M. Presilla , G. Quast , K. Rabbertz , B. Regnery , N. Shadskiy , I. Shvetsov ,
H.J. Simonis , M. Toms , N. Trevisani , R.F. Von Cube , M. Wassmer , S. Wieland ,
F. Wittig, R. Wolf , X. Zuo 

Institute of Nuclear and Particle Physics (INPP), NCSR Demokritos, Aghia Paraskevi, Greece

G. Anagnostou, G. Daskalakis , A. Kyriakis , A. Papadopoulos³¹, A. Stakia 







National and Kapodistrian University of Athens, Athens, Greece

P. Kontaxakis , G. Melachroinos, Z. Painesis , A. Panagiotou, I. Papavergou , I. Paraskevas ,
N. Saoulidou , K. Theofilatos , E. Tziaferi , K. Vellidis , I. Zisopoulos 

National Technical University of Athens, Athens, Greece

G. Bakas , T. Chatzistavrou, G. Karapostoli , K. Kousouris , I. Papakrivopoulos ,
E. Siamarkou, G. Tsipolitis , A. Zacharopoulou

University of Ioánnina, Ioánnina, Greece

K. Adamidis, I. Bestintzanos, I. Evangelou , C. Foudas, C. Kamtsikis, P. Katsoulis, P. Kokkas ,
P.G. Kosmoglou Kioseoglou , N. Manthos , I. Papadopoulos , J. Strologas 

HUN-REN Wigner Research Centre for Physics, Budapest, Hungary

M. Bartók ³², C. Hajdu , D. Horvath ^{33,34}, K. Márton, A.J. Rádl ³⁵, F. Sikler ,
V. Veszpremi 

MTA-ELTE Lendület CMS Particle and Nuclear Physics Group, Eötvös Loránd University, Budapest, Hungary

M. Csanád , K. Farkas , M.M.A. Gadallah ³⁶, Á. Kadlecik , P. Major , K. Mandal ,
G. Pásztor , G.I. Veres 

Faculty of Informatics, University of Debrecen, Debrecen, Hungary

L. Olah , P. Raics, B. Ujvari 















HUN-REN ATOMKI - Institute of Nuclear Research, Debrecen, Hungary

G. Bencze, S. Czellar, J. Molnar, Z. Szillasi

Karoly Robert Campus, MATE Institute of Technology, Gyongyos, Hungary

T. Csorgo ³⁷, F. Nemes ³⁷, T. Novak 





Panjab University, Chandigarh, India

J. Babbar , S. Bansal , S.B. Beri, V. Bhatnagar , G. Chaudhary , S. Chauhan ,
N. Dhingra ³⁸, A. Kaur , A. Kaur , H. Kaur , M. Kaur , S. Kumar , K. Sandeep ,
T. Sheokand, J.B. Singh , A. Singla 














University of Delhi, Delhi, India

A. Ahmed , A. Bhardwaj , A. Chhetri , B.C. Choudhary , A. Kumar , A. Kumar ,
M. Naimuddin , K. Ranjan , S. Saumya 



Saha Institute of Nuclear Physics, HBNI, Kolkata, India

S. Baradia , S. Barman ³⁹, S. Bhattacharya , S. Dutta , S. Dutta, S. Sarkar












Indian Institute of Technology Madras, Madras, India

M.M. Ameen , P.K. Behera , S.C. Behera , S. Chatterjee , P. Jana , P. Kalbhor ,
J.R. Komaragiri ⁴⁰, D. Kumar ⁴⁰, P.R. Pujahari , N.R. Saha , A. Sharma , A.K. Sikdar ,
S. Verma 












Tata Institute of Fundamental Research-A, Mumbai, India

S. Dugad, M. Kumar , G.B. Mohanty , P. Suryadevara










Tata Institute of Fundamental Research-B, Mumbai, India

A. Bala , S. Banerjee , R.M. Chatterjee, R.K. Dewanjee ⁴¹, M. Guchait , Sh. Jain , A. Jaiswal, S. Karmakar , S. Kumar , G. Majumder , K. Mazumdar , S. Parolia , A. Thachayath 

National Institute of Science Education and Research, An OCC of Homi Bhabha National Institute, Bhubaneswar, Odisha, India

S. Bahinipati ⁴², C. Kar , D. Maity ⁴³, P. Mal , T. Mishra , V.K. Muraleedharan Nair Bindhu ⁴³, K. Naskar ⁴³, A. Nayak ⁴³, P. Sadangi, S.K. Swain , S. Varghese ⁴³, D. Vats ⁴³

Indian Institute of Science Education and Research (IISER), Pune, India

S. Acharya ⁴⁴, A. Alpana , S. Dube , B. Gomber ⁴⁴, B. Kansal , A. Laha , B. Sahu ⁴⁴, S. Sharma , K.Y. Vaish 

Isfahan University of Technology, Isfahan, Iran

H. Bakhshiansohi ⁴⁵, E. Khazaie ⁴⁶, M. Zeinali ⁴⁷
































Institute for Research in Fundamental Sciences (IPM), Tehran, Iran

S. Chenarani ⁴⁸, S.M. Etesami , M. Khakzad , M. Mohammadi Najafabadi 




























University College Dublin, Dublin, Ireland

M. Grunewald 

INFN Sezione di Bari^a, Università di Bari^b, Politecnico di Bari^c, Bari, Italy

M. Abbrescia ^{a,b}, R. Aly ^{a,c,49}, A. Colaleo ^{a,b}, D. Creanza ^{a,c}, B. D'Anzi ^{a,b}, N. De Filippis ^{a,c}, M. De Palma ^{a,b}, A. Di Florio ^{a,c}, W. Elmetenawee ^{a,b,49}, L. Fiore ^a, G. Iaselli ^{a,c}, M. Louka ^{a,b}, G. Maggi ^{a,c}, M. Maggi ^a, I. Margjeka ^{a,b}, V. Mastrapasqua ^{a,b}, S. My ^{a,b}, S. Nuzzo ^{a,b}, A. Pellecchia ^{a,b}, A. Pompili ^{a,b}, G. Pugliese ^{a,c}, R. Radogna ^a, G. Ramirez-Sanchez ^{a,c}, D. Ramos ^a, A. Ranieri ^a, L. Silvestris ^a, F.M. Simone ^{a,b}, Ü. Sözbilir ^a, A. Stamerra ^a, R. Venditti ^a, P. Verwilligen ^a, A. Zaza ^{a,b}



















INFN Sezione di Bologna^a, Università di Bologna^b, Bologna, Italy




















































































































G. Abbiendi ^a, C. Battilana ^{a,b}, L. Borbonovi ^a, R. Campanini ^{a,b}, P. Capiluppi ^{a,b}, A. Castro ^{a,b}, F.R. Cavallo ^a, M. Cuffiani ^{a,b}, G.M. Dallavalle ^a, T. Diotallevi ^{a,b}, F. Fabbri ^a, A. Fanfani ^{a,b}, D. Fasanella ^{a,b}, P. Giacomelli ^a, L. Giommi ^{a,b}, C. Grandi ^a, L. Guiducci ^{a,b}, S. Lo Meo ^{a,50}, L. Lunerti ^{a,b}, S. Marcellini ^a, G. Masetti ^a, F.L. Navarria ^{a,b}, A. Perrotta ^a, F. Primavera ^{a,b}, A.M. Rossi ^{a,b}, T. Rovelli ^{a,b}, G.P. Siroli ^{a,b}

INFN Sezione di Catania^a, Università di Catania^b, Catania, Italy






















S. Costa ^{a,b,51}, A. Di Mattia ^a, R. Potenza ^{a,b}, A. Tricomi ^{a,b,51}, C. Tuve ^{a,b}

INFN Sezione di Firenze^a, Università di Firenze^b, Firenze, Italy









































P. Assiouras ^a, G. Barbagli ^a, G. Bardelli ^{a,b}, B. Camaiani ^{a,b}, A. Cassese ^a, R. Ceccarelli ^a, V. Ciulli ^{a,b}, C. Civinini ^a, R. D'Alessandro ^{a,b}, E. Focardi ^{a,b}, T. Kello ^a, G. Latino ^{a,b}, P. Lenzi ^{a,b}, M. Lizzo ^a, M. Meschini ^a, S. Paoletti ^a, A. Papanastassiou ^{a,b}, G. Sguazzoni ^a, L. Viliani ^a

INFN Laboratori Nazionali di Frascati, Frascati, ItalyL. Benussi , S. Bianco , S. Meola ⁵², D. Piccolo **INFN Sezione di Genova^a, Università di Genova^b, Genova, Italy**P. Chatagnon , F. Ferro , E. Robutti , S. Tosi ^{a,b}**INFN Sezione di Milano-Bicocca^a, Università di Milano-Bicocca^b, Milano, Italy**A. Benaglia , G. Boldrini ^{a,b}, F. Brivio , F. Cetorelli , F. De Guio ^{a,b}, M.E. Dinardo ^{a,b},
P. Dini , S. Gennai , R. Gerosa ^{a,b}, A. Ghezzi ^{a,b}, P. Govoni ^{a,b}, L. Guzzi ,
M.T. Lucchini ^{a,b}, M. Malberti , S. Malvezzi , A. Massironi , D. Menasce , L. Moroni ,
M. Paganoni ^{a,b}, D. Pedrini , B.S. Pinolini^a, S. Ragazzi ^{a,b}, T. Tabarelli de Fatis ^{a,b},
D. Zuolo ^a**INFN Sezione di Napoli^a, Università di Napoli ‘Federico II’^b, Napoli, Italy;
Università della Basilicata^c, Potenza, Italy; Scuola Superiore Meridionale
(SSM)^d, Napoli, Italy**S. Buontempo , A. Cagnotta ^{a,b}, F. Carnevali^{a,b}, N. Cavallo ^{a,c}, F. Fabozzi ^{a,c},
A.O.M. Iorio ^{a,b}, L. Lista ^{a,b,53}, P. Paolucci ^{a,31}, B. Rossi , C. Sciacca ^{a,b}**INFN Sezione di Padova^a, Università di Padova^b, Padova, Italy; Università di
Trento^c, Trento, Italy**R. Ardino , P. Azzi , N. Bacchetta ^{a,54}, D. Bisello ^{a,b}, P. Bortignon , G. Bortolato^{a,b},
A. Bragagnolo ^{a,b}, R. Carlin ^{a,b}, P. Checchia , T. Dorigo , F. Gasparini ^{a,b},
U. Gasparini ^{a,b}, F. Gonella , A. Gozzelino , E. Lusiani , M. Margoni ^{a,b}, F. Marini ,
M. Migliorini ^{a,b}, J. Pazzini ^{a,b}, P. Ronchese ^{a,b}, R. Rossin ^{a,b}, F. Simonetto ^{a,b}, G. Strong ,
M. Tosi ^{a,b}, A. Triossi ^{a,b}, S. Ventura , H. Yarar^{a,b}, M. Zanetti ^{a,b}, P. Zotto ^{a,b},
A. Zucchetta ^{a,b}**INFN Sezione di Pavia^a, Università di Pavia^b, Pavia, Italy**S. Abu Zeid ^{a,55}, C. Aimè ^{a,b}, A. Braghieri , S. Calzaferri , D. Fiorina , P. Montagna ^{a,b},
V. Re , C. Riccardi ^{a,b}, P. Salvini , I. Vai ^{a,b}, P. Vitulo ^{a,b}**INFN Sezione di Perugia^a, Università di Perugia^b, Perugia, Italy**S. Ajmal ^{a,b}, G.M. Bilei , D. Ciangottini ^{a,b}, L. Fanò ^{a,b}, M. Magherini ^{a,b}, G. Mantovani^{a,b},
V. Mariani ^{a,b}, M. Menichelli , F. Moscatelli ^{a,56}, A. Rossi ^{a,b}, A. Santocchia ^{a,b}, D. Spiga ,
T. Tedeschi ^{a,b}**INFN Sezione di Pisa^a, Università di Pisa^b, Scuola Normale Superiore di Pisa^c,
Pisa, Italy; Università di Siena^d, Siena, Italy**P. Asenov ^{a,b}, P. Azzurri , G. Bagliesi , R. Bhattacharya , L. Bianchini ^{a,b}, T. Boccali ,
E. Bossini , D. Bruschini ^{a,c}, R. Castaldi , M.A. Ciocci ^{a,b}, M. Cipriani ^{a,b},
V. D’Amante ^{a,d}, R. Dell’Orso , S. Donato , A. Giassi , F. Ligabue ^{a,c},
D. Matos Figueiredo , A. Messineo ^{a,b}, M. Musich ^{a,b}, F. Palla , A. Rizzi ^{a,b},
G. Rolandi ^{a,c}, S. Roy Chowdhury , T. Sarkar , A. Scribano , P. Spagnolo ,
R. Tenchini , G. Tonelli ^{a,b}, N. Turini ^{a,d}, F. Vaselli ^{a,c}, A. Venturi , P.G. Verdini ^a







INFN Sezione di Roma^a, Sapienza Università di Roma^b, Roma, Italy

C. Baldenegro Barrera , P. Barria , C. Basile , M. Campana , F. Cavallari ,
 L. Cunqueiro Mendez , D. Del Re , E. Di Marco , M. Diemoz , F. Errico ,
 E. Longo , P. Meridiani , J. Mijuskovic , G. Organtini , F. Pandolfi ,
 R. Paramatti , C. Quaranta , S. Rahatlou , C. Rovelli , F. Santanastasio ,
 L. Soffi 












INFN Sezione di Torino^a, Università di Torino^b, Torino, Italy; Università del Piemonte Orientale^c, Novara, Italy

N. Amapane , R. Arcidiacono , S. Argiro , M. Arneodo , N. Bartosik ,
 R. Bellan , A. Bellora , C. Biino , C. Borca , N. Cartiglia , M. Costa ,
 R. Covarelli , N. Demaria , L. Finco , M. Grippo , B. Kiani , F. Legger ,
 F. Luongo , C. Mariotti , L. Markovic , S. Maselli , A. Mecca , E. Migliore ,
 M. Monteno , R. Mulargia , M.M. Obertino , G. Ortona , L. Pacher , N. Pastrone ,
 M. Pelliccioni , M. Ruspa , F. Siviero , V. Sola , A. Solano , A. Staiano ,
 C. Tarricone , D. Trocino , G. Umoret , E. Vlasov , R. White 

INFN Sezione di Trieste^a, Università di Trieste^b, Trieste, Italy

S. Belforte , V. Candelise , M. Casarsa , F. Cossutti , K. De Leo , G. Della Ricca 



Kyungpook National University, Daegu, Korea

S. Dogra , J. Hong , C. Huh , B. Kim , D.H. Kim , J. Kim, H. Lee, S.W. Lee , C.S. Moon ,
 Y.D. Oh , M.S. Ryu , S. Sekmen , Y.C. Yang 




Department of Mathematics and Physics - GWNu, Gangneung, Korea

M.S. Kim 






Chonnam National University, Institute for Universe and Elementary Particles, Kwangju, Korea

G. Bak , P. Gwak , H. Kim , D.H. Moon 

Hanyang University, Seoul, Korea

E. Asilar , D. Kim , T.J. Kim , J.A. Merlin

Korea University, Seoul, Korea

S. Choi , S. Han, B. Hong , K. Lee, K.S. Lee , S. Lee , J. Park, S.K. Park, J. Yoo 













Kyung Hee University, Department of Physics, Seoul, Korea

J. Goh , S. Yang 








Sejong University, Seoul, Korea

H.S. Kim , Y. Kim, S. Lee



Seoul National University, Seoul, Korea

J. Almond, J.H. Bhyun, J. Choi , W. Jun , J. Kim , S. Ko , H. Kwon , H. Lee , J. Lee ,
 J. Lee , B.H. Oh , S.B. Oh , H. Seo , U.K. Yang, I. Yoon 

University of Seoul, Seoul, Korea

W. Jang , D.Y. Kang, Y. Kang , S. Kim , B. Ko, J.S.H. Lee , Y. Lee , I.C. Park , Y. Roh,
I.J. Watson 

Yonsei University, Department of Physics, Seoul, Korea

S. Ha , H.D. Yoo 

Sungkyunkwan University, Suwon, Korea

M. Choi , M.R. Kim , H. Lee, Y. Lee , I. Yu 


College of Engineering and Technology, American University of the Middle East (AUM), Dasman, Kuwait

T. Beyrouthy 

Riga Technical University, Riga, Latvia

K. Dreimanis , A. Gaile , G. Pikurs, A. Potrebko , M. Seidel 

University of Latvia (LU), Riga, Latvia

N.R. Strautnieks 







Vilnius University, Vilnius, Lithuania

M. Ambrozias , A. Juodagalvis , A. Rinkevicius , G. Tamulaitis 

National Centre for Particle Physics, Universiti Malaya, Kuala Lumpur, Malaysia

N. Bin Norjoharuddeen , I. Yusuff ⁵⁷, Z. Zolkapli

Universidad de Sonora (UNISON), Hermosillo, Mexico

J.F. Benitez , A. Castaneda Hernandez , H.A. Encinas Acosta, L.G. Gallegos Mariñez,
M. León Coello , J.A. Murillo Quijada , A. Sehwat , L. Valencia Palomo 

Centro de Investigacion y de Estudios Avanzados del IPN, Mexico City, Mexico

G. Ayala , H. Castilla-Valdez , H. Crotte Ledesma, E. De La Cruz-Burelo ,
I. Heredia-De La Cruz ⁵⁸, R. Lopez-Fernandez , C.A. Mondragon Herrera, A. Sánchez Hernández 

Universidad Iberoamericana, Mexico City, Mexico

C. Oropeza Barrera , M. Ramírez García 

Benemerita Universidad Autonoma de Puebla, Puebla, Mexico
























































I. Bautista , I. Pedraza , H.A. Salazar Ibarguen , C. Uribe Estrada 







University of Montenegro, Podgorica, Montenegro

I. Bubanja , N. Raicevic 



















University of Canterbury, Christchurch, New Zealand

P.H. Butler 

National Centre for Physics, Quaid-I-Azam University, Islamabad, PakistanA. Ahmad , M.I. Asghar, A. Awais , M.I.M. Awan, H.R. Hoorani , W.A. Khan **AGH University of Krakow, Faculty of Computer Science, Electronics and Telecommunications, Krakow, Poland**V. Avati, L. Grzanka , M. Malawski **National Centre for Nuclear Research, Swierk, Poland**H. Bialkowska , M. Bluj , B. Boimska , M. Górski , M. Kazana , M. Szleper , P. Zalewski **Institute of Experimental Physics, Faculty of Physics, University of Warsaw, Warsaw, Poland**K. Bunkowski , K. Doroba , A. Kalinowski , M. Konecki , J. Krolkowski , A. Muhammad **Warsaw University of Technology, Warsaw, Poland**K. Pozniak , W. Zabolotny **Laboratório de Instrumentação e Física Experimental de Partículas, Lisboa, Portugal**M. Araujo , D. Bastos , C. Beirão Da Cruz E. Silva , A. Boletti , M. Bozzo , T. Camporesi , G. Da Molin , P. Faccioli , M. Gallinaro , J. Hollar , N. Leonardo , T. Niknejad , A. Petrilli , M. Pisano , J. Seixas , J. Varela , J.W. Wulff **Faculty of Physics, University of Belgrade, Belgrade, Serbia**P. Adzic , P. Milenovic **VINCA Institute of Nuclear Sciences, University of Belgrade, Belgrade, Serbia**M. Dordevic , J. Milosevic , V. Rekovic**Centro de Investigaciones Energéticas Medioambientales y Tecnológicas (CIEMAT), Madrid, Spain**M. Aguilar-Benitez, J. Alcaraz Maestre , Cristina F. Bedoya , Oliver M. Carretero , M. Cepeda , M. Cerrada , N. Colino , B. De La Cruz , A. Delgado Peris , A. Escalante Del Valle , D. Fernández Del Val , J.P. Fernández Ramos , J. Flix , M.C. Fouz , O. Gonzalez Lopez , S. Goy Lopez , J.M. Hernandez , M.I. Josa , D. Moran , C.M. Morcillo Perez , Á. Navarro Tobar , C. Perez Dengra , A. Pérez-Calero Yzquierdo , J. Puerta Pelayo , I. Redondo , D.D. Redondo Ferrero , L. Romero, S. Sánchez Navas , L. Urda Gómez , J. Vazquez Escobar , C. Willmott**Universidad Autónoma de Madrid, Madrid, Spain**J.F. de Trocóniz **Universidad de Oviedo, Instituto Universitario de Ciencias y Tecnologías Espaciales de Asturias (ICTEA), Oviedo, Spain**B. Alvarez Gonzalez , J. Cuevas , J. Fernandez Menendez , S. Folgueras , I. Gonzalez Caballero , J.R. González Fernández , P. Leguina , E. Palencia Cortezon 

C. Ramón Álvarez , V. Rodríguez Bouza , A. Soto Rodríguez , A. Trapote , C. Vico Villalba ,
P. Vischia 

**Instituto de Física de Cantabria (IFCA), CSIC-Universidad de Cantabria,
Santander, Spain**

S. Bhowmik , S. Blanco Fernández , J.A. Brochero Cifuentes , I.J. Cabrillo , A. Calderon ,
J. Duarte Campderros , M. Fernandez , G. Gomez , C. Lasasoa García , C. Martinez Rivero ,
P. Martinez Ruiz del Arbol , F. Matorras , P. Matorras Cuevas , E. Navarrete Ramos ,
J. Piedra Gomez , L. Scodellaro , I. Vila , J.M. Vizan Garcia 

University of Colombo, Colombo, Sri Lanka

M.K. Jayananda , B. Kailasapathy ⁵⁹, D.U.J. Sonnadara , D.D.C. Wickramarathna 




University of Ruhuna, Department of Physics, Matara, Sri Lanka

W.G.D. Dharmaratna ⁶⁰, K. Liyanage , N. Perera , N. Wickramage 




































CERN, European Organization for Nuclear Research, Geneva, Switzerland

D. Abbaneo , C. Amendola , E. Auffray , G. Auzinger , J. Baechler, D. Barney ,
A. Bermúdez Martínez , M. Bianco , B. Bilin , A.A. Bin Anuar , A. Bocci , C. Botta ,
E. Brondolin , C. Caillol , G. Cerminara , N. Chernyavskaya , D. d’Enterria , A. Dabrowski ,
A. David , A. De Roeck , M.M. Defranchis , M. Deile , M. Dobson , L. Forthomme ,
G. Franzoni , W. Funk , S. Giani, D. Gigi, K. Gill , F. Glege , L. Gouskos , M. Haranko ,
J. Hegeman , B. Huber , V. Innocente , T. James , P. Janot , O. Kaluzinska , S. Laurila ,
P. Lecoq , E. Leutgeb , C. Lourenço , L. Malgeri , M. Mannelli , A.C. Marini ,
M. Matthewman, F. Meijers , S. Mersi , E. Meschi , V. Milosevic , F. Monti , F. Moortgat ,
M. Mulders , I. Neutelings , S. Orfanelli, F. Pantaleo , G. Petrucciani , A. Pfeiffer ,
M. Pierini , D. Piparo , H. Qu , D. Rabadý , M. Rovere , H. Sakulin , S. Scarfi ,
C. Schwick, M. Selvaggi , A. Sharma , K. Shchelina , P. Silva , P. Sphicas ⁶¹,
A.G. Stahl Leitner , A. Steen , S. Summers , D. Treille , P. Tropea , A. Tsiroú, D. Walter ,
J. Wanczyk ⁶², J. Wang, S. Wuchterl , P. Zehetner , P. Zejdl , W.D. Zeuner





















PSI Center for Neutron and Muon Sciences, Villigen, Switzerland

T. Bevilacqua ⁶³, L. Caminada ⁶³, A. Ebrahimi , W. Erdmann , R. Horisberger , Q. Ingram ,
H.C. Kaestli , D. Kotlinski , C. Lange , M. Missiroli ⁶³, L. Noehte ⁶³, T. Rohe 

**ETH Zurich - Institute for Particle Physics and Astrophysics (IPA), Zurich,
Switzerland**

T.K. Aarrestad , K. Androsov ⁶², M. Backhaus , A. Calandri , C. Cazzaniga , K. Datta ,
A. De Cosa , G. Dissertori , M. Dittmar, M. Donegà , F. Eble , M. Galli , K. Gedia ,
F. Glessgen , C. Grab , N. Härringer , T.G. Harte, D. Hits , W. Lustermann , A.-M. Lyon ,
R.A. Manzoni , M. Marchegiani , L. Marchese , C. Martin Perez , A. Mascellani ⁶²,
F. Nessi-Tedaldi , F. Pauss , V. Perovic , S. Pigazzini , C. Reissel , T. Reitenspiess ,
B. Ristic , F. Riti , R. Seidita , J. Steggemann ⁶², D. Valsecchi , R. Wallny 












Universität Zürich, Zurich, Switzerland

C. Amsler ⁶⁴, P. Bäertschi , M.F. Canelli , K. Cormier , J.K. Heikkilä , M. Huwiler ,
 W. Jin , A. Jofrehei , B. Kilminster , S. Leontsinis , S.P. Liechti , A. Macchiolo ,
 P. Meiring , U. Molinatti , A. Reimers , P. Robmann, S. Sanchez Cruz , M. Senger ,
 F. Stäger , Y. Takahashi , R. Tramontano 

National Central University, Chung-Li, Taiwan

C. Adloff⁶⁵, D. Bhowmik, C.M. Kuo, W. Lin, P.K. Rout , P.C. Tiwari ⁴⁰, S.S. Yu 

















National Taiwan University (NTU), Taipei, Taiwan

L. Ceard, Y. Chao , K.F. Chen , P.S. Chen, Z.G. Chen, A. De Iorio , W.-S. Hou , T.H. Hsu,
 Y.W. Kao, R. Khurana, G. Kole , Y.Y. Li , R.-S. Lu , E. Paganis , X.F. Su ,
 J. Thomas-Wilsker , L.S. Tsai, H.Y. Wu, E. Yazgan 


High Energy Physics Research Unit, Department of Physics, Faculty of Science, Chulalongkorn University, Bangkok, Thailand

C. Asawatangtrakuldee , N. Srimanobhas , V. Wachirapusanand 

Çukurova University, Physics Department, Science and Art Faculty, Adana, Turkey

D. Agyel , F. Boran , Z.S. Demiroglu , F. Dolek , I. Dumanoglu ⁶⁶, E. Eskut , Y. Guler ⁶⁷,
 E. Gurpınar Guler ⁶⁷, C. Isik , O. Kara, A. Kayis Topaksu , U. Kiminsu , G. Onengut ,
 K. Ozdemir ⁶⁸, A. Polatoz , B. Tali ⁶⁹, U.G. Tok , S. Turkcapar , E. Uslan , I.S. Zorbakir 






Middle East Technical University, Physics Department, Ankara, Turkey

M. Yalvac ⁷⁰












Bogazici University, Istanbul, Turkey

B. Akgun , I.O. Atakisi , E. Gülmez , M. Kaya ⁷¹, O. Kaya ⁷², S. Tekten ⁷³

Istanbul Technical University, Istanbul, Turkey

A. Cakir , K. Cankocak ^{66,74}, G.G. Dincer , Y. Komurcu , S. Sen ⁷⁵

Istanbul University, Istanbul, Turkey

O. Aydilek ²⁴, S. Cerci ⁶⁹, V. Epshteyn , B. Hacisahinoglu , I. Hos ⁷⁶, B. Kaynak ,
 S. Ozkorucuklu , O. Potok , H. Sert , C. Simsek , C. Zorbilmez 

Yildiz Technical University, Istanbul, Turkey

B. Isildak ⁷⁷, D. Sunar Cerci ⁶⁹
















Institute for Scintillation Materials of National Academy of Science of Ukraine, Kharkiv, Ukraine

A. Boyaryntsev , B. Grynyov 









National Science Centre, Kharkiv Institute of Physics and Technology, Kharkiv, Ukraine

L. Levchuk 










University of Bristol, Bristol, United Kingdom

D. Anthony , J.J. Brooke , A. Bundock , F. Bury , E. Clement , D. Cussans , H. Flacher , M. Glowacki , J. Goldstein , H.F. Heath , M.-L. Holmberg , L. Kreczko , S. Paramesvaran , L. Robertshaw , S. Seif El Nasr-Storey , V.J. Smith , N. Stylianou ⁷⁸, K. Walkingshaw Pass

Rutherford Appleton Laboratory, Didcot, United Kingdom

A.H. Ball , K.W. Bell , A. Belyaev ⁷⁹, C. Brew , R.M. Brown , D.J.A. Cockerill , C. Cooke , K.V. Ellis , K. Harder , S. Harper , J. Linacre , K. Manolopoulos , D.M. Newbold , E. Olaiya , D. Petyt , T. Reis , A.R. Sahasransu , G. Salvi , T. Schuh , C.H. Shepherd-Themistocleous , I.R. Tomalin , T. Williams










Imperial College, London, United Kingdom

R. Bainbridge , P. Bloch , C.E. Brown , O. Buchmuller , V. Cacchio , C.A. Carrillo Montoya , G.S. Chahal ⁸⁰, D. Colling , J.S. Dancu , I. Das , P. Dauncey , G. Davies , J. Davies , M. Della Negra , S. Fayer , G. Fedi , G. Hall , M.H. Hassanshahi , A. Howard , G. Iles , M. Knight , J. Langford , J. León Holgado , L. Lyons , A.-M. Magnan , S. Malik , M. Mieskolainen , J. Nash ⁸¹, M. Pesaresi , B.C. Radburn-Smith , A. Richards , A. Rose , K. Savva , C. Seez , R. Shukla , A. Tapper , K. Uchida , G.P. Uttley , L.H. Vage , T. Virdee ³¹, M. Vojinovic , N. Wardle , D. Winterbottom







Brunel University, Uxbridge, United Kingdom

K. Coldham , J.E. Cole , A. Khan , P. Kyberd , I.D. Reid 

Baylor University, Waco, Texas, USA

S. Abdullin , A. Brinkerhoff , B. Caraway , E. Collins , J. Dittmann , K. Hatakeyama , J. Hiltbrand , B. McMaster , M. Saunders , S. Sawant , C. Sutantawibul , J. Wilson










Catholic University of America, Washington, DC, USA

R. Bartek , A. Dominguez , C. Huerta Escamilla , A.E. Simsek , R. Uniya , A.M. Vargan Hernandez 










The University of Alabama, Tuscaloosa, Alabama, USA

B. Bam , R. Chudasama , S.I. Cooper , S.V. Gleyzer , C.U. Perez , P. Rumerio ⁸², E. Usai , R. Yi 




















Boston University, Boston, Massachusetts, USA

A. Akpinar , D. Arcaro , C. Cosby , Z. Demiragli , C. Erice , C. Fangmeier , C. Fernandez Madrazo , E. Fontanesi , D. Gastler , F. Golf , S. Jeon , I. Reed , J. Rohlf , K. Salyer , D. Sperka , D. Spitzbart , I. Suarez , A. Tsatsos , S. Yuan , A.G. Zecchinelli













Brown University, Providence, Rhode Island, USA

G. Benelli , X. Coubez ²⁶, D. Cutts , M. Hadley , U. Heintz , J.M. Hogan ⁸³, T. Kwon , G. Landsberg , K.T. Lau , D. Li , J. Luo , S. Mondal , M. Narain [†], N. Pervan , S. Sagir ⁸⁴, F. Simpson , M. Stamenkovic , X. Yan , W. Zhang







University of California, Davis, Davis, California, USA

S. Abbott , J. Bonilla , C. Brainerd , R. Breedon , H. Cai ,
M. Calderon De La Barca Sanchez , M. Chertok , M. Citron , J. Conway , P.T. Cox ,
R. Erbacher , F. Jensen , O. Kukral , G. Mocellin , M. Mulhearn , D. Pellett , W. Wei ,
Y. Yao , F. Zhang 





University of California, Los Angeles, California, USA

M. Bachtis , R. Cousins , A. Datta , G. Flores Avila , J. Hauser , M. Ignatenko ,
M.A. Iqbal , T. Lam , E. Manca , A. Nunez Del Prado , D. Saltzberg , V. Valuev 

















University of California, Riverside, Riverside, California, USA

R. Clare , J.W. Gary , M. Gordon , G. Hanson , W. Si , S. Wimpenny [†]











University of California, San Diego, La Jolla, California, USA

J.G. Branson , S. Cittolin , S. Cooperstein , D. Diaz , J. Duarte , L. Giannini , J. Guiang ,
R. Kansal , V. Krutelyov , R. Lee , J. Letts , M. Masciovecchio , F. Mokhtar ,
S. Mukherjee , M. Pieri , M. Quinnan , B.V. Sathia Narayanan , V. Sharma , M. Tadel ,
E. Vourliotis , F. Würthwein , Y. Xiang , A. Yagil 

















University of California, Santa Barbara - Department of Physics, Santa Barbara, California, USA

A. Barzdukas , L. Brennan , C. Campagnari , J. Incandela , J. Kim , A.J. Li ,
P. Masterson , H. Mei , J. Richman , U. Sarica , R. Schmitz , F. Setti , J. Sheplock ,
D. Stuart , T.Á. Vámi , S. Wang 

California Institute of Technology, Pasadena, California, USA

A. Bornheim , O. Cerri , A. Latorre , J. Mao , H.B. Newman , G. Reales Gutiérrez,
M. Spiropulu , J.R. Vlimant , C. Wang , S. Xie , R.Y. Zhu 


















Carnegie Mellon University, Pittsburgh, Pennsylvania, USA

J. Alison , S. An , M.B. Andrews , P. Bryant , M. Cremonesi , V. Dutta , T. Ferguson ,
A. Harilal , C. Liu , T. Mudholkar , S. Murthy , P. Palit , M. Paulini , A. Roberts ,
A. Sanchez , W. Terrill 


University of Colorado Boulder, Boulder, Colorado, USA




























































J.P. Cumalat , W.T. Ford , A. Hart , A. Hassani , G. Karathanasis , N. Manganelli ,
A. Perloff , C. Savard , N. Schonbeck , K. Stenson , K.A. Ulmer , S.R. Wagner , N. Zipper 

Cornell University, Ithaca, New York, USA




















J. Alexander , S. Bright-Thomney , X. Chen , D.J. Cranshaw , J. Fan , X. Fan , S. Hogan ,
P. Kotamnives , J. Monroy , M. Oshiro , J.R. Patterson , J. Reichert , M. Reid , A. Ryd ,
J. Thom , P. Wittich , R. Zou 

Fermi National Accelerator Laboratory, Batavia, Illinois, USA














M. Albrow , M. Alyari , O. Amram , G. Apollinari , A. Apresyan , A. Apyan ,
L.A.T. Bauerdick , D. Berry , J. Berryhill , P.C. Bhat , K. Burkett , J.N. Butler 

A. Canepa , G.B. Cerati , H.W.K. Cheung , F. Chlebana , G. Cummings , J. Dickinson , I. Dutta , V.D. Elvira , Y. Feng , J. Freeman , A. Gandrakota , Z. Gecse , L. Gray , D. Green, A. Grummer , S. Grünendahl , D. Guerrero , O. Gutsche , R.M. Harris , R. Heller , T.C. Herwig , J. Hirschauer , L. Horyn , B. Jayatilaka , S. Jindariani , M. Johnson , U. Joshi , T. Klijsma , B. Klima , K.H.M. Kwok , S. Lammel , D. Lincoln , R. Lipton , T. Liu , C. Madrid , K. Maeshima , C. Mantilla , D. Mason , P. McBride , P. Merkel , S. Mrenna , S. Nahn , J. Ngadiuba , D. Noonan , V. Papadimitriou , N. Pastika , K. Pedro , C. Pena ⁸⁵, F. Ravera , A. Reinsvold Hall ⁸⁶, L. Ristori , E. Sexton-Kennedy , N. Smith , A. Soha , L. Spiegel , S. Stoynev , J. Strait , L. Taylor , S. Tkaczyk , N.V. Tran , L. Uplegger , E.W. Vaandering , A. Whitbeck , I. Zoi 

University of Florida, Gainesville, Florida, USA

C. Aruta , P. Avery , D. Bourilkov , L. Cadamuro , P. Chang , V. Cherepanov , R.D. Field, E. Koenig , M. Kolosova , J. Konigsberg , A. Korytov , K. Matchev , N. Menendez , G. Mitselmakher , K. Mohrman , A. Muthirakalayil Madhu , N. Rawal , D. Rosenzweig , S. Rosenzweig , J. Wang 























Florida State University, Tallahassee, Florida, USA

T. Adams , A. Al Kadhim , A. Askew , S. Bower , R. Habibullah , V. Hagopian , R. Hashmi , R.S. Kim , S. Kim , T. Kolberg , G. Martinez, H. Prosper , P.R. Prova, M. Wulansatiti , R. Yohay , J. Zhang












Florida Institute of Technology, Melbourne, Florida, USA

B. Alsufyani , M.M. Baarmand , S. Butalla , S. Das , T. Elkafrawy ⁵⁵, M. Hohlmann , R. Kumar Verma , M. Rahmani, E. Yanes









University of Illinois Chicago, Chicago, Illinois, USA

M.R. Adams , A. Baty , C. Bennett, R. Cavanaugh , R. Escobar Franco , O. Evdokimov , C.E. Gerber , M. Hawksworth, A. Hingrajiya, D.J. Hofman , J.H. Lee , D.S. Lemos , A.H. Merrit , C. Mills , S. Nanda , G. Oh , B. Ozek , D. Pilipovic , R. Pradhan , E. Prifti, T. Roy , S. Rudrabhatla , M.B. Tonjes , N. Varelas , Z. Ye , J. Yoo 

























The University of Iowa, Iowa City, Iowa, USA

M. Alhousseini , D. Blend, K. Dilsiz ⁸⁷, L. Emediato , G. Karaman , O.K. Köseyan , J.-P. Merlo, A. Mestvirishvili ⁸⁸, J. Nachtman , O. Neogi, H. Ogul ⁸⁹, Y. Onel , A. Penzo , C. Snyder, E. Tiras ⁹⁰


Johns Hopkins University, Baltimore, Maryland, USA

B. Blumenfeld , L. Corcodilos , J. Davis , A.V. Gritsan , L. Kang , S. Kyriacou , P. Maksimovic , M. Roguljic , J. Roskes , S. Sekhar , M. Swartz 

The University of Kansas, Lawrence, Kansas, USA

A. Abreu , L.F. Alcerro Alcerro , J. Anguiano , P. Baringer , A. Bean , Z. Flowers , D. Grove , J. King , G. Krintiras , M. Lazarovits , C. Le Mahieu , J. Marquez , N. Minafra , M. Murray , M. Nickel , M. Pitt , S. Popescu ⁹¹, C. Rogan , C. Royon , R. Salvatico , S. Sanders , C. Smith , Q. Wang , G. Wilson 
















Kansas State University, Manhattan, Kansas, USA

B. Allmond , A. Ivanov , K. Kaadze , A. Kalogeropoulos , D. Kim, Y. Maravin , J. Natoli ,
D. Roy , G. Sorrentino 






















Lawrence Livermore National Laboratory, Livermore, California, USA

F. Rebassoo , D. Wright 















University of Maryland, College Park, Maryland, USA

A. Baden , A. Belloni , Y.M. Chen , S.C. Eno , N.J. Hadley , S. Jabeen , R.G. Kellogg ,
T. Koeth , Y. Lai , S. Lascio , A.C. Mignerey , S. Nabili , C. Palmer , C. Papageorgakis ,
M.M. Paranjpe, L. Wang 

Massachusetts Institute of Technology, Cambridge, Massachusetts, USA

J. Bendavid , S. Brandt, I.A. Cali , M. D'Alfonso , J. Eysermans , C. Freer ,
G. Gomez-Ceballos , M. Goncharov, G. Grosso, P. Harris, D. Hoang, D. Kovalskyi , J. Krupa ,
L. Lavezzo , Y.-J. Lee , K. Long , A. Novak , C. Paus , D. Rankin , C. Roland ,
G. Roland , S. Rothman , G.S.F. Stephans , Z. Wang , B. Wyslouch , T.J. Yang 



University of Minnesota, Minneapolis, Minnesota, USA

B. Crossman , B.M. Joshi , C. Kapsiak , M. Krohn , D. Mahon , J. Mans , B. Marzocchi ,
S. Pandey , M. Revering , R. Rusack , R. Saradhy , N. Schroeder , N. Strobbe ,
M.A. Wadud 









University of Mississippi, Oxford, Mississippi, USA

L.M. Cremaldi 


















University of Nebraska-Lincoln, Lincoln, Nebraska, USA

K. Bloom , D.R. Claes , G. Haza , J. Hossain , C. Joo , I. Kravchenko , J.E. Siado ,
W. Tabb , A. Vagnerini , A. Wightman , F. Yan , D. Yu 

State University of New York at Buffalo, Buffalo, New York, USA

H. Bandyopadhyay , L. Hay , I. Iashvili , A. Kharchilava , M. Morris , D. Nguyen ,
S. Rappoccio , H. Rejeb Sfar, A. Williams 













Northeastern University, Boston, Massachusetts, USA















G. Alverson , E. Barberis , J. Dervan , Y. Haddad , Y. Han , A. Krishna , J. Li , M. Lu ,
G. Madigan , R. Mccarthy , D.M. Morse , V. Nguyen , T. Orimoto , A. Parker ,
L. Skinnari , B. Wang , D. Wood 

Northwestern University, Evanston, Illinois, USA

S. Bhattacharya , J. Bueghly, Z. Chen , S. Dittmer , K.A. Hahn , Y. Liu , Y. Miao ,
D.G. Monk , M.H. Schmitt , A. Taliencio , M. Velasco

University of Notre Dame, Notre Dame, Indiana, USA



















G. Agarwal , R. Band , R. Bucci, S. Castells , A. Das , R. Goldouzian , M. Hildreth ,
K.W. Ho , K. Hurtado Anampa , T. Ivanov , C. Jessop , K. Lannon , J. Lawrence 

N. Loukas , L. Lutton , J. Mariano, N. Marinelli, I. Mcalister, T. McCauley , C. Mcgrady ,
C. Moore , Y. Musienko ¹⁶, H. Nelson , M. Osherson , A. Piccinelli , R. Ruchti ,
A. Townsend , Y. Wan, M. Wayne , H. Yockey, M. Zarucki , L. Zygala 

The Ohio State University, Columbus, Ohio, USA

A. Basnet , B. Bylsma, M. Carrigan , L.S. Durkin , C. Hill , M. Joyce , M. Nunez Ornelas ,
K. Wei, B.L. Winer , B.R. Yates 




















Princeton University, Princeton, New Jersey, USA

F.M. Addesa , H. Bouchamaoui , P. Das , G. Dezoort , P. Elmer , A. Frankenthal ,
B. Greenberg , N. Haubrich , G. Kopp , S. Kwan , D. Lange , A. Loeliger , D. Marlow ,
I. Ojalvo , J. Olsen , A. Shevelev , D. Stickland , C. Tully 

University of Puerto Rico, Mayaguez, Puerto Rico, USA

S. Malik 












Purdue University, West Lafayette, Indiana, USA

A.S. Bakshi , V.E. Barnes , S. Chandra , R. Chawla , A. Gu , L. Gutay, M. Jones ,
A.W. Jung , D. Kondratyev , A.M. Koshy, M. Liu , G. Negro , N. Neumeister ,
G. Paspalaki , S. Piperov , V. Scheurer, J.F. Schulte , M. Stojanovic , J. Thieman ,
A.K. Virdi , F. Wang , W. Xie 












Purdue University Northwest, Hammond, Indiana, USA

J. Dolen , N. Parashar , A. Pathak 

Rice University, Houston, Texas, USA

D. Acosta , T. Carnahan , K.M. Ecklund , P.J. Fernández Manteca , S. Freed, P. Gardner,
F.J.M. Geurts , W. Li , O. Miguel Colin , B.P. Padley , R. Redjimi, J. Rotter , E. Yigitbasi ,
Y. Zhang 




















University of Rochester, Rochester, New York, USA

A. Bodek , P. de Barbaro , R. Demina , J.L. Dulemba , A. Garcia-Bellido , O. Hindrichs ,
A. Khukhunaishvili , N. Parmar , P. Parygin ⁹², E. Popova ⁹², R. Taus 











The Rockefeller University, New York, New York, USA

K. Goulianos 












Rutgers, The State University of New Jersey, Piscataway, New Jersey, USA

B. Chiarito, J.P. Chou , S.V. Clark , D. Gadkari , Y. Gershtein , E. Halkiadakis ,
M. Heindl , C. Houghton , D. Jaroslawski , O. Karacheban ²⁹, I. Laffotte , A. Lath ,
R. Montalvo, K. Nash, H. Routray , P. Saha , S. Salur , S. Schnetzer, S. Somalwar ,
R. Stone , S.A. Thayil , S. Thomas, J. Vora , H. Wang 










University of Tennessee, Knoxville, Tennessee, USA

H. Acharya, D. Ally , A.G. Delannoy , S. Fiorendi , S. Higginbotham , T. Holmes ,
A.R. Kanuganti , N. Karunarathna , L. Lee , E. Nibigira , S. Spanier 












Texas A&M University, College Station, Texas, USA

D. Aebi , M. Ahmad , O. Bouhali ⁹³, R. Eusebi , J. Gilmore , T. Huang , T. Kamon ⁹⁴,
H. Kim , S. Luo , R. Mueller , D. Overton , D. Rathjens , A. Safonov 

Texas Tech University, Lubbock, Texas, USA

N. Akchurin , J. Damgov , V. Hegde , A. Hussain , Y. Kazhykarim, K. Lamichhane ,
S.W. Lee , A. Mankel , T. Peltola , I. Volobouev 

Vanderbilt University, Nashville, Tennessee, USA

E. Appelt , Y. Chen , S. Greene, A. Gurrola , W. Johns , R. Kunnawalkam Elayavalli ,
A. Melo , F. Romeo , P. Sheldon , S. Tuo , J. Velkovska , J. Viinikainen 
























University of Virginia, Charlottesville, Virginia, USA

B. Cardwell , B. Cox , J. Hakala , R. Hirosky , A. Ledovskoy , C. Neu , C.E. Perez Lara 
















Wayne State University, Detroit, Michigan, USA

P.E. Karchin 

University of Wisconsin - Madison, Madison, Wisconsin, USA

A. Aravind , S. Banerjee , K. Black , T. Bose , S. Dasu , I. De Bruyn , P. Everaerts ,
C. Galloni, H. He , M. Herndon , A. Herve , C.K. Koraka , A. Lanaro, R. Loveless ,
J. Madhusudanan Sreekala , A. Mallampalli , A. Mohammadi , S. Mondal, G. Parida ,
L. Pétré , D. Pinna, A. Savin, V. Shang , V. Sharma , W.H. Smith , D. Teague, H.F. Tsoi ,
W. Vetens , A. Warden 

Authors affiliated with an international laboratory covered by a cooperation agreement with CERN

Yu. Andreev , A. Dermenev , S. Gninenko , N. Golubev , A. Karneyeu , D. Kirpichnikov ,
M. Kirsanov , N. Krasnikov , I. Tlisova , A. Toropin , V. Gavrilov , N. Lychkovskaya ,
A. Nikitenko ^{95,96}, V. Popov , A. Zhokin 

Authors affiliated with an institute formerly covered by a cooperation agreement with CERN

S. Afanasiev , D. Budkouski , I. Golutvin , I. Gorbunov , V. Karjavine , V. Korenkov ,
A. Lanev , A. Malakhov , V. Matveev ⁹⁷, V. Palichik , V. Perelygin , M. Savina ,
V. Shalaev , S. Shmatov , S. Shulha , V. Smirnov , O. Teryaev , N. Voytishin ,
B.S. Yuldashev⁹⁸, A. Zarubin , I. Zhizhin , G. Gavrilov , V. Golovtcov , Y. Ivanov ,
V. Kim ⁹⁹, P. Levchenko ¹⁰⁰, V. Murzin , V. Oreshkin , D. Sosnov , V. Sulimov ,
L. Uvarov , A. Vorobyev[†], T. Aushev , R. Chistov ⁹⁹, M. Danilov ⁹⁹, S. Polikarpov ⁹⁹,
V. Andreev , M. Azarkin , M. Kirakosyan, A. Terkulov , A. Belyaev , E. Boos ,
V. Bunichev , M. Dubinin ⁸⁵, L. Dudko , A. Gribushin , V. Klyukhin , S. Obraztsov ,
M. Perfilov , S. Petrushanko , V. Savrin , P. Volkov , G. Vorotnikov , V. Blinov⁹⁹,
T. Dimova ⁹⁹, A. Kozyrev ⁹⁹, O. Radchenko ⁹⁹, Y. Skovpen ⁹⁹, I. Azhgirey , V. Kachanov ,
D. Konstantinov , R. Ryutin, S. Slabospitskii , A. Uzunian , A. Babaev , V. Borshch ,
D. Druzhkin ¹⁰¹, E. Tcherniaev , V. Chekhovsky, V. Makarenko 

[†] *Deceased*

- ¹ *Also at Yerevan State University, Yerevan, Armenia*
- ² *Also at TU Wien, Vienna, Austria*
- ³ *Also at Institute of Basic and Applied Sciences, Faculty of Engineering, Arab Academy for Science, Technology and Maritime Transport, Alexandria, Egypt*
- ⁴ *Also at Ghent University, Ghent, Belgium*
- ⁵ *Also at Universidade Estadual de Campinas, Campinas, Brazil*
- ⁶ *Also at Federal University of Rio Grande do Sul, Porto Alegre, Brazil*
- ⁷ *Also at UFMS, Nova Andradina, Brazil*
- ⁸ *Also at Nanjing Normal University, Nanjing, China*
- ⁹ *Now at The University of Iowa, Iowa City, Iowa, USA*
- ¹⁰ *Also at University of Chinese Academy of Sciences, Beijing, China*
- ¹¹ *Also at China Center of Advanced Science and Technology, Beijing, China*
- ¹² *Also at University of Chinese Academy of Sciences, Beijing, China*
- ¹³ *Also at China Spallation Neutron Source, Guangdong, China*
- ¹⁴ *Now at Henan Normal University, Xinxiang, China*
- ¹⁵ *Also at Université Libre de Bruxelles, Bruxelles, Belgium*
- ¹⁶ *Also at an international laboratory covered by a cooperation agreement with CERN*
- ¹⁷ *Now at British University in Egypt, Cairo, Egypt*
- ¹⁸ *Now at Cairo University, Cairo, Egypt*
- ¹⁹ *Also at Purdue University, West Lafayette, Indiana, USA*
- ²⁰ *Also at Université de Haute Alsace, Mulhouse, France*
- ²¹ *Also at Department of Physics, Tsinghua University, Beijing, China*
- ²² *Also at an institute formerly covered by a cooperation agreement with CERN*
- ²³ *Also at The University of the State of Amazonas, Manaus, Brazil*
- ²⁴ *Also at Erzincan Binali Yildirim University, Erzincan, Turkey*
- ²⁵ *Also at University of Hamburg, Hamburg, Germany*
- ²⁶ *Also at RWTH Aachen University, III. Physikalisches Institut A, Aachen, Germany*
- ²⁷ *Also at Isfahan University of Technology, Isfahan, Iran*
- ²⁸ *Also at Bergische University Wuppertal (BUW), Wuppertal, Germany*
- ²⁹ *Also at Brandenburg University of Technology, Cottbus, Germany*
- ³⁰ *Also at Forschungszentrum Jülich, Juelich, Germany*
- ³¹ *Also at CERN, European Organization for Nuclear Research, Geneva, Switzerland*
- ³² *Also at Institute of Physics, University of Debrecen, Debrecen, Hungary*
- ³³ *Also at HUN-REN ATOMKI - Institute of Nuclear Research, Debrecen, Hungary*
- ³⁴ *Now at Universitatea Babeş-Bolyai - Facultatea de Fizica, Cluj-Napoca, Romania*
- ³⁵ *Also at MTA-ELTE Lendület CMS Particle and Nuclear Physics Group, Eötvös Loránd University, Budapest, Hungary*
- ³⁶ *Also at Physics Department, Faculty of Science, Assiut University, Assiut, Egypt*
- ³⁷ *Also at HUN-REN Wigner Research Centre for Physics, Budapest, Hungary*
- ³⁸ *Also at Punjab Agricultural University, Ludhiana, India*
- ³⁹ *Also at University of Visva-Bharati, Santiniketan, India*
- ⁴⁰ *Also at Indian Institute of Science (IISc), Bangalore, India*
- ⁴¹ *Also at Birla Institute of Technology, Mesra, Mesra, India*
- ⁴² *Also at IIT Bhubaneswar, Bhubaneswar, India*
- ⁴³ *Also at Institute of Physics, Bhubaneswar, India*
- ⁴⁴ *Also at University of Hyderabad, Hyderabad, India*
- ⁴⁵ *Also at Deutsches Elektronen-Synchrotron, Hamburg, Germany*
- ⁴⁶ *Also at Department of Physics, Isfahan University of Technology, Isfahan, Iran*
- ⁴⁷ *Also at Sharif University of Technology, Tehran, Iran*
- ⁴⁸ *Also at Department of Physics, University of Science and Technology of Mazandaran, Behshahr, Iran*
- ⁴⁹ *Also at Helwan University, Cairo, Egypt*
- ⁵⁰ *Also at Italian National Agency for New Technologies, Energy and Sustainable Economic Development, Bologna, Italy*

- ⁵¹ Also at *Centro Siciliano di Fisica Nucleare e di Struttura Della Materia, Catania, Italy*
- ⁵² Also at *Università degli Studi Guglielmo Marconi, Roma, Italy*
- ⁵³ Also at *Scuola Superiore Meridionale, Università di Napoli ‘Federico II’, Napoli, Italy*
- ⁵⁴ Also at *Fermi National Accelerator Laboratory, Batavia, Illinois, USA*
- ⁵⁵ Also at *Ain Shams University, Cairo, Egypt*
- ⁵⁶ Also at *Consiglio Nazionale delle Ricerche - Istituto Officina dei Materiali, Perugia, Italy*
- ⁵⁷ Also at *Department of Applied Physics, Faculty of Science and Technology, Universiti Kebangsaan Malaysia, Bangi, Malaysia*
- ⁵⁸ Also at *Consejo Nacional de Ciencia y Tecnología, Mexico City, Mexico*
- ⁵⁹ Also at *Trincomalee Campus, Eastern University, Sri Lanka, Nilaveli, Sri Lanka*
- ⁶⁰ Also at *Saegis Campus, Nugegoda, Sri Lanka*
- ⁶¹ Also at *National and Kapodistrian University of Athens, Athens, Greece*
- ⁶² Also at *Ecole Polytechnique Fédérale Lausanne, Lausanne, Switzerland*
- ⁶³ Also at *Universität Zürich, Zurich, Switzerland*
- ⁶⁴ Also at *Stefan Meyer Institute for Subatomic Physics, Vienna, Austria*
- ⁶⁵ Also at *Laboratoire d’Annecy-le-Vieux de Physique des Particules, IN2P3-CNRS, Annecy-le-Vieux, France*
- ⁶⁶ Also at *Near East University, Research Center of Experimental Health Science, Mersin, Turkey*
- ⁶⁷ Also at *Konya Technical University, Konya, Turkey*
- ⁶⁸ Also at *Izmir Bakircay University, Izmir, Turkey*
- ⁶⁹ Also at *Adiyaman University, Adiyaman, Turkey*
- ⁷⁰ Also at *Bozok Universitetesi Rektörlüğü, Yozgat, Turkey*
- ⁷¹ Also at *Marmara University, Istanbul, Turkey*
- ⁷² Also at *Milli Savunma University, Istanbul, Turkey*
- ⁷³ Also at *Kafkas University, Kars, Turkey*
- ⁷⁴ Now at *Istanbul Okan University, Istanbul, Turkey*
- ⁷⁵ Also at *Hacettepe University, Ankara, Turkey*
- ⁷⁶ Also at *Istanbul University - Cerrahpasa, Faculty of Engineering, Istanbul, Turkey*
- ⁷⁷ Also at *Yildiz Technical University, Istanbul, Turkey*
- ⁷⁸ Also at *Vrije Universiteit Brussel, Brussel, Belgium*
- ⁷⁹ Also at *School of Physics and Astronomy, University of Southampton, Southampton, United Kingdom*
- ⁸⁰ Also at *IPPP Durham University, Durham, United Kingdom*
- ⁸¹ Also at *Monash University, Faculty of Science, Clayton, Australia*
- ⁸² Also at *Università di Torino, Torino, Italy*
- ⁸³ Also at *Bethel University, St. Paul, Minnesota, USA*
- ⁸⁴ Also at *Karamanoğlu Mehmetbey University, Karaman, Turkey*
- ⁸⁵ Also at *California Institute of Technology, Pasadena, California, USA*
- ⁸⁶ Also at *United States Naval Academy, Annapolis, Maryland, USA*
- ⁸⁷ Also at *Bingol University, Bingol, Turkey*
- ⁸⁸ Also at *Georgian Technical University, Tbilisi, Georgia*
- ⁸⁹ Also at *Sinop University, Sinop, Turkey*
- ⁹⁰ Also at *Erciyes University, Kayseri, Turkey*
- ⁹¹ Also at *Horia Hulubei National Institute of Physics and Nuclear Engineering (IFIN-HH), Bucharest, Romania*
- ⁹² Now at another institute formerly covered by a cooperation agreement with CERN
- ⁹³ Also at *Texas A&M University at Qatar, Doha, Qatar*
- ⁹⁴ Also at *Kyungpook National University, Daegu, Korea*
- ⁹⁵ Also at *Imperial College, London, United Kingdom*
- ⁹⁶ Now at *Yerevan Physics Institute, Yerevan, Armenia*
- ⁹⁷ Also at another international laboratory covered by a cooperation agreement with CERN
- ⁹⁸ Also at *Institute of Nuclear Physics of the Uzbekistan Academy of Sciences, Tashkent, Uzbekistan*
- ⁹⁹ Also at another institute formerly covered by a cooperation agreement with CERN
- ¹⁰⁰ Also at *Northeastern University, Boston, Massachusetts, USA*
- ¹⁰¹ Also at *Universiteit Antwerpen, Antwerpen, Belgium*