


PIRS: Python-based Framework for coupled MC-TH Reactor Calculations

SNA-MC 2013

Institute for Neutron Physics and Reactor Technology



Content

- Introduction: what is PIRS, example
- PIRS concept
- Current development status
- Outlook

PIRS: Python Interfaces for Reactor Simulations

A set of packages for Python programming language, to facilitate interaction with reactor calculation codes.

Python

- www.python.org
- Free
- Interpreted
- OS-independent
- Big community
- Lot of packages

Interaction with code

- Model description
- Generation of Input file(s)
- Job submission
- Reading of calculation results

What for?

- Routine preparation of input files
- Framework for coupled calculations
- ...

Example: simplified neutronics model of fuel pin

Geometry:

```
from hpmc import Box, Cylinder

b = Box(X=1.2, Y=1.2, Z=110)
c = Cylinder(R=0.5, Z=100)
b.insert(0, c)

b.material = 'water'
c.material = 'fuel'

b.dens.set_grid([1, 1])
b.dens.set_values(1.)

c.temp.set_grid([1]*3)
c.temp.set_values([300, 500, 350])

c.heat.set_grid([1]*10)
```

Example: simplified neutronics model of fuel pin

Neutronics:

```
from hpmc import McnpInterface
from mcnp import Material

m = McnpInterface(b)

u = Material((92235, 0.5, 2),
             (92238, 95.5, 2))

o = Material('O')
h = Material('H')

f = u + 2*o
w = h*2 + o
w.thermal = 'lwtr'
```

```
f.sdict[8018] = 8016
w.sdict[8018] = 8016

m.materials['fuel'] = f
m.materials['water'] = w

m.bc['radial'] = '*'

m.adc.append('ksrc 0 0 0')
m.adc.append('kcode 500 1. 20 100')

m.run('P')

r = m.run('R')
```

Example: simplified neutronics model of fuel pin

Generated MCNP input file

```
c title
1 0 -3 4 -5 6 -2 1 fill=1 imp:n=1
2 0 -7 fill=2 imp:n=1 u=1
3 1 -1.0 -8 imp:n=1 tmp=2.585203e-08 u=2
4 2 -1.0 8 -9 imp:n=1 tmp=4.308671e-08 u=2
5 3 -1.0 9 imp:n=1 tmp=3.016070e-08 u=2
6 4 -1.0 -10 7 imp:n=1 tmp=2.585203e-08 u=1
7 4 -1.0 10 7 imp:n=1 tmp=2.585203e-08 u=1
8 0 11 (3:-4:5:-6:2:-1) imp:n=0 tmp=2.585203e-08
```

c surfaces

```
1 pz -55.0
2 pz 55.0
*3 px 0.6
*4 px -0.6
*5 py 0.6
*6 py -0.6
7 rcc 0.0 0.0 0.0 -50.0 0.0 0.0 100.0 0.5
8 pz -16.666666667
9 pz 16.666666667
10 pz 0.0
11 pz -1055.01817881
```

c data cards

c materials

```
m1 $ mixture U-0 at 300 K
92235.31c 5.0000000e-01
92238.31c 9.5500000e+01
8016.31c 1.9951400e+00
8017.31c 7.6000000e-04
8016.31c 4.1000000e-03
```

```
m2 $ mixture U-0 at 500 K
92235.31c 3.9962042e-01 92235.40c 1.0037958e-01
92238.31c 7.6327500e+01 92238.40c 1.9172500e+01
8016.31c 1.5945974e+00 8016.40c 4.0054263e-01
8017.31c 6.0742304e-04 8017.40c 1.5257696e-04
8016.31c 3.2768874e-03 8016.40c 8.2311256e-04

m3 $ mixture U-0 at 350 K
92235.31c 5.0000000e-01
92238.31c 9.5500000e+01
8016.31c 1.9951400e+00
8017.31c 7.6000000e-04
8016.31c 4.1000000e-03

m4 $ mixture H-0 at 300.0 K
1001.31c 1.9997700e+00
1002.31c 2.3000000e-04
8016.31c 9.9757000e-01
8017.31c 3.8000000e-04
8016.31c 2.0500000e-03

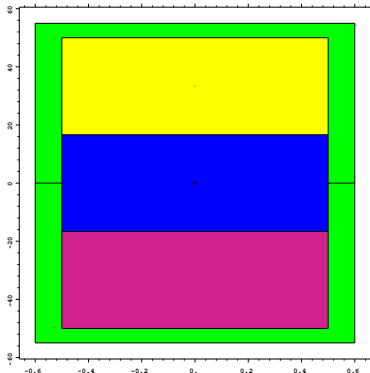
mt4 lwtr01.31t $ thermal data at 293.606K
c tallies
fmesh14:n $ heat in ('/', 0)
geom=cyl
origin=0.0 0.0 -50.0
axs=0.0 0.0 1.0
vec=1.0 0.0 0.0
imesh= 0.5
jmesh= 10.0 20.0 30.0 40.0 50.0 60.0
70.0 80.0 90.0 100.0
kmesh= 1.0
fm14 -1 0 -6 -8
prdmp j j 1 $ write mctal file
ksrc 0 0 0
```

Example: simplified neutronics model of fuel pin

Geometry plot generated with MCNP

09/10/13 13:02:39
c title

```
probid = 09/10/13 13:02:39  
basis: XZ  
( 1.000000, 0.000000, 0.000000)  
( 0.000000, 0.000000, 1.000000)  
origin:  
( 0.00, 0.00, 0.00)  
extent = ( 0.66, 60.50)  
cell labels are  
cell names
```



Class types

- To describe calculation geometry: Solids (Cylinder, Box) can be inserted into each other and positioned with respect to container.
- Low-level interfaces:
 - Assure correct syntax of input file,
 - "Know" command line parameters of the code,
 - provide functions to read output.
- High-level interfaces:
 - Conversion: geometry \longleftrightarrow low-level interfaces,
 - Interface to specify code-specific parameters

Interaction between classes

Classes to describe geometry:

```
hpmc.Cylinder  
hpmc.Box  
hpmc.Sphere
```

High-level interfaces

```
hpmc.McnpInterface
```

```
hpmc.ScfInterface
```

Low-level interfaces

```
mcnp.Model
```

```
Scf.Model
```

Computational codes

```
mcnp5
```

```
SCF
```

Geometry classes

model dimensions, axial meshes for system variables (temperature, density, heat)

High-level interfaces

code-specific data, e.g. path to xsdir, isotopic material compositions for MCNP

Current development status

Governed by HPMC project: Monte-Carlo neutronics and sub-channel TH modelling of PWR assembly.

Interface to MCNP

- handles any geometry represented by boxes and cylinders
- Repeated structure can be modelled as lattice
- Description of materials
 - Convenient definition of composition
 - Automatic choice of suffixes and interpolation of XS
- Reading of meshtal

Means to set up geometry

- Cylinder: vertical cylinder of finite height
- Box: rectangular parallelepiped with facets perpendicular to axes

Interface to SCF

- Only for PWR-like geometries
- Reading of output.txt

Example: results for coupled MCNP-SCF calculations

Coupled MCNP – SCF calculations, organized with PIRS


- Model: PWR assembly 17x17,
- moderator channels,
- two different types of fuel pins,
- boron in coolant,
- Coolant-centered subchannels,
- non-uniform axial mesh,
- Calculations conducted on a linux Desktop
- relaxation scheme for power axial distribution with varying relaxation parameter and increasing statistical precision

Example: results for coupled MCNP-SCF calculations

Horizontal cross-section of MCNP model:

```
09/10/13 17:32:56  
c title
```

```
probid = 09/10/13 17:32:29  
basis: XY  
( 1.000000, 0.000000, 0.000000)  
( 0.000000, 1.000000, 0.000000)  
origin:  
( 0.00, 0.00, 0.00)  
extent = ( 11.78, 11.78)  
cell labels are  
cell names
```

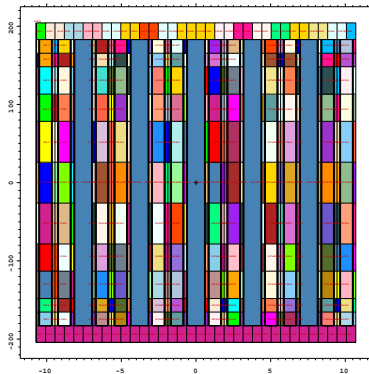


Example: results for coupled MCNP-SCF calculations

Vertical cross-section of MCNP model:

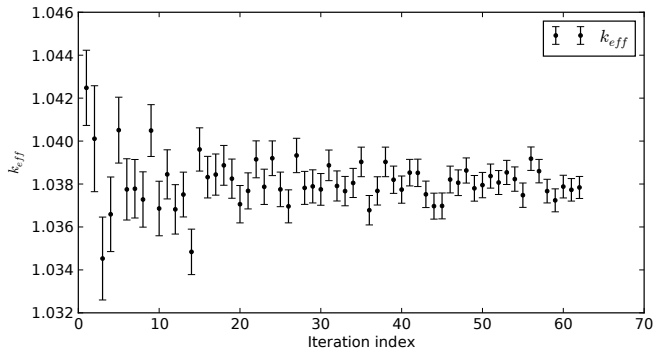
```
09/10/13 17:32:58  
c title
```

```
probid = 09/10/13 17:32:29  
basis: XZ  
( 1.000000, 0.000000, 0.000000)  
( 0.000000, 0.000000, 1.000000)  
origin:  
( 0.00, 0.00, 0.00)  
extent = ( 11.78, 224.73)  
cell labels are  
cell names
```



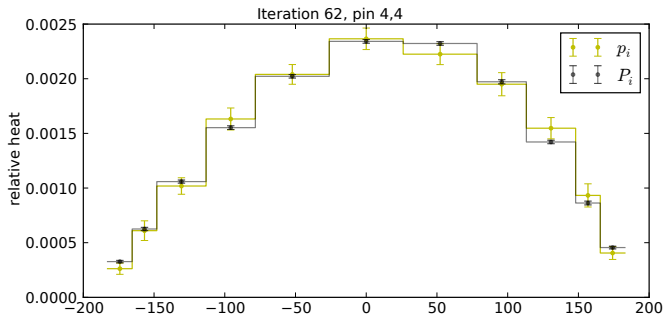
Example: results for coupled MCNP-SCF calculations

Behaviour of k_{eff} with N-TH iterations



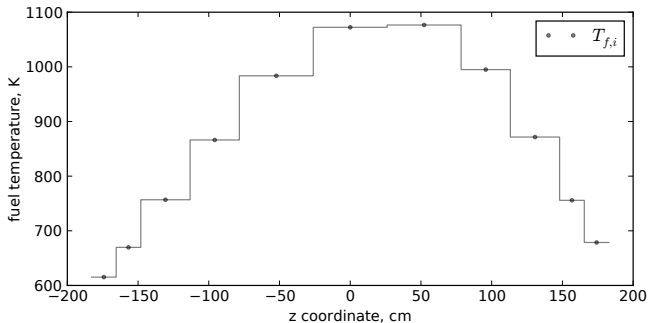
Example: results for coupled MCNP-SCF calculations

Axial distribution of heat deposition in one fuel pin



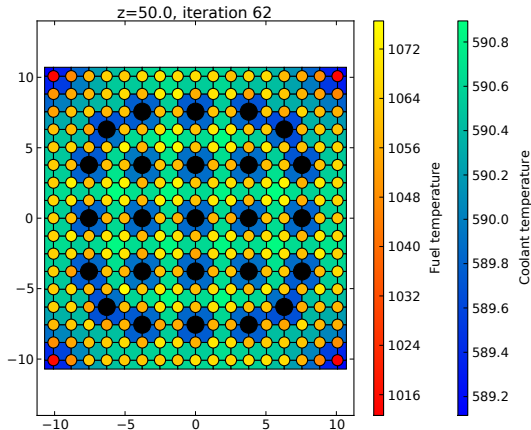
Example: results for coupled MCNP-SCF calculations

Axial distribution of fuel temperature in the same pin



Example: results for coupled MCNP-SCF calculations

Temperature map



Curent

- Interface to SERPENT-2
- Interaction with job submission system at Juelich Supercomputer
- Writing documentation
- Extension of SCF interface to represent cluster of assemblies, calculation of a minicore

Plans

- New interface to SCF
- Geometry plotter
- Interface to NMC, parts of KANEXT

Based on J.Dufek, W.Gudowski, "Stochastic Approximation for Monte Carlo Calculation of Steady-State Conditions in Thermal Reactors", *Nucl. Sci. Eng.*, Vol. 152, 2006, pp. 274.

Declared quantities

The following quantities are declared:

- i - the index of an iteration step of the coupling scheme,
- s_i - number of neutron histories simulated by a Monte Carlo criticality code in i th iteration step,
- S_i - combined number of neutron histories simulated in all iteration steps $1, \dots, i$,
- $\bar{\rho}^{(i)}$ - distribution of the coolant density computed according to relaxed power distribution $\bar{P}^{(i)}$ (see below),
- $\bar{p}^{(i)}$ - power distribution computed by the MC criticality code in i th step
- α - stepsize for the relaxation scheme,
- $\bar{P}^{(i)}$ - relaxed power distribution, computed in i th step,
- c_i - the number of active cycles (generations) simulated by the MC code at i th iteration step.

Description of the coupling scheme

Algorithm 1 Basic scheme for coupled NK-TH calculations

```
input:  $s_1, b, \bar{\rho}^{(0)}$ 
 $S_0 \leftarrow 0$ 
for  $i \leftarrow 1, 2, \dots$  do
   $s_i \leftarrow (s_1 + \sqrt{s_1^2 + 4s_1 S_{i-1}}) / 2$ 
   $c_i \leftarrow \text{integer}(s_i / b)$ 
   $\bar{p}^{(i)} \leftarrow$  power distribution in a system with coolant density  $\bar{\rho}^{(i-1)}$ 
    distribution based on MC crit. simulation with  $c_i$  active cycles
   $S_i \leftarrow S_{i-1} + s_i$ 
   $\alpha_i \leftarrow s_i / S_i$ 
   $\bar{P}^{(i)} \leftarrow (1 - \alpha_i) \bar{P}^{(i-1)} + \alpha_i \bar{p}^{(i)}$ 
  remormalize  $\bar{P}^{(i)}$  so that the system gives required power
   $\bar{\rho}^{(i)} \leftarrow$  calculation of the steady-state coolant density distribution
    based on power distribution  $\bar{P}^{(i)}$ 
end for
```
